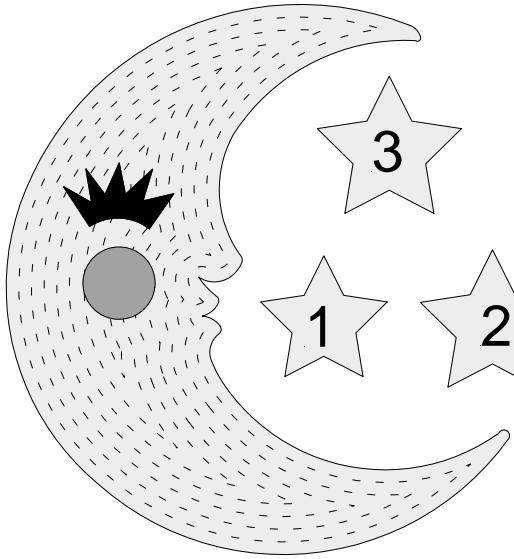


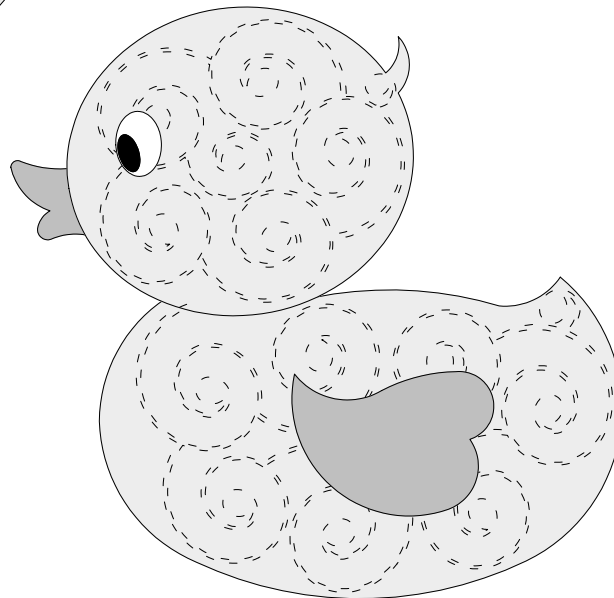
Cuddle Quilts – STARS

Stitch Maps




Stitch Map:

1. Moon Background
2. Moon Quilting
3. Eye Lashes
4. Cheek
5. Stars 1, then 2, then 3




Stitch Map:

1. Duck body
2. Duck quilting
3. Duck Wing
4. Beak
5. Duck Head
6. Duck head quilting
7. Eye
8. Eye Pupil




Stitch Map:

1. Owl body
2. Owl body quilting
3. Left Wing then right
4. Left foot then right
5. Owl Head
6. Owl head quilting
7. Owl Eye background
8. Left eye then right
9. Left Iris then right
10. Left pupil then right
11. Beak




Stitch Map:

1. Bunny body and quilting
2. Bunny whiskars quilting
3. Bunny inner ear
4. Bunny eye
5. Bunny pupil
6. Bunny tail




Stitch Map:

1. Left ear then right
2. Head
3. Hair quilting
4. Hair
5. Left eye then right
6. Left Iris then right
7. Left pupil then right
8. Nose
9. Left cheek then right
10. Mouth




Stitch Map:

1. Back legs then right
2. Sheep body
3. Sheep quilting
4. Sheep head
5. Sheep Wool Cap
6. Cap quilting
7. Left Eye then right
8. Left Pupil then right
9. Nose




Stitch Map:

1. Elephant body
2. Elephant quilting
3. Eye
4. Pupil
5. Ear
6. Left Ball & quilting
7. Middle Ball & quilting
8. Right Ball & quilting



Stitch Map:

1. Left Arm then right
2. Bear body
3. Bear tummy
4. Left foot then right
5. Right foot pad then left
6. Bear head
7. Left ear then right
8. Right eye then left
9. Muzzle
10. Mouth
11. Nose
12. Left pupil then right
13. Forehead quilting



Stitch Map:

1. Antenna
2. Head
3. Left top wing then right
4. Right bottom wing then left
5. Body
6. Wing quilting



Stitch Map:

1. Left Foot then right
2. Right foot quilting then left
3. Left big toe then move left thru little toe
4. Right big toe then move right thru little toe
5. Heart
6. Heart quilting

Dotted Font for applique

