


The Wish List Feature on the Sweet Dreams Quilt Studio Web site:

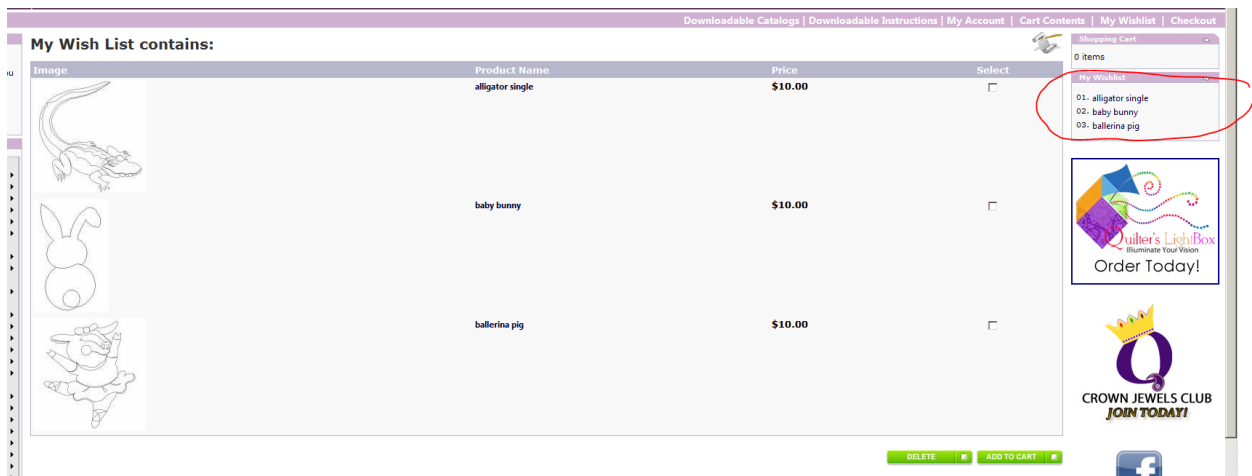
Click on the pattern name and the pattern will come up on a new page:






Click on the Add to Wishlist button located in the center of the screen.



Repeat adding individual patterns to your wish list. Notice that they show up on the right hand side bar, as well as with the icons, file name, and price in the center section of the screen.



To transfer the patterns in your Wish List into your Shopping Cart, click the boxes for each item you want to transfer and then click the “Add to Cart” box.

Image	Product Name	Price	Select
	alligator single	\$10.00	<input checked="" type="checkbox"/>
	baby bunny	\$10.00	<input checked="" type="checkbox"/>
	ballerina pig	\$10.00	<input checked="" type="checkbox"/>

DELETED ADD TO CART

Shopping Cart
0 items

My Wishlist
01. alligator single
02. baby bunny
03. ballerina pig

Quilter's Light
Illuminate Your Vision

Order Today

CROWN JEWELS
JOIN TODAY!

The selected patterns will move from the wish list to the shopping cart:

Downloadable Catalogs | Downloadable Instructions | My Account | Cart Contents | My Wishlist | Checkout

My Wish List contains:
No products are in your Wishlist.
[Click here for help on using your Wish List](#)

Shopping Cart
1 x alligator single
1 x baby bunny
1 x ballerina pig
\$30.00

Quilter's Light
Illuminate Your Vision

At this point you can check out.