



# Basket Quilt Bundle Layout



basket border element for above applique



basket border element for below applique



basket pearl sash 001



basket pearl sash 002



basket leaf sash 001



basket leaf sash 002



basket pearl sash 003





basket pearl sash 004



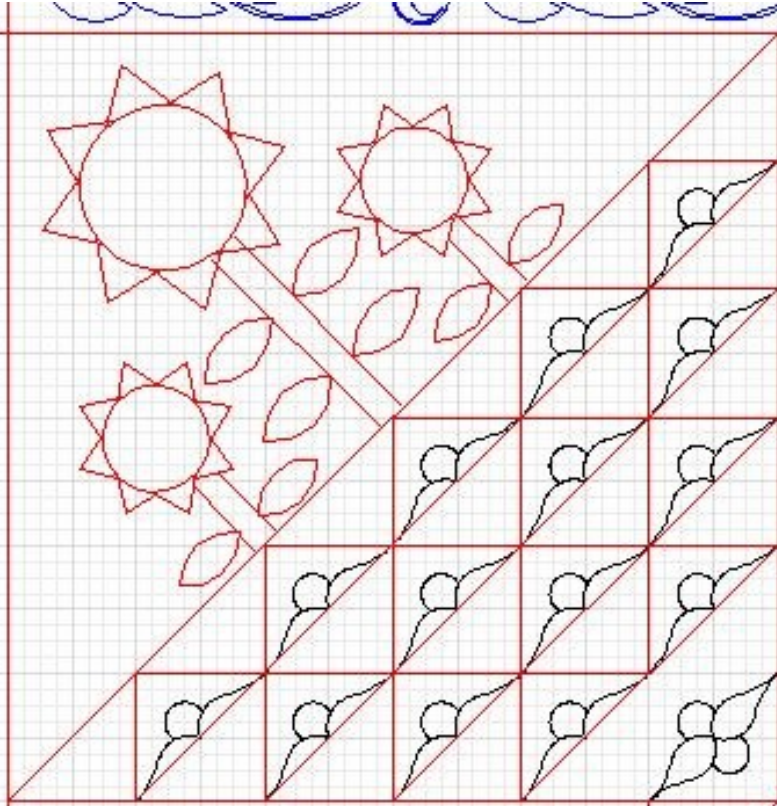
basket leaf sash 003



 basket p2p 001

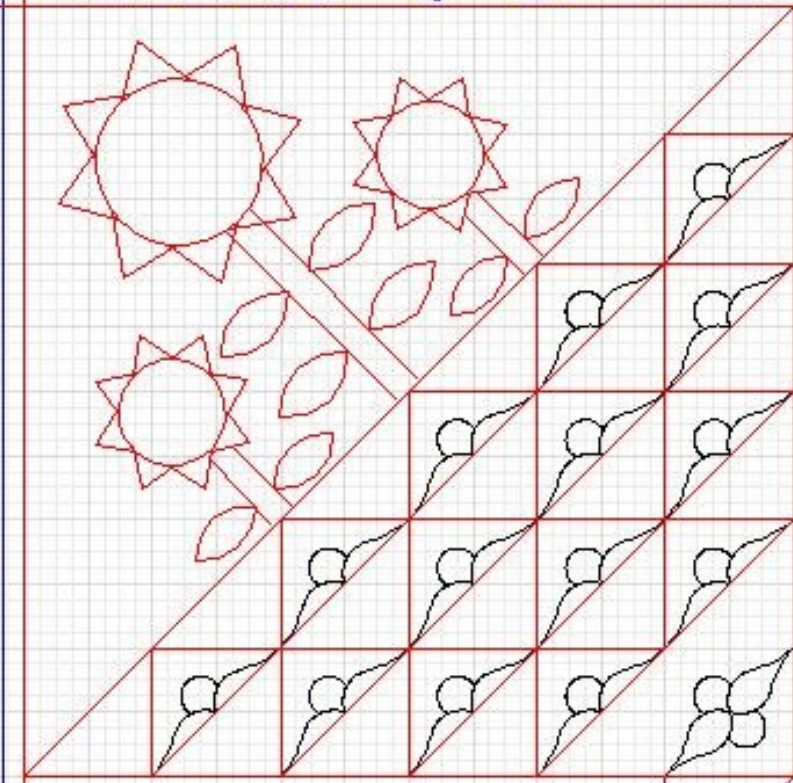
 basket element 001

basket pearl sash 003



basket pearl sash 002

basket leaf sash 002



basket pearl sash 003

basket leaf sash 003

Basket quilt notes:

The 2 patterns for the border only go to the corner on the left side. This means you can use the same pattern for all 4 sides. To make the orientation work, from where you start, you would rotate the quilt clock-wise each turn.