





# Club Notes:



Quartz  
MARCH  
2016

Yesterday in  
Columbia, MO

Today in  
Columbia, MO



Things are always changing in Missouri! Yesterday it was short sleeves and take the dogs for a walk weather. Today is snowflakes in the air weather.

I'm flying high regardless of the weather....I have one 3-year old grand-dog (Duke) and one 5-month old grand-dog (Boone)...and in September, I'll have a grandchild! I think Duke looks less than thrilled in this photo at the news of another "puppy". At least this one won't arrive with a set of sharp puppy teeth! :)

Enjoy the patterns!  
Happy Quilting  
Janet & Kim


**The Quartz March 2016 Archive contains 156 patterns,  
including 47 panos, a retail value of \$1795.00.**



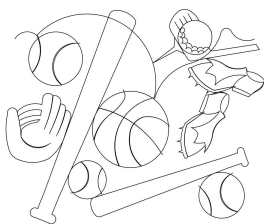
**Pattern: 3d bump pano medium part**  
Archive: Quartz March 2016




**Pattern: 3d bump pano medium part**  
Archive: Quartz March 2016



**Pattern: adam pano 005**  
Archive: Quartz March 2016




**Pattern: all sports 013**  
Archive: Quartz March 2016




**Pattern: aly brand pano**  
Archive: Quartz March 2016




**Pattern: andrew pano 002**  
Archive: Quartz March 2016




**Pattern: arrow pano 001**  
Archive: Quartz March 2016




**Pattern: butterfly bubbles pano 001**  
Archive: Quartz March 2016




**Pattern: butterfly bubbles pano 002**  
Archive: Quartz March 2016



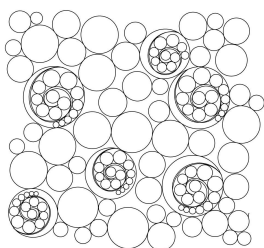
**Pattern: butterfly bubbles pano 003**  
Archive: Quartz March 2016




**Pattern: butterfly bubbles pano 004**  
Archive: Quartz March 2016




**Pattern: butterfly bubbles pano 005**  
Archive: Quartz March 2016



**Pattern: butterfly bubbles pano 006**  
Archive: Quartz March 2016

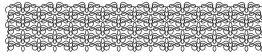


**Pattern: circle name pano 002**  
Archive: Quartz March 2016




**Pattern: curved squares pano 001**  
Archive: Quartz March 2016


# Panos




**Pattern: elegant worth pano 001 x 84**  
 Archive: Quartz March 2016




**Pattern: elephant hero pano 001**  
 Archive: Quartz March 2016



**Pattern: flower pano 024**  
 Archive: Quartz March 2016



**Pattern: flower spice 5 pano**  
 Archive: Quartz March 2016




**Pattern: gina flower pano 003**  
 Archive: Quartz March 2016



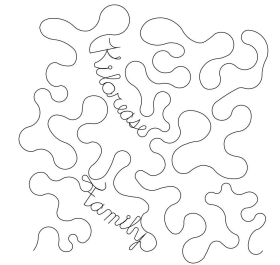
**Pattern: gina flower pano 004**  
 Archive: Quartz March 2016



**Pattern: go huskers pano 001**  
 Archive: Quartz March 2016




**Pattern: go steelers pano 003**  
 Archive: Quartz March 2016



**Pattern: kilcrease family meander**  
 Archive: Quartz March 2016



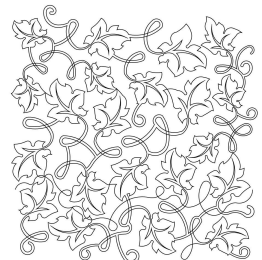
**Pattern: leaf branch pano 001**  
 Archive: Quartz March 2016



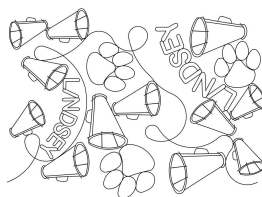
**Pattern: leaf branch pano 002**  
 Archive: Quartz March 2016




**Pattern: leaf branch pano 003**  
 Archive: Quartz March 2016











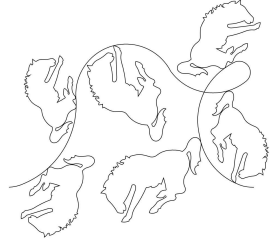
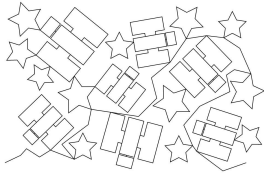





**Pattern: leaf fill pano 001**  
 Archive: Quartz March 2016




**Pattern: lindsey pano 001**  
 Archive: Quartz March 2016




**Pattern: loon pano 003**  
 Archive: Quartz March 2016

 <p><b>Pattern: love letters pano 001</b> Archive: Quartz March 2016</p>	 <p><b>Pattern: nathan pano 002</b> Archive: Quartz March 2016</p>	 <p><b>Pattern: navy seal pano 001</b> Archive: Quartz March 2016</p>
 <p><b>Pattern: punxsutawney fill large</b> Archive: Quartz March 2016</p>	 <p><b>Pattern: punxsutawney fill med</b> Archive: Quartz March 2016</p>	 <p><b>Pattern: punxsutawney fill small</b> Archive: Quartz March 2016</p>
 <p><b>Pattern: punxsutawney fill xlarge</b> Archive: Quartz March 2016</p>	 <p><b>Pattern: punxsutawney fill xsmall</b> Archive: Quartz March 2016</p>	 <p><b>Pattern: rodeo horse pano 001</b> Archive: Quartz March 2016</p>
 <p><b>Pattern: scouts pano 001</b> Archive: Quartz March 2016</p>	 <p><b>Pattern: snowshoe pano 001</b> Archive: Quartz March 2016</p>	 <p><b>Pattern: spaceman pano sq 002</b> Archive: Quartz March 2016</p>
 <p><b>Pattern: superhero pano 005</b> Archive: Quartz March 2016</p>	 <p><b>Pattern: suzys loops 72 x 16 inches</b> Archive: Quartz March 2016</p>	 <p><b>Pattern: underground railroad pano</b> Archive: Quartz March 2016</p>




Pattern: witch pattern pano 001  
Archive: Quartz March 2016




Pattern: witch pattern pano 002  
Archive: Quartz March 2016

Panos

## SKOW Poinsettia (Sew Kind of Wonderful)



# Butterfly Bubbles Panos Tula Pink Butterfly Quilt



Row 1

Row 2

Row 3


Row 4

Row 5

Row 6


Patterns for Jacqueline de Jonge's

# Circle of Life Quilt

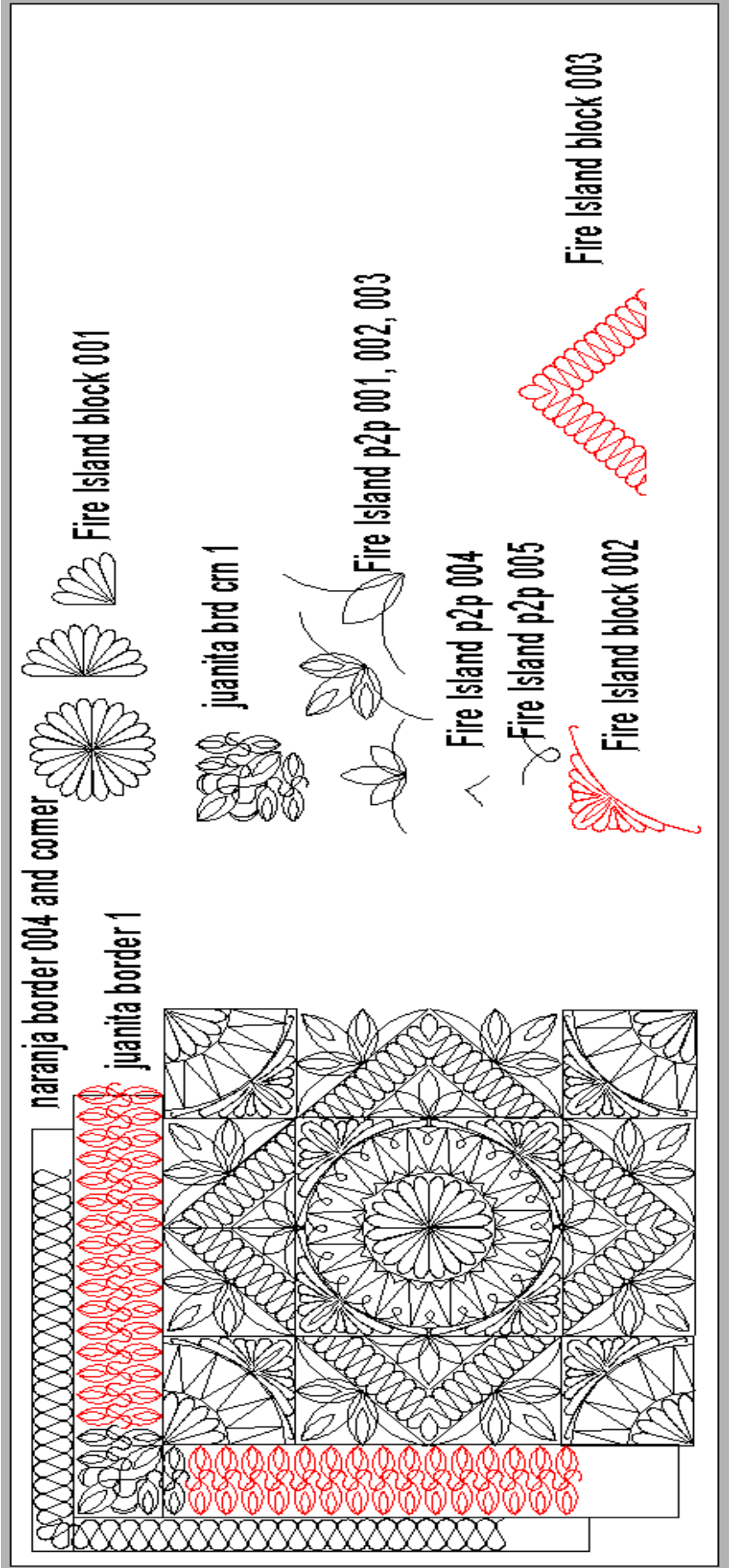


# Elizabeth DP patterns Diamond Border 006 and Corner

Feather brd cm 012 Feather border 12









# Fire Island Patterns

# The Gravity Quilt Patterns





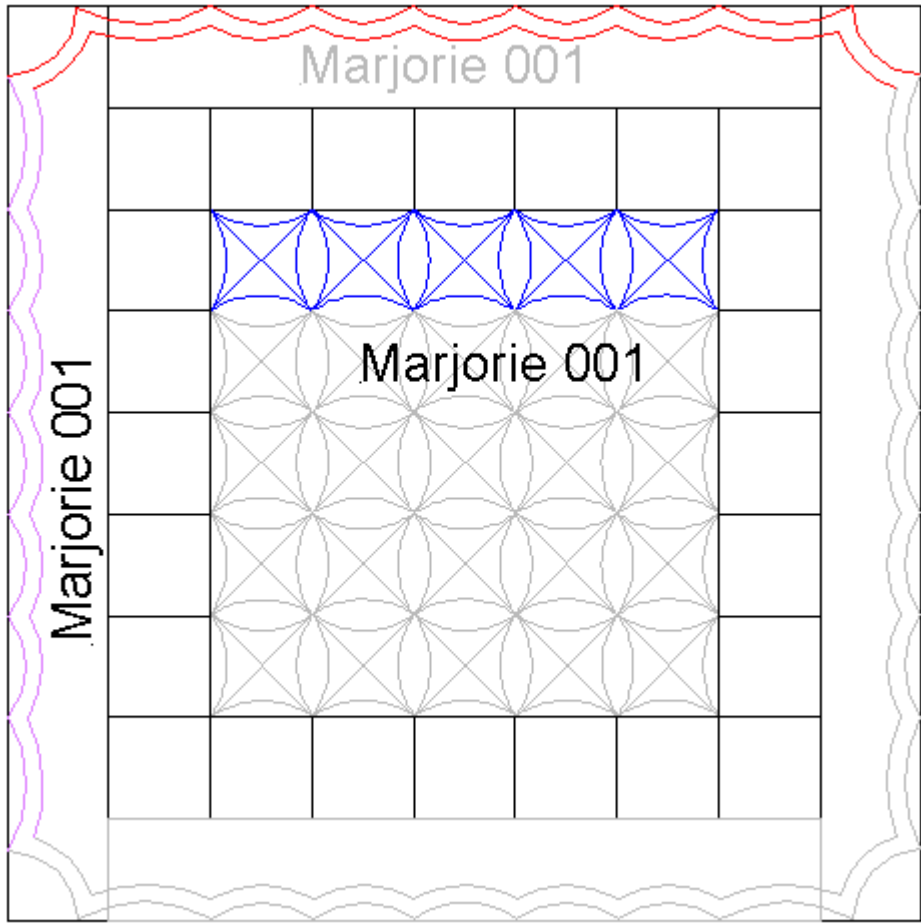
# Jason Yenter's Log Graphix Quilt



Triple Circle Border 001 used in this layout previously released in the Opal Collection.

Leaf feather sq 001  
Leaf feather corner 001  
Leaf feather rec 001







## Stack & Whack

Quilt is 99 X 120

The 4 corner triangles are 7.25 X 14.75" and the setting triangles are 10.5 X 20.25"

For small tri:  
joy tri 002



Large tri: joy  
tri 003



And use the joy border 001 and border corner for the rest.


Border 4 is same as border 2, 2.25"

Border 1 (red flowers on bottom of picture) is 6". I like Spider Mum for this border.

Border 2 (black, red, & black) is 2.25". Possibly the p2p Ribbon Candy Diamond

Border 3 (black & small S&W) is 7.25". What about something like Joy Border 001 for the black portion?

For blocks in this border: pinwheel feather sw 003



You can see in the next photo that the background around it makes it a 15" block.

[this one uses pinwheel feather sw 001](#)

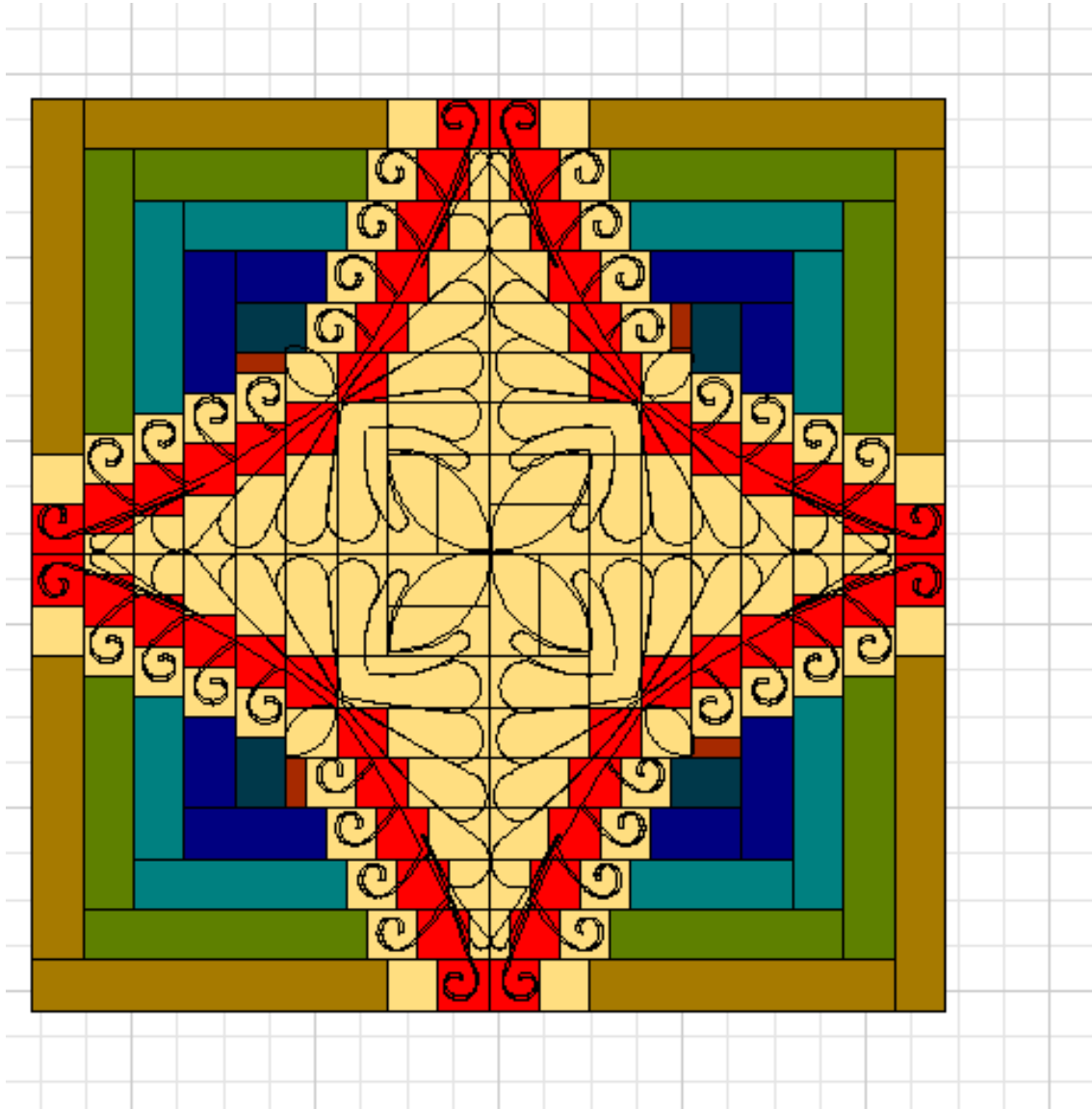


The larger S&W block is 15". One block I liked is Winding Ways 001 but not sure it will work.

[And pinwheel feather 002 for the one with the coping strips.](#)




# Snake River Log Cabin





# Wheel Quilt Patterns





# Meet Your New Best Friend!

**Back to School  
means more time  
to quilt! \$60.00!**

Created by Sweet Dreams Quilt Studio,  
Quilter's LightBox<sup>®</sup> software was designed to easily:

- Import photos of your quilt and/or quilt blocks.
- Import photos of quilt block pattern pictures.
- Preview quilting patterns superimposed over the quilt photos.
- Enlarge, reduce, copy, rotate, increase or decrease line widths, and adjust thread colors.
- Print pictures of the quilt/block with the patterns, and a list of the quilting pattern pictures used.
- Create a .zip file with all of the pictures for ease in emailing to quilt customers.
- AND NOW has a freehand feature, for those times when you want to doodle on your own!

The software includes over 9000 quilting pattern pictures and free monthly updates for quilting pattern pictures. The software is available for purchase online with immediate download, and also comes with a backup version on the DVD, along with the library of pattern pictures, delivered via USPS Priority Mail. DVD is shipped within 1 business day of order date. **Don't forget to download your free pattern pictures updates!!**

<http://www.quilterslightbox.com>

Pattern Type	Size	Name of Existing Pattern for Modification	Name to be included in pattern	Attach good photos of quilt and blocks	Style you're going for. Other patterns you're using in the quilt, etc.
Block #1					
Block #2					
Block #3					
Border & Border Corner #1					
Border & Border Corner #2					
Border & Border Corner #3					
Triangle-Equilateral (all sides equal and all angles are 60 degrees)					
Triangle-Isosceles (two equal sides and two equal angles)					
Triangle-Scalene (no equal sides & no equal angles)					
Sash					
Point-to-Point					
Edge-to-Edge—Directional					
Edge-to-edge-Non Directional					
Edge-to-Edge-Interlocking					
Edge-to-Edge-Squared					

**Important things to consider and include with your design request:**

When you take photos of the quilt and/or quilt block, the camera should be parallel to the quilt (we need a straight on shot). If we have to draft out the block, it helps a lot to capture correct angles.

If you want an existing pattern modified, we need the exact pattern name. (We cannot modify another designer's pattern, so please don't ask us to do that.)

Style you're going for: If you want celtic, but don't tell us and we make floral, no one will be happy.

If you want a name included in the pattern, you need to double check the spelling before you submit the request. If you find out after the pattern has been designed that you requested the pattern with incorrect spelling, your submission of the correct name spelling goes to the end of the drawing list, causing a delay for you.

If your machine has a short throat, please make sure you tell us the largest amount of the fabric your machine has access to quilt. [PLEASE email your design requests \(you can follow up with a phone call, but it helps us to have the email.\)](#)

# Favorite Longarm Supplies Vendors:

Updated

We've had many questions from new longarm quilters about the best places to buy their supplies. So, we thought we'd provide a list of our favorite vendors. This is not an exclusive list...you may already have other vendors who take care of your longarm supply needs...and we're not trying to convert anybody.

**Superior Thread:** I buy King Tut Thread in the 2000 yard cones, although they have poly thread as well. They sell wholesale only, so you'll need your sales tax certificate to set up an account. They have an amazing selection of thread. They have fabulous customer service and an easy online account set up process. They also ship internationally! <http://www.superiorthreads.com>

**Checker Distributing:** Wholesale Only.....I have rarely looked in vain for anything quilt related on their site. Shopping for supplies can be addicting! Shipping is charged on large items, but not on items such as pins, needles, thread, books, scissors, or most other notions. They do charge shipping on bolts of fabric, luggage, cutting mats, Ott Lights, etc. (They now carry Quilter's Dream Batting.....but only to customers outside of the United States.) <http://www.checkerdist.com>

**SouthStar Supply Company:** They have scissors, snips & holsters, bobbins, pattern making supplies, rotary cutters, mats, knives, sharpeners, notions, needles, pins, ergonomics, safety, & handling supplies, steamers, machine oil, spot lifters, silicone.....and they are very nice people to work with. <http://www.southstarsupply.com>

**Quilter's Dream Batting:** I have pretty much stopped purchasing rolls of batting. I find it easier to maintain an accurate inventory of batting, and it stores well. Unlike some packaged batting, I don't find that the QD batting is distorted, and so it doesn't require a trip through my dryer before I can use it. Some of my best friends who also have longarm quilting businesses stock packaged batting as well as batting on a roll. We agree that these people are easy to work with! <http://www.quiltersdreambatting.com>

**Virginia Longarm:** I buy the dress bag and the 3-sided zipper totes to deliver my quilts to customer. They bring their next quilt to me in their bag. When I arrive at our guild meetings, laden with my purple bags, people say it looks like Christmas. Their quilts stay clean and it adds a little extra class and professionalism to my business. <http://www.virginalongarm.com> or call 804-708-0741.

**Wingspan Crafts:** These are the people at MQX East who have the pre-shunk cotton batting (Katahdin) and the lovely 80/20 (Acadia). They were very nice to work with. <http://www.wingspancrafts.com>

**Winline Textiles:** These people were at MQS in Wichita. Their batting also feels very nice, has great consistency. They sent me home with two sample batts (a crib size and a twin size). I have used both sample batts and was very, very pleased. Visit them at: <http://www.winline.com>