



Club Notes: **Agate AUGUST 2018**



Vacation came and went so quickly. The weather in Oshkosh, WI is normally about 12 degrees cooler than here in Columbia, MO, but this year, the high most days was under 73 degrees F. That's pretty cool for late July!

You can see it in this photo, but as I sat at my sewing machine under our camper awning, my Surface Pro computer was on the table to my right. I was answering Sweet Dreams Quilt Studio emails and phone calls, piecing on my Gemstone quilt, and listening to the fighter jets flying overhead. I was only able to sew outdoors one afternoon, but took over the interior of the RV a couple of other days. Was successful in getting the next two sections of the quilt done.

Rode around Oshkosh on the scooter (Flame) a lot and the motorcycle (Bing Bong) some, with Alan, hit Primitive Gatherings in Menasha twice (once with my good friend and fellow Statler owner, Mary Bongers and once with my husband. They have these adorable decorative pins which are 100% intended to decorate your pin cushion. (flowers, sheep, garden motifs, etc). I had to go back and get more for some of my quilting buddies back at home.

Alan went to Home Depot in Oshkosh, bought 4 sheets of plywood and put it down under the "porch tarp" just so I could rock in my "lawn furniture rocking chair"....what a Sweetie! I discovered that the rocking chairs I bought at the Bass Pro Shop are much better on my back than are the anti-gravity recliners. The plywood also made it so that when the torrential rains came, we did NOT have a moat in front of the RV. Perk!

While I was in Oshkosh, Kim was back at home taking care of Harvey, my Schnauzer, and keeping a discrete eye on Jordan (my almost 19 year old) and my Mom (83 years old), and my tomato plants, as well as drawing patterns and working on her classes for her teaching venue in September. Kim was a very busy lady! While she's gone in September, I'll be taking care of Lola (half Chihuahua and half Jack Russell) and her two cats. I will also be taking in the bird feeders at dusk (to keep the local raccoon family from destroying them) and putting them back out first thing in the morning. Kim won't be drawing patterns during the day that week, but she will be drawing in the evenings.

Hope you enjoy the patterns this month. There are several really fun e2e patterns this month as well as some pattern sets for several quilts!

Happy Quilting!
Kim and Janet

**The Agate August 2018 Archive contains 104 patterns,
including 44 panos, a retail value of \$1260.00.**

Southwest Statler Retreat

Featuring
**Kim Diamond
& Jo Ann Blade**

Join Kim and Jo Ann as they guide you to revitalize your creative soul using appliqué on your Statler by Gammill during two full days of classes.

Plus! Special Events with Paul & Mildred Statler and Helen Robinson of Sew Kind of Wonderful

September 13 - 15
Hilton Phoenix/Mesa in Mesa, Arizona

Schedule of Events

Thursday, Sept. 13

Evening & Dinner: Meet & Greet with Paul & Mildred Statler, creators of the Statler by Gammill

Friday, Sept. 14

10 a.m. to 4 p.m.: Classes with Jo Ann and Kim
Friday Evening: Trunk show with Helen Robinson of Sew Kind of Wonderful

Saturday, Sept. 15

10 a.m. to 4 p.m.: Classes with Jo Ann and Kim

Registration

Register by Aug. 14 and save! Early bird discount is \$349. After Aug. 14 the price is \$399. Registration includes 2 days of classes, dinner Thursday, continental breakfast and lunch Friday and Saturday, and a gift bag with a retail value of \$400. Visit Mulqueen.com to register. Rooms are available at the Hilton in Mesa, AZ.


About Kim Diamond and Jo Ann Blade

Kim is an award-winning quilter, established Statler longarm owner, teacher and business woman. Launching her career in 1998, Kim founded Sweet Dreams Quilt Studio, and has become an industry leader in pattern design. Jo Ann is an award winning longarm quilter. She was one of the first Certified Trainers for Statler and has been teaching appliqué for the past decade. In 2011 Jo Ann and Kim joined forces to make show quilts. Their show quilts have won numerous awards, been featured in Magazines and on TV shows. They have taught together internationally. All their show quilts are created using a Statler. The quilt featured above is titled Dahlias in the Snow.



Mulqueen
sewing & vacuum centers

Tarnished Windmills Quilt Patterns



Legal Stuff:

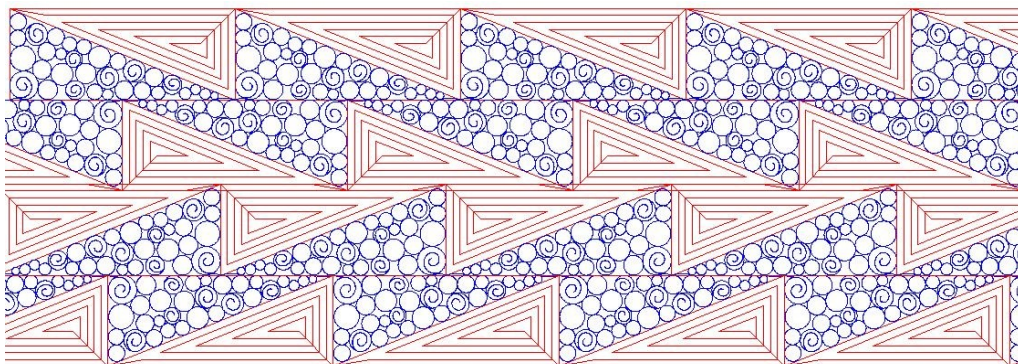

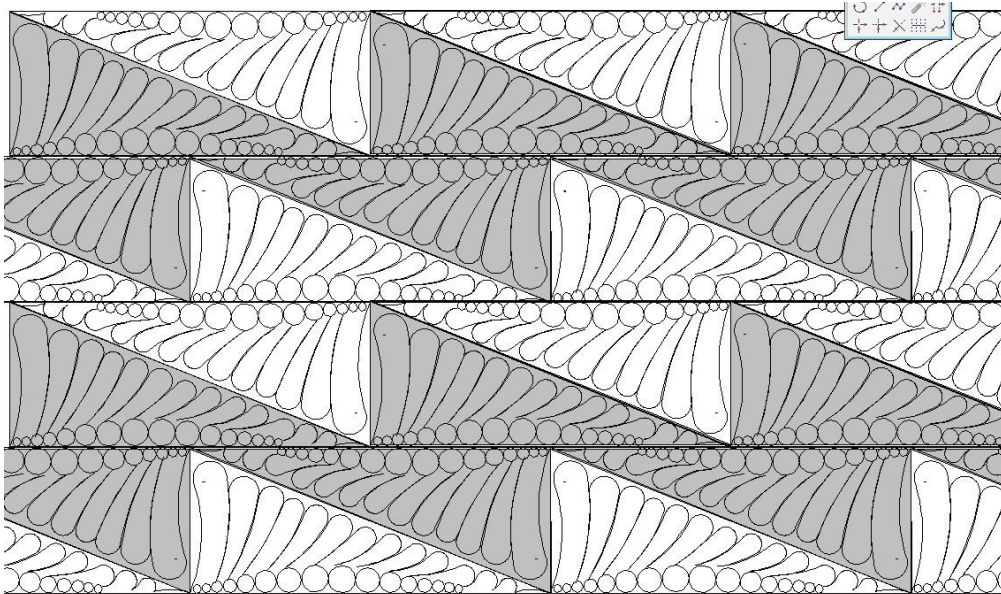
We are delighted to have you publish images of the Sweet Dreams Quilt Studio patterns you have on your websites, blogspots, or even Pinterest to advertise the pattern selection you have from which your customers can choose. We require that those images are accompanied by our copyright information. If you already have images of our patterns published, please add the below copyright information to them.

© Kim Diamond, Sweet Dreams Quilt Studio 2018

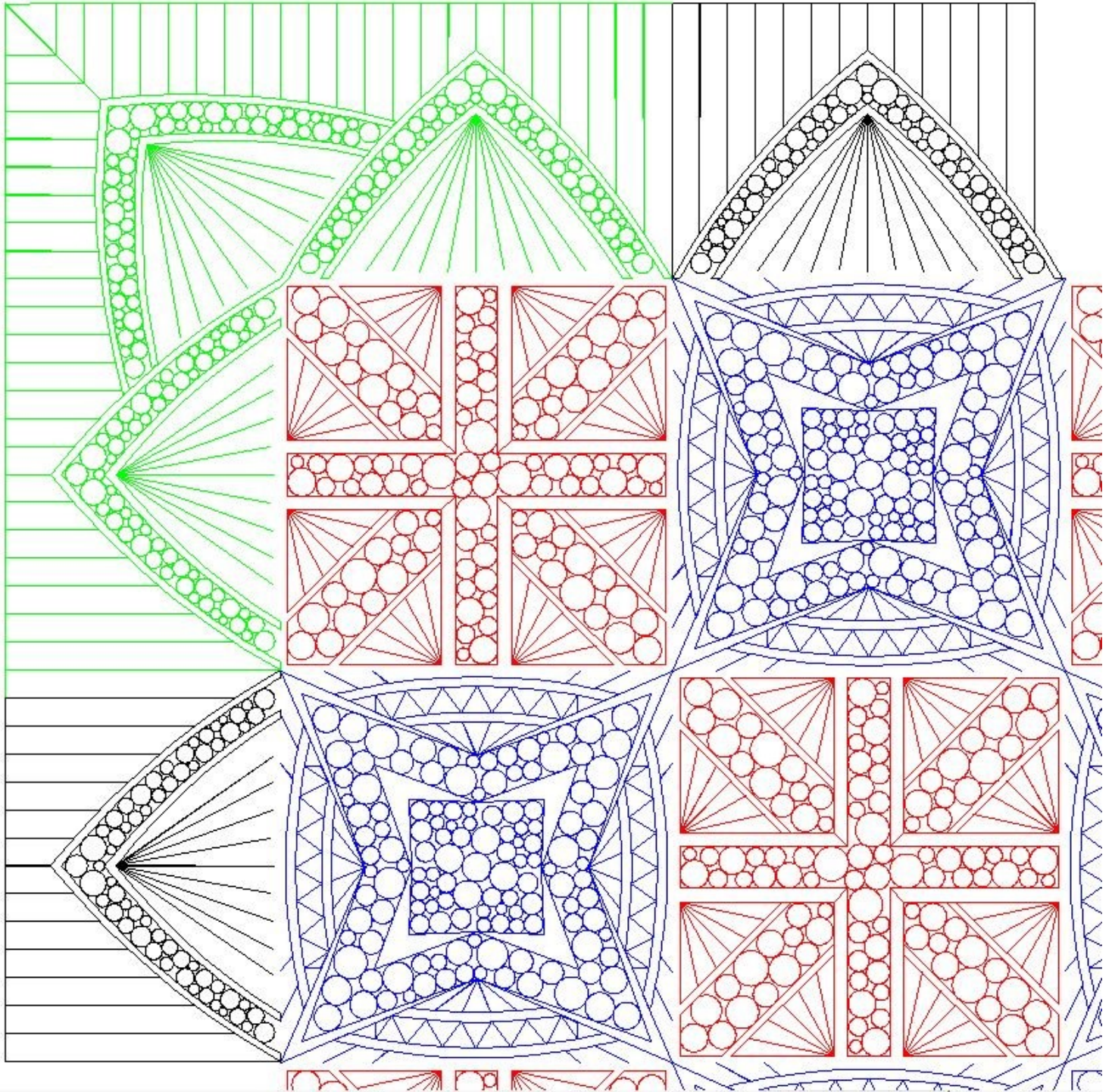
Asian Clam Shell Pattern (Concatenated)



Bob and Weave Quilt Patterns





Cattywampus Patterns



At Midnight Block 005

(5th in new REA Wholecloth Quilt)





New Cute Kid's pattern"
Llama llama pano 002



Created by Sweet Dreams Quilt Studio, Quilter's LightBox® software was designed to easily:

- Import photos of your quilt and/or quilt blocks.
- Import photos of quilt block pattern pictures.
- Preview quilting patterns superimposed over the quilt photos.
- Enlarge, reduce, copy, rotate, increase or decrease line widths, and adjust thread colors.
- Print pictures of the quilt/block with the patterns, and a list of the quilting pattern pictures used.
- Create a .zip file with all of the pictures for ease in emailing to quilt customers.
- Freehand feature, for those times when you want to doodle on your own!
- And now you can fade out the quilt image behind your pattern layout to better view the patterns.

The software includes over 9000 quilting pattern pictures and free monthly updates for quilting pattern pictures. The software is available for purchase online with immediate download, and also comes with a backup version on the DVD, along with the library of pattern pictures, delivered via USPS Priority Mail. DVD is shipped within 1 business day of order date. **Don't forget to download your free pattern pictures updates!!**

Now available at **no cost** to you. Log into your profile on the Sweet Dreams Quilt Studio website and download the software. If you want the DVD (which contains the software AND the 1st 9000 Sweet Dreams Quilt Studio images) there is a small shipping fee.

Favorite Longarm Supplies Vendors:

Updated

We've had many questions from new longarm quilters about the best places to buy their supplies. So, we thought we'd provide a list of our favorite vendors. This is not an exclusive list....you may already have other vendors who take care of your longarm supply needs...and we're not trying to convert anybody.

Superior Thread: I buy King Tut Thread in the 2000 yard cones, although they have poly thread as well. They sell wholesale only, so you'll need your sales tax certificate to set up an account. They have an amazing selection of thread. They have fabulous customer service and an easy online account set up process. They also ship internationally! <http://www.superiorthreads.com>

Checker Distributing: Wholesale Only.....I have rarely looked in vain for anything quilt related on their site. Shopping for supplies can be addicting! Shipping is charged on large items, but not on items such as pins, needles, thread, books, scissors, or most other notions. They do charge shipping on bolts of fabric, luggage, cutting mats, Ott Lights, etc. (They now carry Quilter's Dream Batting.....but only to customers outside of the United States.) <http://www.checkerdist.com>

SouthStar Supply Company: They have scissors, snips & holsters, bobbins, pattern making supplies, rotary cutters, mats, knives, sharpeners, notions, needles, pins, ergonomics, safety, & handling supplies, steamers, machine oil, spot lifters, silicone.....and they are very nice people to work with.
<http://www.southstarsupply.com>

Quilter's Dream Batting: I have pretty much stopped purchasing rolls of batting. I find it easier to maintain an accurate inventory of batting, and it stores well. Unlike some packaged batting, I don't find that the QD batting is distorted, and so it doesn't require a trip through my dryer before I can use it. Some of my best friends who also have longarm quilting businesses stock packaged batting as well as batting on a roll. We agree that these people are easy to work with! <http://www.quiltersdreambatting.com>

Virginia Longarm: I buy the dress bag and the 3-sided zipper totes to deliver my quilts to customer. They bring their next quilt to me in their bag. When I arrive at our guild meetings, laden with my purple bags, people say it looks like Christmas. Their quilts stay clean and it adds a little extra class and professionalism to my business.
<http://www.virginalongarm.com> or call 804-708-0741.


Wingspan Crafts: These are the people at MQX East who have the pre-shunk cotton batting (Katahdin) and the lovely 80/20 (Acadia). They were very nice to work with.
<http://www.wingspancrafts.com>

Winline Textiles: These people were at MQS in Wichita. Their batting also feels very nice, has great consistency. They sent me home with two sample batts (a crib size and a twin size). I have used both sample batts and was very, very pleased. Visit them at: <http://www.winetextiles.com>
Wholesale prices available!

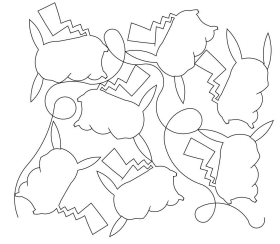
Panos




Pattern: addison 2018 pano 001
Archive: Agate August 2018



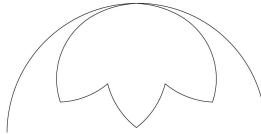
Pattern: andrew scout pano
Archive: Agate August 2018



Pattern: anime pano 002
Archive: Agate August 2018



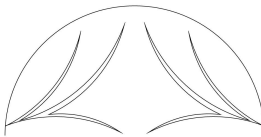
Pattern: asian clam shell 001 alt
Archive: Agate August 2018




Pattern: asian clam shell 002 alt
Archive: Agate August 2018




Pattern: asian clam shell 003 alt
Archive: Agate August 2018



Pattern: asian clam shell 004 alt
Archive: Agate August 2018



Pattern: australian pano 003
Archive: Agate August 2018



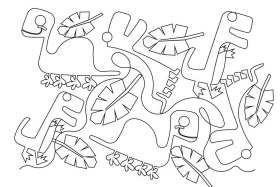
Pattern: bass guitar pano 002
Archive: Agate August 2018



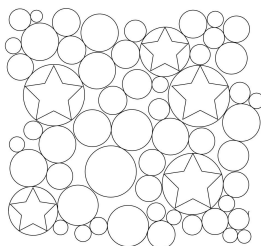
Pattern: best wishes pano 001
Archive: Agate August 2018



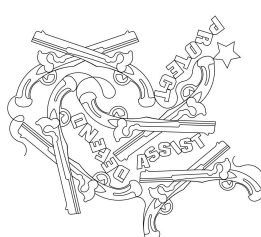
Pattern: birds on wire pano 001
Archive: Agate August 2018



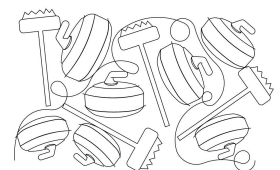
Pattern: boxy dinosaur pano 001
Archive: Agate August 2018



Pattern: bubbles everywhere 008
Archive: Agate August 2018




Pattern: crossed pistol pano 002
Archive: Agate August 2018



Pattern: curling pano 001
Archive: Agate August 2018

Panos



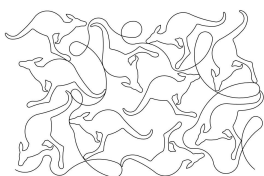
Pattern: feather swirl pano 004 sq
Archive: Agate August 2018




Pattern: interlocking diamonds pano
Archive: Agate August 2018




Pattern: iris pano 002 alt
Archive: Agate August 2018




Pattern: just kangaroos pano 001
Archive: Agate August 2018



Pattern: landon baseball pano 001
Archive: Agate August 2018




Pattern: liz pano 001
Archive: Agate August 2018




Pattern: llama llama pano 002
Archive: Agate August 2018




Pattern: love my mama
Archive: Agate August 2018



Pattern: luke pano 002
Archive: Agate August 2018




Pattern: milie pano 001
Archive: Agate August 2018




Pattern: momma baby animal pano
Archive: Agate August 2018




Pattern: momma baby elephant
Archive: Agate August 2018



Pattern: momma baby giraffe pano
Archive: Agate August 2018




Pattern: momma baby hippo pano
Archive: Agate August 2018



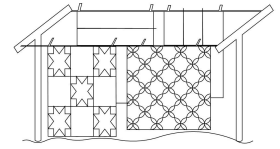
Pattern: momma baby lion pano 001
Archive: Agate August 2018




Pattern: momma baby whale pano
Archive: Agate August 2018




Pattern: primitive star pano 001
Archive: Agate August 2018



Pattern: quilts on line pano 001
Archive: Agate August 2018




Pattern: rows of flowers pano 001
Archive: Agate August 2018



Pattern: rows of flowers pano 002
Archive: Agate August 2018




Pattern: snails frogs puppy pano 001
Archive: Agate August 2018




Pattern: starry night 001
Archive: Agate August 2018



Pattern: trick or treat pano 002 alt
Archive: Agate August 2018




Pattern: trillium flower pano 002
Archive: Agate August 2018




Pattern: tyler pano 002
Archive: Agate August 2018



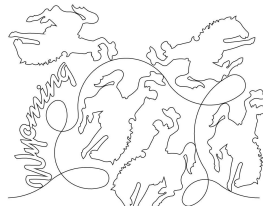
Pattern: white peak pano 001
Archive: Agate August 2018



Pattern: white peak pano 002
Archive: Agate August 2018



Pattern: winged shoe pano 001
Archive: Agate August 2018



Pattern: wyoming pano 001
Archive: Agate August 2018

Panos