



# Club Notes:



Agate

JANUARY  
2019

## Greetings Quilters,

Congratulations to Patricia Geishert on winning the Sweet Dreams Quilt Studio Christmas Projects Contest! She now has \$100.00 worth of patterns to choose!

Shoulder surgery went well. Had to be there by 6:15am and was back at home by 10:30am. The nerve block was the strangest thing I have ever experienced! Pain was minimal....but the mandatory down time was horrible! My husband helped me make Christmas cookies, ran the vacuum cleaner, cleaned the bathrooms and quilted the last 23 quilts my customers needed for Christmas. All of which just proved to me that I am truly a control freak! Glad to be back in the world of productivity! The orthopedic surgeon released me to resume activities after Christmas Day, so no more sitting around binge watching Grey's Anatomy! Whew!



The Christmas Cookie Decorating with Thatcher lasted about 2 seconds. He smeared icing on a cookie, and then sneezed (photo taken mid-sneeze). He ate the cookie, and said, "I'm done now!" You can see Harvey trolling for crumbs and icing.

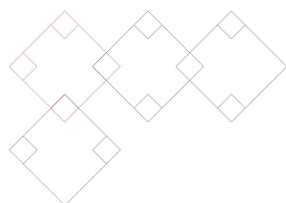

Caitlin and Jordan decorated the rest of the cookies, while Mimaw (that's me) played with Thatcher. I got my "Normal Rockwell Cookie moment" . Good times!

Alan took me flying one evening....I had a major case of cabin fever and needed to get out of the house. He wanted to check out the display on his DME (Distance Measuring Equipment)....needs to work for his IFR training (Instrument Flight Rules), which he has been working on (as funds allow) for the past year. There was a beautiful sunset just as we were heading back to land. It wasn't quilting, but hanging out with Alan and getting to see that gorgeous sunset was a pretty good way to end the evening!

Wishing you and yours a fabulous New Year!  
Enjoy the patterns!  
Janet & Kim

**The Agate January 2019 Archive contains 165 patterns,  
including 55 panos, a retail value of \$1925.00.**

# New Border and Corner Patterns




## Legal Stuff:

We are delighted to have you publish images of the Sweet Dreams Quilt Studio patterns you have on your websites, blogspots, or even Pinterest to advertise the pattern selection you have from which your customers can choose. We require that those images are accompanied by our copyright information. If you already have images of our patterns published, please add the below copyright information to them.


**© Kim Diamond, Sweet Dreams Quilt Studio 2018**

At Midnight REA Block 009


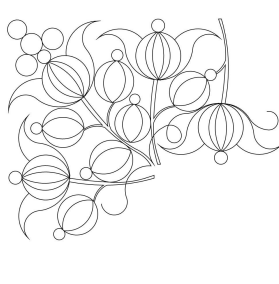




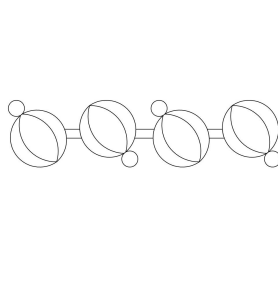



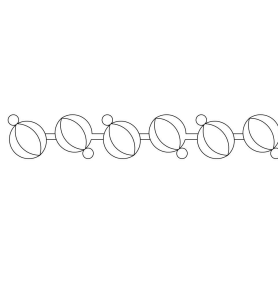



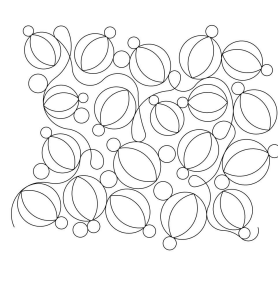








*See the stitch maps*

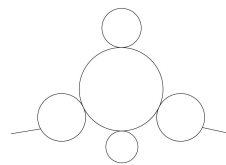
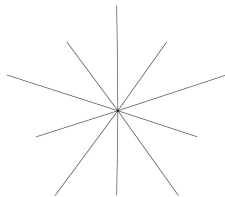
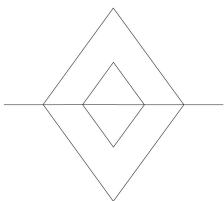
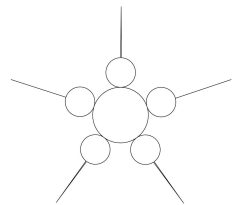
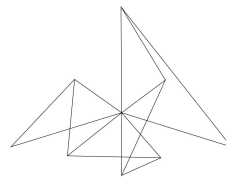
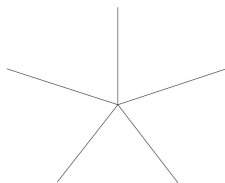
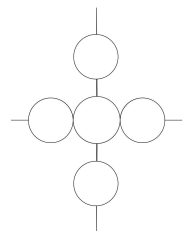
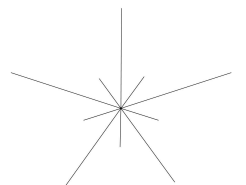
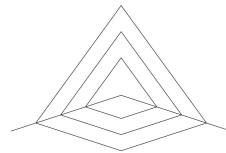
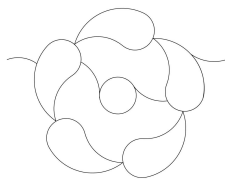
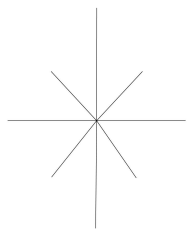
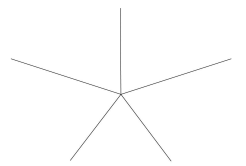
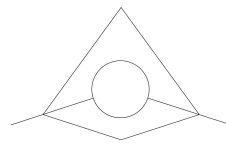
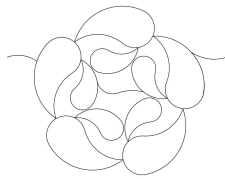


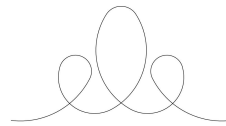
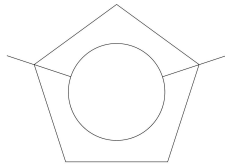


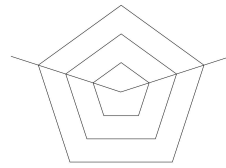

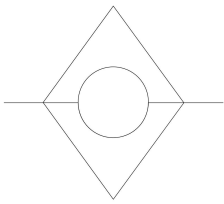
At Midnight REA Block 009  
Stitch Map



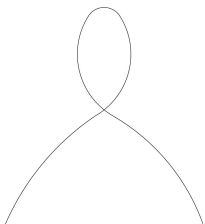
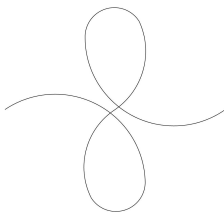
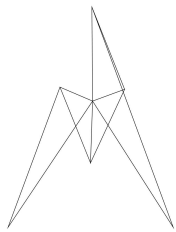
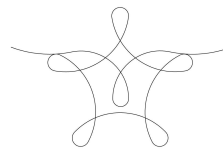

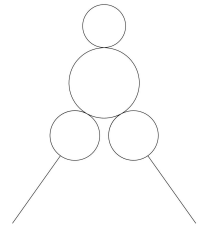
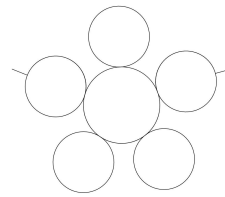
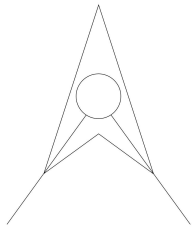
# Modern Pom Patterns






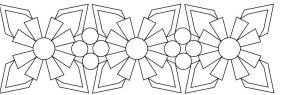
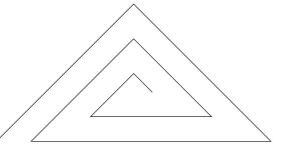



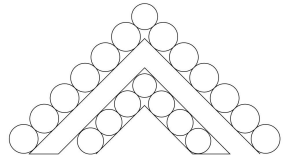
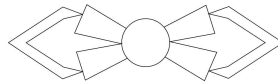


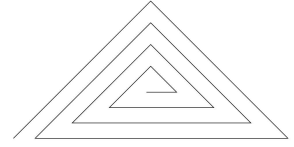



# Passacaglia Patterns



# Passacaglia Patterns, Cont.



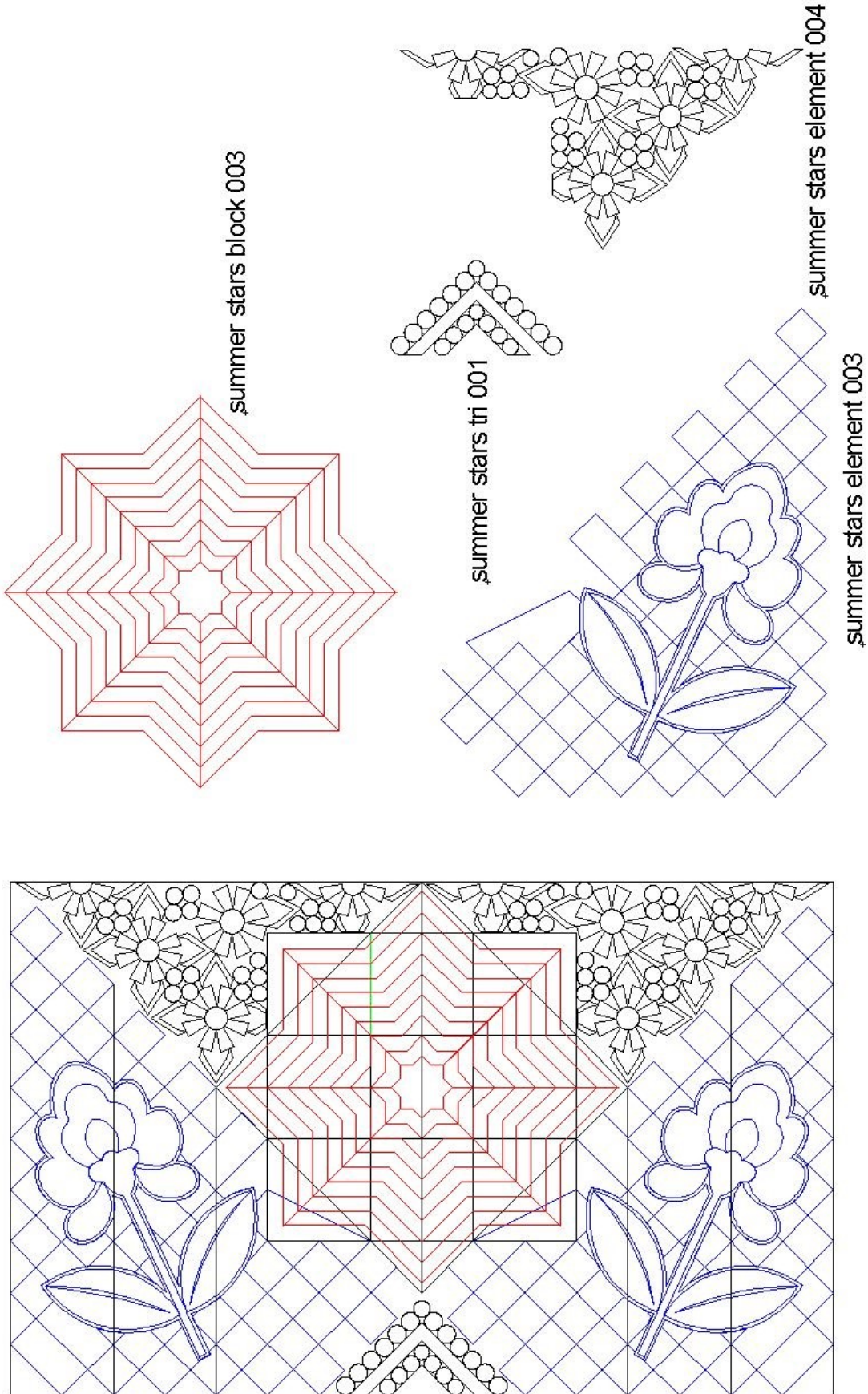
# Summer Stars Patterns



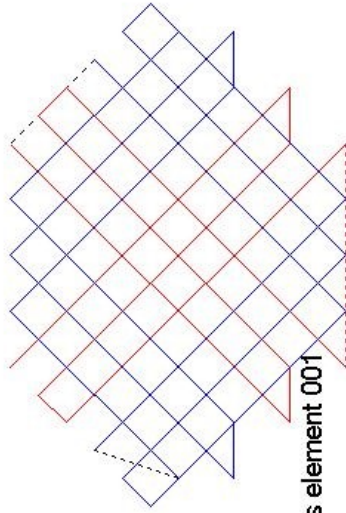
See the [Summer Stars Placement Guides](#)



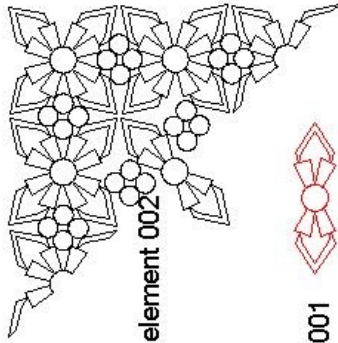
# Summer Star Guides



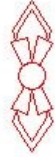
# Summer Star Guides



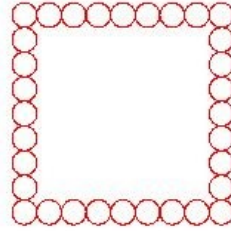
summer stars element 001




summer stars element 002



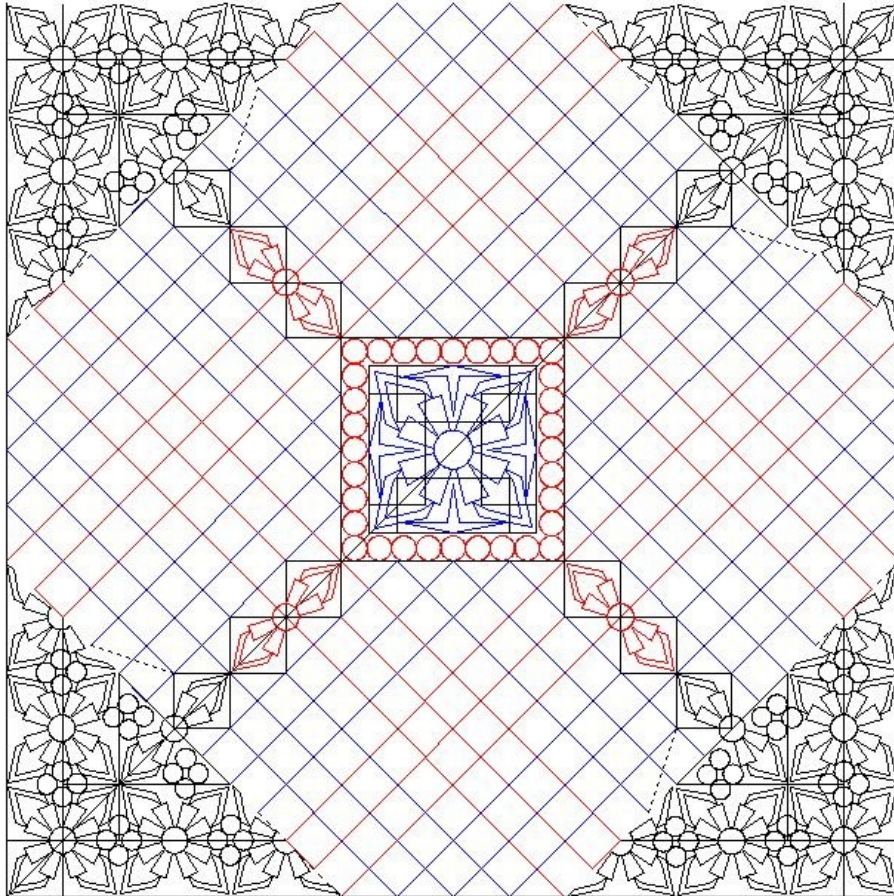
summer stars block 001



1 x 8 frame 001



summer stars block 002



# Summer Star Guides

summer stars tri 002




summer stars tri 003




summer stars tri 004



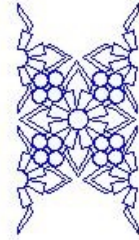
summer stars block 008



summer stars block 007



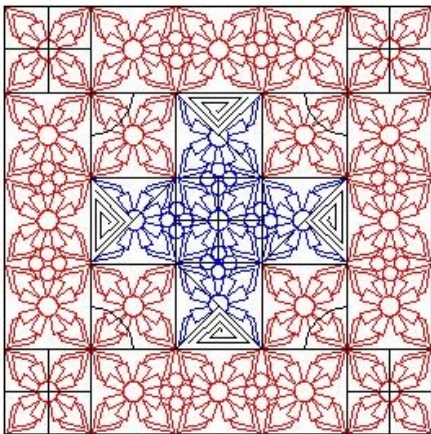


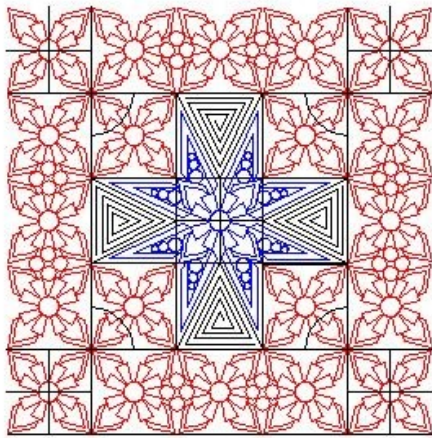
summer stars block 006



summer stars block 005





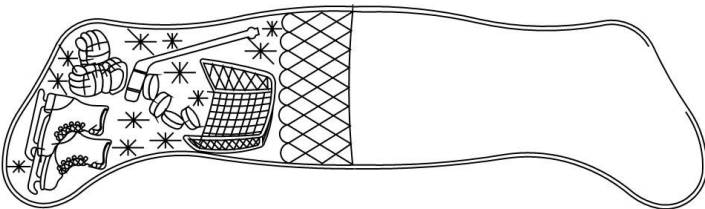
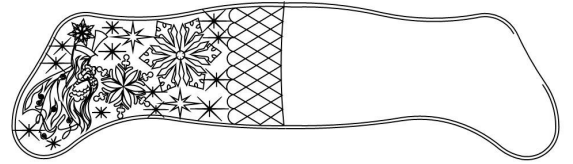
summer stars block 004




# Summer Star Mystery Quilt by Mar Sandoval



# New Christmas Stockings





## Created by Sweet Dreams Quilt Studio, Quilter's LightBox® software was designed to easily:

- Import photos of your quilt and/or quilt blocks.
- Import photos of quilt block pattern pictures.
- Preview quilting patterns superimposed over the quilt photos.
- Enlarge, reduce, copy, rotate, increase or decrease line widths, and adjust thread colors.
- Print pictures of the quilt/block with the patterns, and a list of the quilting pattern pictures used.
- Create a .zip file with all of the pictures for ease in emailing to quilt customers.
- Freehand feature, for those times when you want to doodle on your own!
- And now you can fade out the quilt image behind your pattern layout to better view the patterns.

The software includes over 9000 quilting pattern pictures and free monthly updates for quilting pattern pictures. The software is available for purchase online with immediate download, and also comes with a backup version on the DVD, along with the library of pattern pictures, delivered via USPS Priority Mail. DVD is shipped within 1 business day of order date. **Don't forget to download your free pattern pictures updates!!**

Now available at **no cost** to you. Log into your profile on the Sweet Dreams Quilt Studio website and download the software. If you want the DVD (which contains the software AND the 1st 9000 Sweet Dreams Quilt Studio images) there is a small shipping fee.

# Favorite Longarm Supplies Vendors:

Updated

We've had many questions from new longarm quilters about the best places to buy their supplies. So, we thought we'd provide a list of our favorite vendors. This is not an exclusive list....you may already have other vendors who take care of your longarm supply needs...and we're not trying to convert anybody.

**Superior Thread:** I buy King Tut Thread in the 2000 yard cones, although they have poly thread as well. They sell wholesale only, so you'll need your sales tax certificate to set up an account. They have an amazing selection of thread. They have fabulous customer service and an easy online account set up process. They also ship internationally! <http://www.superiorthreads.com>

**Checker Distributing:** Wholesale Only.....I have rarely looked in vain for anything quilt related on their site. Shopping for supplies can be addicting! Shipping is charged on large items, but not on items such as pins, needles, thread, books, scissors, or most other notions. They do charge shipping on bolts of fabric, luggage, cutting mats, Ott Lights, etc. (They now carry Quilter's Dream Batting.....but only to customers outside of the United States.) <http://www.checkerdist.com>

**SouthStar Supply Company:** They have scissors, snips & holsters, bobbins, pattern making supplies, rotary cutters, mats, knives, sharpeners, notions, needles, pins, ergonomics, safety, & handling supplies, steamers, machine oil, spot lifters, silicone.....and they are very nice people to work with.  
<http://www.southstarsupply.com>

**Quilter's Dream Batting:** I have pretty much stopped purchasing rolls of batting. I find it easier to maintain an accurate inventory of batting, and it stores well. Unlike some packaged batting, I don't find that the QD batting is distorted, and so it doesn't require a trip through my dryer before I can use it. Some of my best friends who also have longarm quilting businesses stock packaged batting as well as batting on a roll. We agree that these people are easy to work with! <http://www.quiltersdreambatting.com>

**Virginia Longarm:** I buy the dress bag and the 3-sided zipper totes to deliver my quilts to customer. They bring their next quilt to me in their bag. When I arrive at our guild meetings, laden with my purple bags, people say it looks like Christmas. Their quilts stay clean and it adds a little extra class and professionalism to my business.  
<http://www.virginalongarm.com> or call 804-708-0741.

**Wingspan Crafts:** These are the people at MQX East who have the pre-shunk cotton batting (Katahdin) and the lovely 80/20 (Acadia). They were very nice to work with.  
<http://www.wingspancrafts.com>

**Winline Textiles:** These people were at MQS in Wichita. Their batting also feels very nice, has great consistency. They sent me home with two sample batts (a crib size and a twin size). I have used both sample batts and was very, very pleased. Visit them at: <http://www.winlinetextiles.com>  
Wholesale prices available!


# Panos



**Pattern: beagles and buddy pano 001**  
Archive: Agate Jan 2019



**Pattern: bronco head pano 001**  
Archive: Agate Jan 2019



**Pattern: bulldog pano 005**  
Archive: Agate Jan 2019



**Pattern: butterfly vine pano 001**  
Archive: Agate Jan 2019



**Pattern: cherry blossom grass pano**  
Archive: Agate Jan 2019



**Pattern: cherry blossom grass pano**  
Archive: Agate Jan 2019



**Pattern: clamshell e2e 001 large**  
Archive: Agate Jan 2019



**Pattern: clamshell e2e 001 medium**  
Archive: Agate Jan 2019



**Pattern: clamshell e2e 001 small**  
Archive: Agate Jan 2019



**Pattern: clamshell e2e 001 xlarge**  
Archive: Agate Jan 2019



**Pattern: clamshell e2e 001 xsmall**  
Archive: Agate Jan 2019



**Pattern: clamshell e2e 3 qrt inch 001**  
Archive: Agate Jan 2019



**Pattern: clamshell e2e 3 qrt inch 001**  
Archive: Agate Jan 2019



















**Pattern: clamshell e2e 3 qrt inch 001**  
Archive: Agate Jan 2019



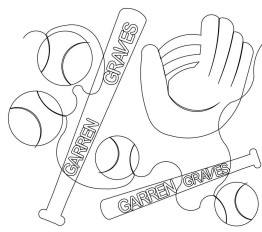
**Pattern: clamshell e2e 3 qrt inch 001**  
Archive: Agate Jan 2019



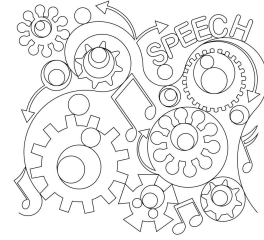
 <p><b>Pattern: clamshell e2e 3 qrt inch 001</b> Archive: Agate Jan 2019</p>	 <p><b>Pattern: clamshell e2e half inch 001</b> Archive: Agate Jan 2019</p>	 <p><b>Pattern: clamshell e2e half inch 001</b> Archive: Agate Jan 2019</p>
 <p><b>Pattern: clamshell e2e half inch 001</b> Archive: Agate Jan 2019</p>	 <p><b>Pattern: clamshell e2e half inch 001</b> Archive: Agate Jan 2019</p>	 <p><b>Pattern: clamshell e2e half inch 001</b> Archive: Agate Jan 2019</p>
 <p><b>Pattern: cliff husband pano 001</b> Archive: Agate Jan 2019</p>	 <p><b>Pattern: colorado tent pano 001</b> Archive: Agate Jan 2019</p>	 <p><b>Pattern: dad pano 001</b> Archive: Agate Jan 2019</p>
 <p><b>Pattern: deisel train pano 001</b> Archive: Agate Jan 2019</p>	 <p><b>Pattern: dinosaur pano 001</b> Archive: Agate Jan 2019</p>	 <p><b>Pattern: ffa pano 003</b> Archive: Agate Jan 2019</p>
 <p><b>Pattern: field hockey pano 002</b> Archive: Agate Jan 2019</p>	 <p><b>Pattern: flower garden pano 021</b> Archive: Agate Jan 2019</p>	 <p><b>Pattern: flower pano 041</b> Archive: Agate Jan 2019</p>



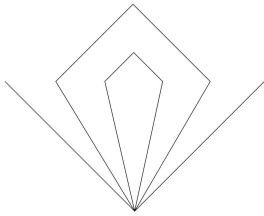
**Pattern: football seminole pano 001**  
Archive: Agate Jan 2019




**Pattern: garren graves pano 001**  
Archive: Agate Jan 2019




**Pattern: gear music speech pano 001**  
Archive: Agate Jan 2019



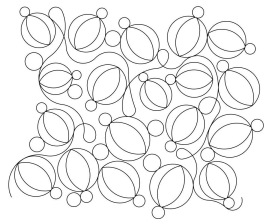
**Pattern: geometric pano alt 010**  
Archive: Agate Jan 2019




**Pattern: grace pano 002**  
Archive: Agate Jan 2019




**Pattern: jacobean pano 005**  
Archive: Agate Jan 2019




**Pattern: modern pom pano 001**  
Archive: Agate Jan 2019




**Pattern: motorcycle pano 001**  
Archive: Agate Jan 2019



**Pattern: quilters tools pano sq 001**  
Archive: Agate Jan 2019




**Pattern: rosettes pano 001**  
Archive: Agate Jan 2019




**Pattern: scotty dog mc pano**  
Archive: Agate Jan 2019



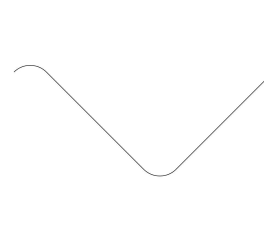
**Pattern: sean tent pano 001**  
Archive: Agate Jan 2019







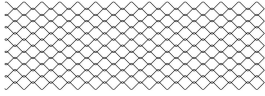





**Pattern: shabby rose pano 001**  
Archive: Agate Jan 2019



**Pattern: shamrock c pano 001**  
Archive: Agate Jan 2019



**Pattern: simple chickenwire pano**  
Archive: Agate Jan 2019

 <p><b>Pattern: simple chickenwire pano</b> Archive: Agate Jan 2019</p>	 <p><b>Pattern: simple chickenwire pano</b> Archive: Agate Jan 2019</p>	 <p><b>Pattern: simple chickenwire pano</b> Archive: Agate Jan 2019</p>
 <p><b>Pattern: simple chickenwire pano</b> Archive: Agate Jan 2019</p>	 <p><b>Pattern: simple chickenwire pano</b> Archive: Agate Jan 2019</p>	 <p><b>Pattern: spicy dots pano 001</b> Archive: Agate Jan 2019</p>
 <p><b>Pattern: stephanie wayne pano 001</b> Archive: Agate Jan 2019</p>	 <p><b>Pattern: video game pano 001</b> Archive: Agate Jan 2019</p>	 <p><b>Pattern: violets for kora pano</b> Archive: Agate Jan 2019</p>
 <p><b>Pattern: violets pano 002</b> Archive: Agate Jan 2019</p>	<p><b>Panos</b></p>	