



Club Notes:



Agate

MAY
2019



My quilt studio is more functional than esthetically pleasing. My husband is always trying to talk me into letting him “finish” my room. (I always say, “No, but thank you.” because I’m afraid he’d get distracted and the room project would be a year long event.)

It currently has exposed rafters in the ceiling and concrete floor. I have for many years just used one of those 4’ x 8’ white plastic tables as my sewing table. A couple of years ago I purchased a Bernina 740 machine, which is pretty heavy (just because it has a handle on the top doesn’t really make it portable). The plastic table started to sag in the middle, which my husband noticed. He said that I should get a new sewing table and we commenced searching for just the right table.....without success. What I really wanted didn’t seem to exist. My require-

ments? I wanted a table with plain, simple solid legs (no fancy mill work, because that catches dust, of which my longarm business creates a great deal). I wanted the top of the table to be low enough that when I use my Sew Steady Acrylic table top, that surface is at 26” from the floor. The table needed to be very solid so it wouldn’t warp, or shake when I stitch fast. I wanted no drawers or cabinets. So...he made it for me! I love it! The only downside to this new table is that I routinely dash around at warp speed, and ram my leg into the corner....the table doesn’t budge, but my leg does! Got a few bruises!

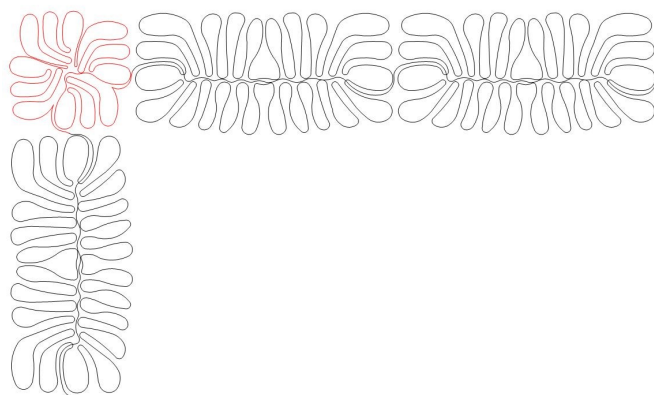
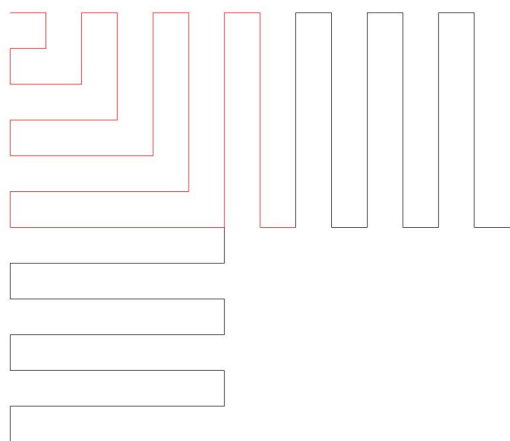


He put this table together and did the stain and 8 coats of polyurethane clear on it in one week. Maybe he COULD actually finish my entire quilt studio in one summer....

Enjoy the patterns this month!

Janet & Kim

**The Agate May 2019 Archive contains 145 patterns,
including 78 panos, a retail value of \$1840.00.**

New Border and Corner Patterns




Legal Stuff:

We are delighted to have you publish images of the Sweet Dreams Quilt Studio patterns you have on your websites, blogspots, or even Pinterest to advertise the pattern selection you have from which your customers can choose. We require that those images are accompanied by our copyright information. If you already have images of our patterns published, please add the below copyright information to them.


© Kim Diamond, Sweet Dreams Quilt Studio 2019

At Midnight REA Brd Element 001


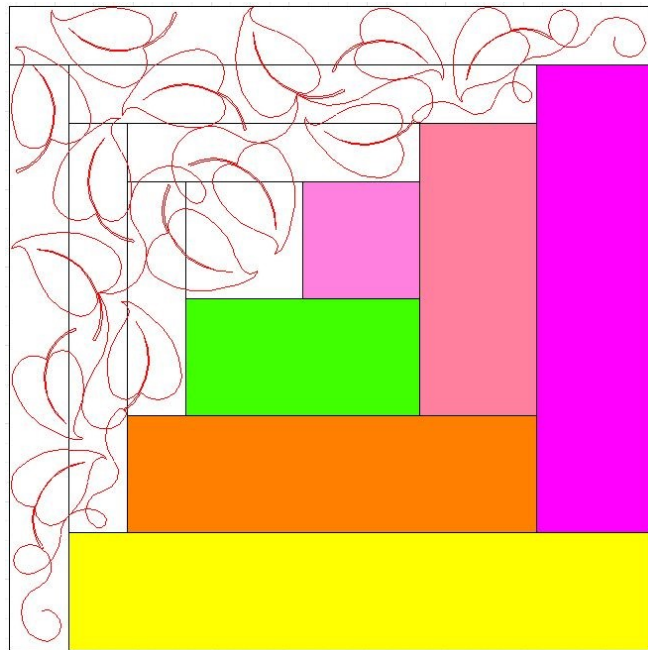


See the stitch maps


At Midnight REA Brd Element 001
Stitch Map




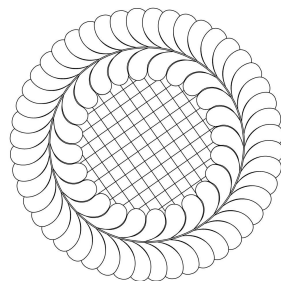
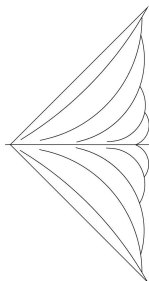


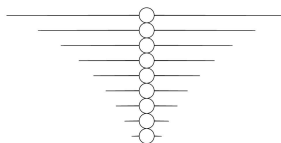


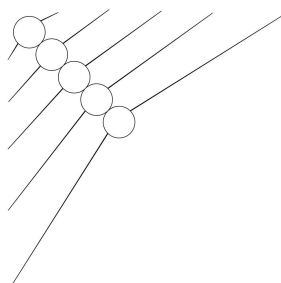

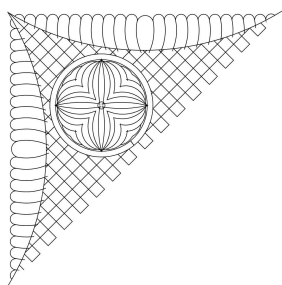

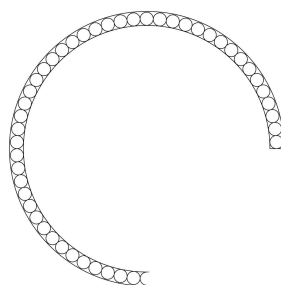
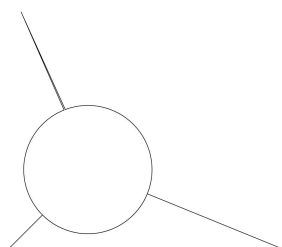

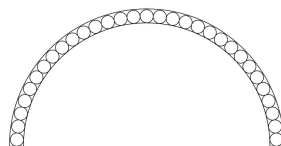
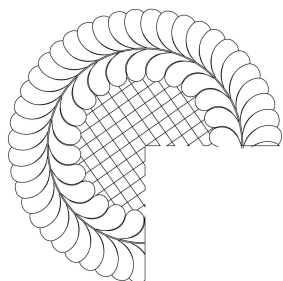
Daisy Curved Log Cabin Blocks




Patterns for:
Halo Medallion Quilt
by
Jenny Arkinson & Mary Garmin of Come Quilt LLC.



Patterns for Halo Medallion Quilt



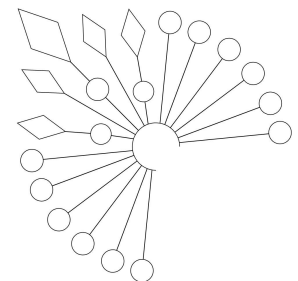
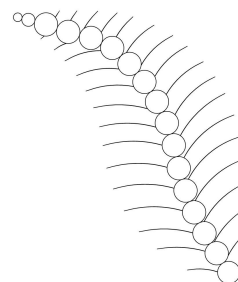
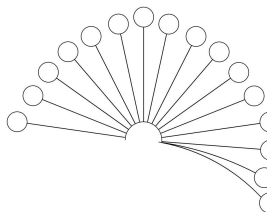
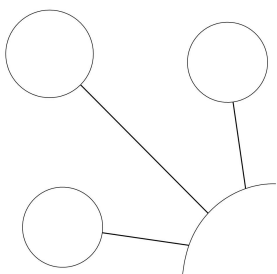
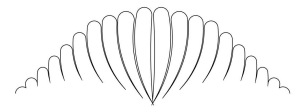
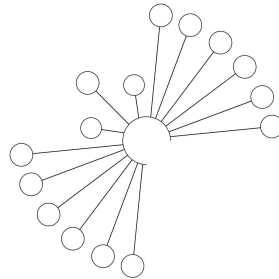
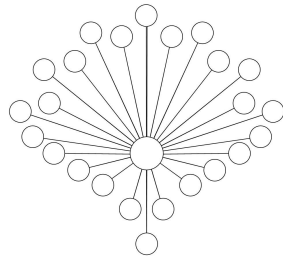
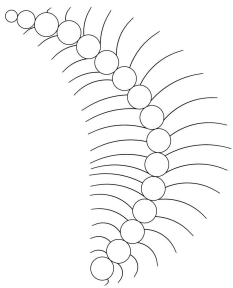
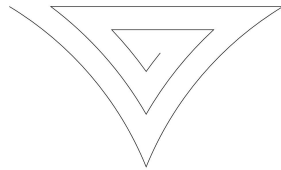
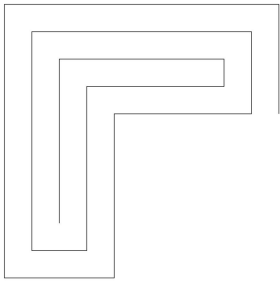


Snail Spiral Pano 001

Kim designed this pattern to quilt her granddaughter's snail quilt.



Patterns for Sew Kind of Wonderful's Posh Blossom Quilt



Last month we released the Chevron Star patterns.
Kim designed those patterns for the Chevron Star
Quilt by Lee Heinrich of Freshly Pieced.





Created by Sweet Dreams Quilt Studio, Quilter's LightBox® software was designed to easily:

- Import photos of your quilt and/or quilt blocks.
- Import photos of quilt block pattern pictures.
- Preview quilting patterns superimposed over the quilt photos.
- Enlarge, reduce, copy, rotate, increase or decrease line widths, and adjust thread colors.
- Print pictures of the quilt/block with the patterns, and a list of the quilting pattern pictures used.
- Create a .zip file with all of the pictures for ease in emailing to quilt customers.
- Freehand feature, for those times when you want to doodle on your own!
- And now you can fade out the quilt image behind your pattern layout to better view the patterns.

The software includes over 9000 quilting pattern pictures and free monthly updates for quilting pattern pictures. The software is available for purchase online with immediate download, and also comes with a backup version on the DVD, along with the library of pattern pictures, delivered via USPS Priority Mail. DVD is shipped within 1 business day of order date. **Don't forget to download your free pattern pictures updates!!**

Now available at **no cost** to you. Log into your profile on the Sweet Dreams Quilt Studio website and download the software. If you want the DVD (which contains the software AND the 1st 9000 Sweet Dreams Quilt Studio images) there is a small shipping fee.

Favorite Longarm Supplies Vendors:

Updated

We've had many questions from new longarm quilters about the best places to buy their supplies. So, we thought we'd provide a list of our favorite vendors. This is not an exclusive list....you may already have other vendors who take care of your longarm supply needs...and we're not trying to convert anybody.

Superior Thread: I buy King Tut Thread in the 2000 yard cones, although they have poly thread as well. They sell wholesale (you'll need your sales tax certificate to set up a wholesale account). They also sell retail (at a higher price). They have an amazing selection of thread. They have fabulous customer service and an easy online account set up process. They also ship internationally! <http://www.superiorthreads.com>

Checker Distributing: Wholesale Only.....I have rarely looked in vain for anything quilt related on their site. Shopping for supplies can be addicting! Shipping is charged on large items, but not on items such as pins, needles, thread, books, scissors, or most other notions. They do charge shipping on bolts of fabric, luggage, cutting mats, Ott Lights, etc. (They now carry Quilter's Dream Batting.....but only to customers outside of the United States.) <http://www.checkerdist.com>

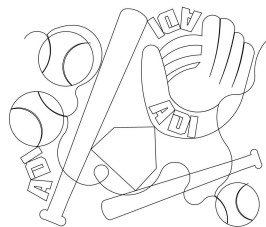
SouthStar Supply Company: They have scissors, snips & holsters, bobbins, pattern making supplies, rotary cutters, mats, knives, sharpeners, notions, needles, pins, ergonomics, safety, & handling supplies, steamers, machine oil, spot lifters, silicone.....and they are very nice people to work with. <http://www.southstarsupply.com>

Quilter's Dream Batting: I have pretty much stopped purchasing rolls of batting. I find it easier to maintain an accurate inventory of batting, and it stores well. Unlike some packaged batting, I don't find that the QD batting is distorted, and so it doesn't require a trip through my dryer before I can use it. Some of my best friends who also have longarm quilting businesses stock packaged batting as well as batting on a roll. We agree that these people are easy to work with! <http://www.quiltersdreambatting.com>

Virginia Longarm: I buy the dress bag and the 3-sided zipper totes to deliver my quilts to customer. They bring their next quilt to me in their bag. When I arrive at our guild meetings, laden with my purple bags, people say it looks like Christmas. Their quilts stay clean and it adds a little extra class and professionalism to my business. <http://www.virginialongarm.com> or call 804-708-0741.

Wingspan Crafts: These are the people at MQX East who have the pre-shunk cotton batting (Katahdin) and the lovely 80/20 (Acadia). They were very nice to work with. <http://www.wingspancrafts.com>


Winline Textiles: These people were at MQS in Wichita. Their batting also feels very nice, has great consistency. They sent me home with two sample batts (a crib size and a twin size). I have used both sample batts and was very, very pleased. Visit them at: <http://www.winlinetextiles.com> Wholesale prices available!




Pattern: adi pano 001
Archive: Agate May 2019



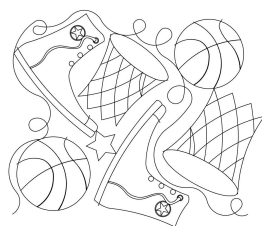
Pattern: alexa pano 001
Archive: Agate May 2019




Pattern: alexs doodles pano 001
Archive: Agate May 2019



Pattern: baseball stars pano 005
Archive: Agate May 2019



Pattern: basketball pano 001
Archive: Agate May 2019




Pattern: book pano sig
Archive: Agate May 2019




Pattern: cardinal head pano 001
Archive: Agate May 2019




Pattern: cheer music pano 001
Archive: Agate May 2019




Pattern: civil war pano 001
Archive: Agate May 2019




Pattern: curls in the doghouse
Archive: Agate May 2019



Pattern: deo violets
Archive: Agate May 2019




Pattern: dinosaur sports pano 001
Archive: Agate May 2019




Pattern: emma pano 001
Archive: Agate May 2019



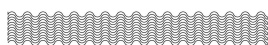
Pattern: farm girl pano 001
Archive: Agate May 2019




Pattern: fez pano 001
Archive: Agate May 2019



Pattern: film producer pano 001
Archive: Agate May 2019




Pattern: flag waves pano 002 large
Archive: Agate May 2019



Pattern: flag waves pano 002 medi-
Archive: Agate May 2019




Pattern: flag waves pano 002 small
Archive: Agate May 2019



Pattern: flag waves pano 002 xlarge
Archive: Agate May 2019



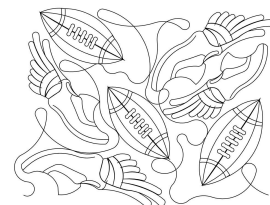
Pattern: flag waves pano 002 xsmall
Archive: Agate May 2019



Pattern: flower garden pano 022
Archive: Agate May 2019




Pattern: flower pano 045
Archive: Agate May 2019



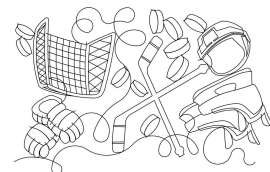
Pattern: football track pano 001
Archive: Agate May 2019



Pattern: frog on a pad 002
Archive: Agate May 2019




Pattern: heim 2016 pano 001
Archive: Agate May 2019



Pattern: hockey pano 005
Archive: Agate May 2019











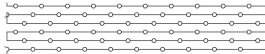

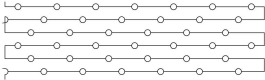




Pattern: ian emma pano 001
Archive: Agate May 2019




Pattern: labradoodle pano 001
Archive: Agate May 2019



Pattern: line spiral pano 001 alt
Archive: Agate May 2019


 <p>Pattern: line spiral pano 001 large Archive: Agate May 2019</p>	 <p>Pattern: line spiral pano 001 medium Archive: Agate May 2019</p>	 <p>Pattern: line spiral pano 001 small Archive: Agate May 2019</p>
 <p>Pattern: line spiral pano 001 xlarge Archive: Agate May 2019</p>	 <p>Pattern: line spiral pano 001 xsmall Archive: Agate May 2019</p>	 <p>Pattern: mitch 2019 pano 002 Archive: Agate May 2019</p>
 <p>Pattern: modern circle line pano 001 Archive: Agate May 2019</p>	 <p>Pattern: modern circle line pano 001 Archive: Agate May 2019</p>	 <p>Pattern: modern circle line pano 001 Archive: Agate May 2019</p>
 <p>Pattern: modern circle line pano 001 Archive: Agate May 2019</p>	 <p>Pattern: modern circle line pano 001 Archive: Agate May 2019</p>	 <p>Pattern: musical pano 011 Archive: Agate May 2019</p>
 <p>Pattern: nebraska pano 005 Archive: Agate May 2019</p>	 <p>Pattern: old new truck pano 001 Archive: Agate May 2019</p>	 <p>Pattern: op art pano 001 Archive: Agate May 2019</p>




Pattern: op art pano 002
Archive: Agate May 2019



Pattern: paisley feather pano 004
Archive: Agate May 2019



Pattern: pw brand pano 001
Archive: Agate May 2019



Pattern: ribbon dance holly
Archive: Agate May 2019




Pattern: siberian husky pano 001
Archive: Agate May 2019



Pattern: simple clamshell pano 001
Archive: Agate May 2019




Pattern: simple clamshell pano 001
Archive: Agate May 2019




Pattern: simple clamshell pano 001
Archive: Agate May 2019



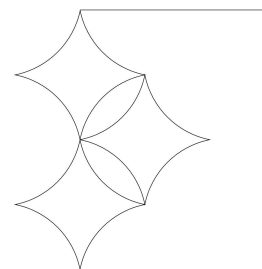
Pattern: simple clamshell pano 001
Archive: Agate May 2019



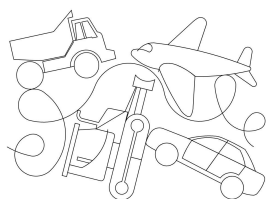
Pattern: simple clamshell pano 001
Archive: Agate May 2019




Pattern: snail spiral pano 001
Archive: Agate May 2019




Pattern: triple diamond pano 002
Archive: Agate May 2019



Pattern: truck bulldozer plane pano
Archive: Agate May 2019



Pattern: tulip pano 006
Archive: Agate May 2019



Pattern: turtle sports pano 001
Archive: Agate May 2019



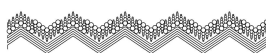
Pattern: vargas girl pano 001
Archive: Agate May 2019



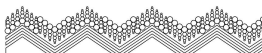
Pattern: white peak pano 003
Archive: Agate May 2019



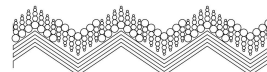
Pattern: word pano 001
Archive: Agate May 2019



Pattern: zig zag bubble line 001 large
Archive: Agate May 2019



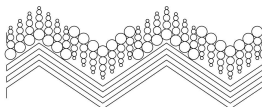
Pattern: zig zag bubble line 001 me-
Archive: Agate May 2019



Pattern: zig zag bubble line 001
Archive: Agate May 2019



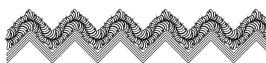
Pattern: zig zag bubble line 001
Archive: Agate May 2019



Pattern: zig zag bubble line 001
Archive: Agate May 2019



Pattern: zig zag feather line 001 large
Archive: Agate May 2019



Pattern: zig zag feather line 001 me-
Archive: Agate May 2019



Pattern: zig zag feather line 001
Archive: Agate May 2019



Pattern: zig zag feather line 001
Archive: Agate May 2019



Pattern: zig zag feather line 001
Archive: Agate May 2019



Pattern: zig zag swirl line 001 large
Archive: Agate May 2019



Pattern: zig zag swirl line 001 medi-
Archive: Agate May 2019



Pattern: zig zag swirl line 001 small
Archive: Agate May 2019



Pattern: zig zag swirl line 001 xlarge
Archive: Agate May 2019



Pattern: zig zag swirl line 001 xsmall
Archive: Agate May 2019

Longarm Tip of the Day

April showers bring May flowers....as well as thunder, lightening, and hail. For the longarm quilter trying to keep up with their quilting load, it can bring production to a stand still!

It's a good idea to unplug your machines when there is lightening in your area. Static is your enemy in the cold, dry months, but lightening is your enemy in the Spring and Summer. I've been known to have the local Interactive Radar up on my computer screen to track pending storms while trying to keep the machines running. It's really a bit like trying to outrun a train before it closes the road you're on. It's really NOT a good idea to keep quilting while it's storming.

However, you CAN take the storm opportunity to clean your machines. Get out the rubbing alcohol out and an old soft rag. Wipe down the table, the table tracks, the carriage tracks, and the wheels. If you have a tool to clean out the tracks, use one (Zippy Rail Cleaner (for "V" track systems on Gammill tables) If not, take a piece of cardstock, fold it into a V shape, and run it through the tracks to grab that black crud (ink, oil, and wheel debris) out of the tracks. Remove the face plate and clean out under it. Sometimes crud builds up there, too, and even if your bobbin race is clean, that build up can shake loose and fall into your bobbin race, resulting in problems with your tension.

Take this opportunity to replace your needle, check your hook assembly for burrs, and also check all of your thread guides for burrs and/or wear. Check your motor belt for wear.

It is so easy to let high volume quilt production to let your machine maintenance to lapse, but storms are a great time to ALLOW yourself some quality cleaning time, as well as putting away your cones of thread, emptying bobbins of those little bits of thread.

A clean and tidy longarm studio is a joy in which to work! And when the storms have moved out of your area, you'll be ready to go with a cleaner and smoother operating longarm!



Zippy Rail Cleaner (for "V" track systems on Gammill tables)

[At the Heart of Quilting](#)