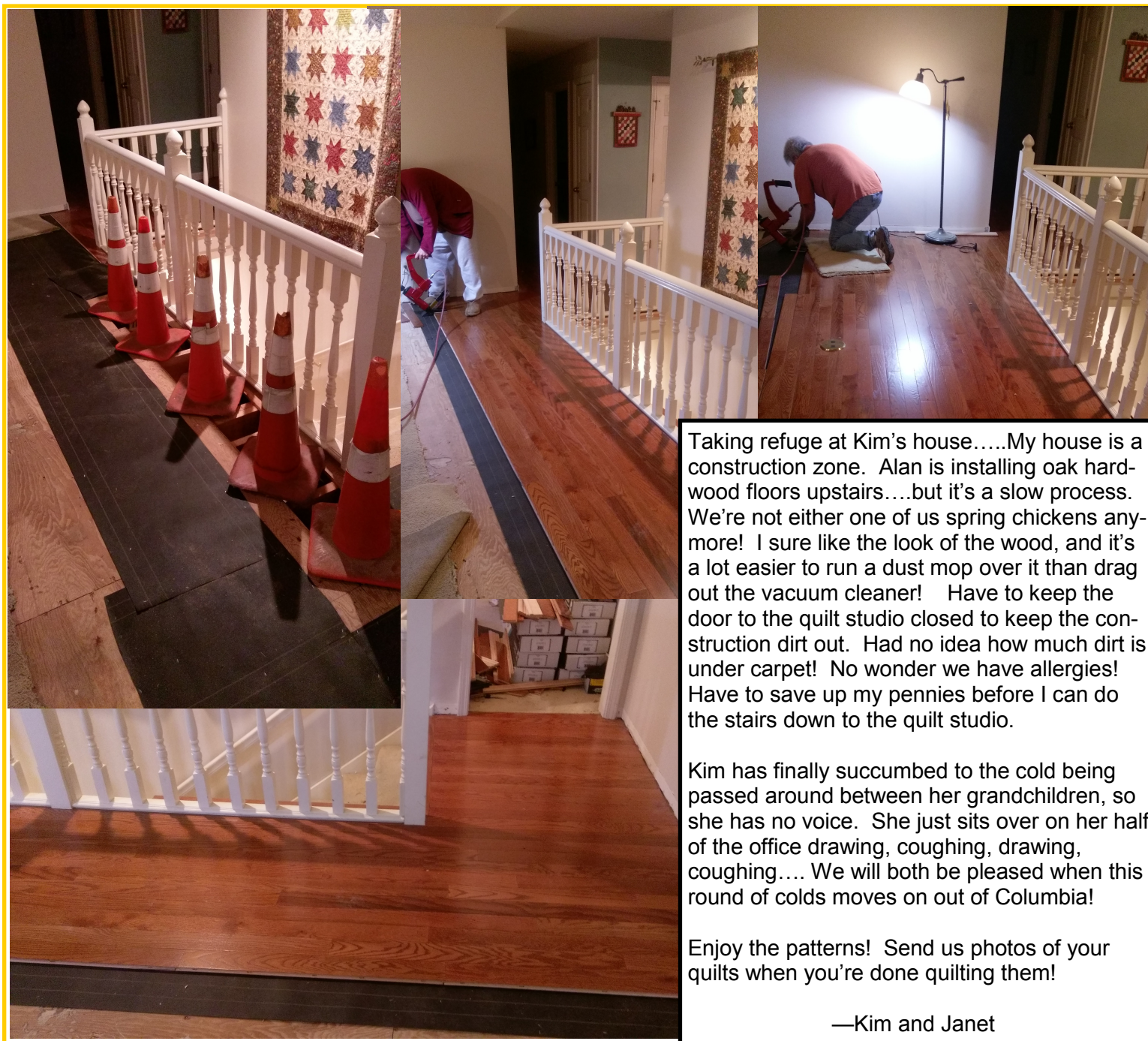




# Club Notes:

**Q** Amber  
April 2016



Taking refuge at Kim's house....My house is a construction zone. Alan is installing oak hardwood floors upstairs....but it's a slow process. We're not either one of us spring chickens anymore! I sure like the look of the wood, and it's a lot easier to run a dust mop over it than drag out the vacuum cleaner! Have to keep the door to the quilt studio closed to keep the construction dirt out. Had no idea how much dirt is under carpet! No wonder we have allergies! Have to save up my pennies before I can do the stairs down to the quilt studio.

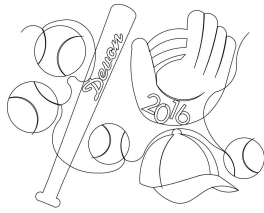
Kim has finally succumbed to the cold being passed around between her grandchildren, so she has no voice. She just sits over on her half of the office drawing, coughing, drawing, coughing.... We will both be pleased when this round of colds moves on out of Columbia!

Enjoy the patterns! Send us photos of your quilts when you're done quilting them!


—Kim and Janet

**The Amber April 2016 Archive contains 157 patterns,  
including 45 panos, a retail value of \$1785.00.**


# Panos




**Pattern: all american devon pano 001**  
 Archive: Amber April 2016




**Pattern: all american sport pano 001**  
 Archive: Amber April 2016




**Pattern: all baseball pano 001**  
 Archive: Amber April 2016




**Pattern: army strong flags 001**  
 Archive: Amber April 2016



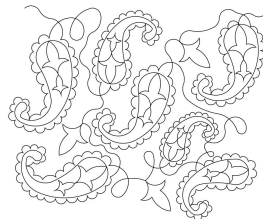
**Pattern: awareness ribbon cross**  
 Archive: Amber April 2016




**Pattern: bandana paisley pano 001**  
 Archive: Amber April 2016



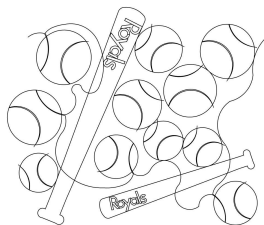
**Pattern: bandana paisley pano 002**  
 Archive: Amber April 2016




**Pattern: bandana paisley pano 003**  
 Archive: Amber April 2016



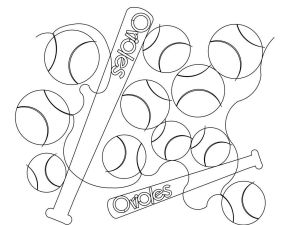
**Pattern: bandana paisley pano 004**  
 Archive: Amber April 2016




**Pattern: baseball fun 005 royals**  
 Archive: Amber April 2016



**Pattern: baseball fun 019**  
 Archive: Amber April 2016



**Pattern: baseball fun orioles 001**  
 Archive: Amber April 2016




**Pattern: bbp baseball fun**  
 Archive: Amber April 2016




**Pattern: beach wear pano 001**  
 Archive: Amber April 2016



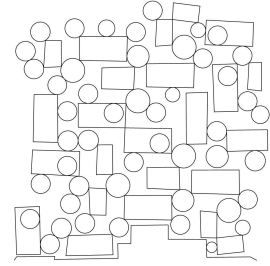
**Pattern: beach wear pano 002**  
 Archive: Amber April 2016




**Pattern: bell pano 002 sq**  
Archive: Amber April 2016



**Pattern: bellas pano 002**  
Archive: Amber April 2016




**Pattern: circle and rec pano 001**  
Archive: Amber April 2016




**Pattern: cole 2016 pano**  
Archive: Amber April 2016



**Pattern: counting ducks**  
Archive: Amber April 2016



**Pattern: curls in the stars**  
Archive: Amber April 2016



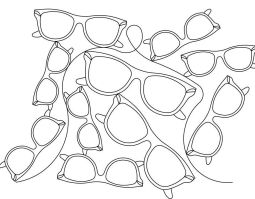
**Pattern: emmali pano 001**  
Archive: Amber April 2016



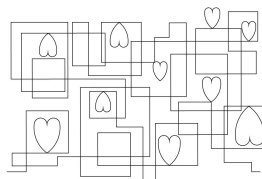
**Pattern: flaming flower pano 001**  
Archive: Amber April 2016




**Pattern: flaming flower pano 002**  
Archive: Amber April 2016



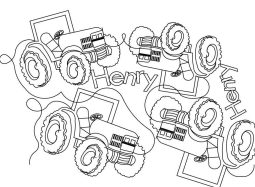
**Pattern: glasses pano 001**  
Archive: Amber April 2016



**Pattern: hearts squares pano 002**  
Archive: Amber April 2016




**Pattern: heim 2016 pano**  
Archive: Amber April 2016



**Pattern: henry tractor pano**  
Archive: Amber April 2016




**Pattern: judy pano 001**  
Archive: Amber April 2016




**Pattern: ladybug hearts pano 001**  
Archive: Amber April 2016


# Panos




**Pattern: lexi name pano 001**  
Archive: Amber April 2016



**Pattern: ljs pano**  
Archive: Amber April 2016




**Pattern: ljs pano final**  
Archive: Amber April 2016



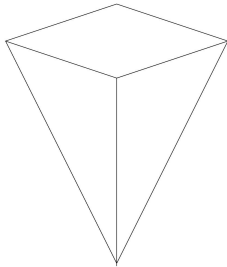
**Pattern: magnifying pano 002**  
Archive: Amber April 2016



**Pattern: marathon pano 008**  
Archive: Amber April 2016



**Pattern: milk can pano 001**  
Archive: Amber April 2016



**Pattern: modern pyramid pano 001**  
Archive: Amber April 2016




**Pattern: paris pano 002**  
Archive: Amber April 2016




**Pattern: ribbon talia**  
Archive: Amber April 2016



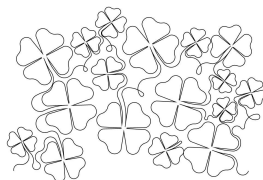
**Pattern: ribbon wedding names 001**  
Archive: Amber April 2016



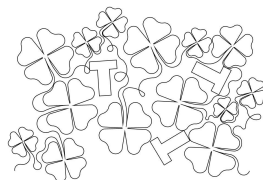
**Pattern: science lab pano 001**  
Archive: Amber April 2016



**Pattern: scroll heart pano 001**  
Archive: Amber April 2016



**Pattern: shamrock pano 004**  
Archive: Amber April 2016



**Pattern: shamrock t pano 001**  
Archive: Amber April 2016



**Pattern: swirl wave pano 001**  
Archive: Amber April 2016

# Individual Word Patterns They Are

MAY

THE


FORCE


BE

WITH

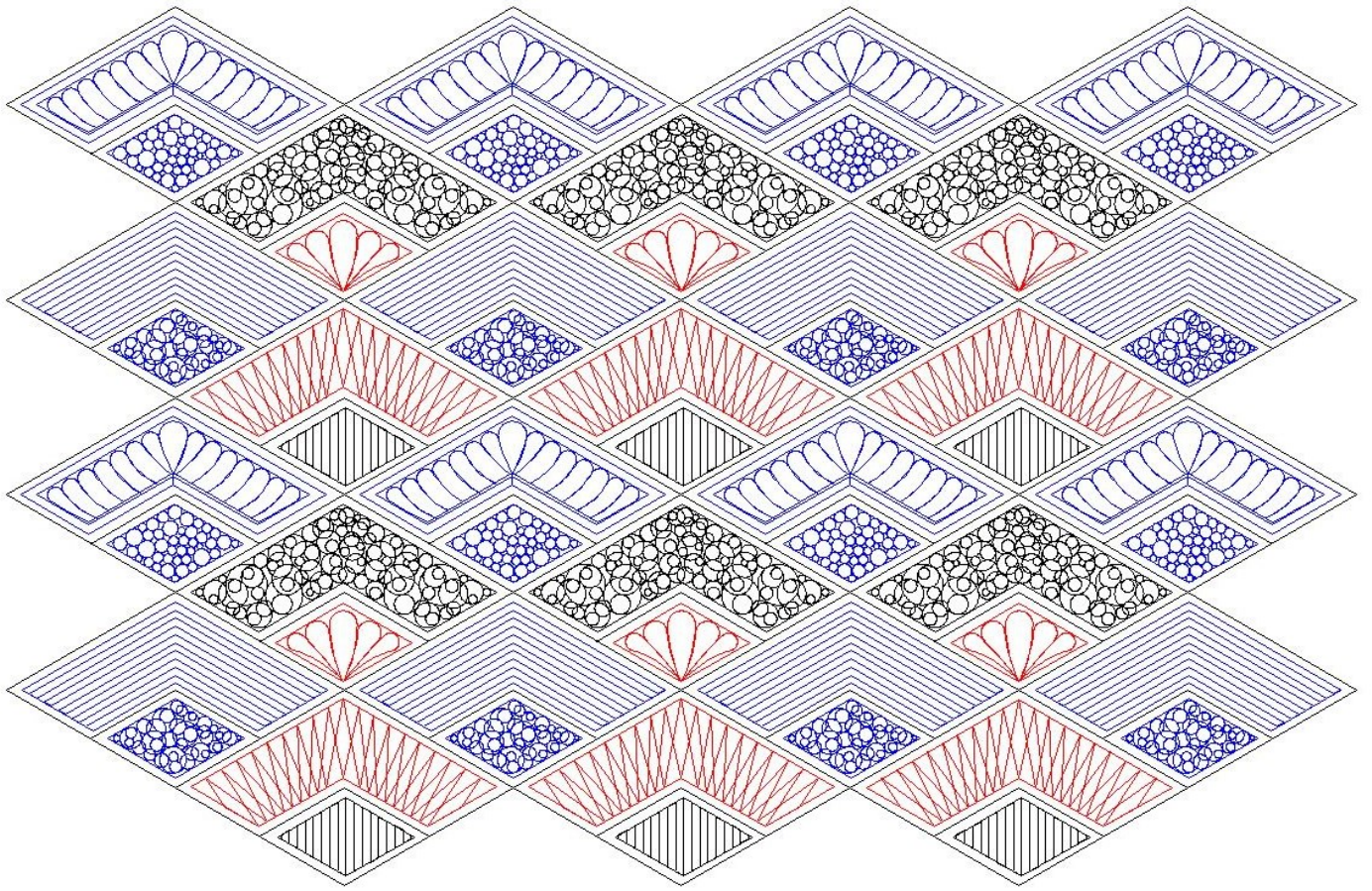
YOU

# In The Navy Quilt Patterns






# Patterns for In A Pickle Quilt




# Patterns for Boomerang Quilt



# Patterns for Mod House Block Quilt



# Patterns for Starry Rose Quilt





# Meet Your New Best Friend!

**Back to School  
means more time  
to quilt! \$60.00!**

**Created by Sweet Dreams Quilt Studio,  
Quilter's LightBox® software was designed to easily:**

- Import photos of your quilt and/or quilt blocks.
- Import photos of quilt block pattern pictures.
- Preview quilting patterns superimposed over the quilt photos.
- Enlarge, reduce, copy, rotate, increase or decrease line widths, and adjust thread colors.
- Print pictures of the quilt/block with the patterns, and a list of the quilting pattern pictures used.
- Create a .zip file with all of the pictures for ease in emailing to quilt customers.
- AND NOW has a freehand feature, for those times when you want to doodle on your own!

The software includes over 9000 quilting pattern pictures and free monthly updates for quilting pattern pictures. The software is available for purchase online with immediate download, and also comes with a backup version on the DVD, along with the library of pattern pictures, delivered via USPS Priority Mail. DVD is shipped within 1 business day of order date. **Don't forget to download your free pattern pictures updates!!**

<http://www.quilterslightbox.com>

| Pattern Type   | Size | Name of Existing Pattern for Modification | Name to be included in pattern | Attach good photos of quilt and blocks | Style you're going for. Other patterns you're using in the quilt, etc. |
|--|------|---|--------------------------------|--|--|
| Block #1   |      |   |                                |  |  |
| Block #2   |      |   |                                |  |  |
| Block #3   |      |   |                                |  |  |
| Border & Border Corner #1  |      |   |                                |  |  |
| Border & Border Corner #2  |      |   |                                |  |  |
| Border & Border Corner #3  |      |   |                                |  |  |
| Triangle-Equilateral (all sides equal and all angles are 60 degrees) |      |   |                                |  |  |
| Triangle-Isosceles (two equal sides and two equal angles)            |      |   |                                |  |  |
| Triangle-Scalene (no equal sides & no equal angles)                  |      |   |                                |  |  |
| Sash   |      |   |                                |  |  |
| Point-to-Point   |      |   |                                |  |  |
| Edge-to-Edge—Directional   |      |   |                                |  |  |
| Edge-to-edge-Non Directional   |      |   |                                |  |  |
| Edge-to-Edge-Interlocking  |      |   |                                |  |  |
| Edge-to-Edge-Squared   |      |   |                                |  |  |

**Important things to consider and include with your design request:**

When you take photos of the quilt and/or quilt block, the camera should be parallel to the quilt (we need a straight on shot). If we have to draft out the block, it helps a lot to capture correct angles.

If you want an existing pattern modified, we need the exact pattern name. (We cannot modify another designer's pattern, so please don't ask us to do that.)

Style you're going for: If you want celtic, but don't tell us and we make floral, no one will be happy.

If you want a name included in the pattern, you need to double check the spelling before you submit the request. If you find out after the pattern has been designed that you requested the pattern with incorrect spelling, your submission of the correct name spelling goes to the end of the drawing list, causing a delay for you.

If your machine has a short throat, please make sure you tell us the largest amount of the fabric your machine has access to quilt. [PLEASE email your design requests \(you can follow up with a phone call, but it helps us to have the email.\)](#)

# Favorite Longarm Supplies Vendors:

Updated

We've had many questions from new longarm quilters about the best places to buy their supplies. So, we thought we'd provide a list of our favorite vendors. This is not an exclusive list...you may already have other vendors who take care of your longarm supply needs...and we're not trying to convert anybody.

**Superior Thread:** I buy King Tut Thread in the 2000 yard cones, although they have poly thread as well. They sell wholesale only, so you'll need your sales tax certificate to set up an account. They have an amazing selection of thread. They have fabulous customer service and an easy online account set up process. They also ship internationally! <http://www.superiorthreads.com>

**Checker Distributing:** Wholesale Only.....I have rarely looked in vain for anything quilt related on their site. Shopping for supplies can be addicting! Shipping is charged on large items, but not on items such as pins, needles, thread, books, scissors, or most other notions. They do charge shipping on bolts of fabric, luggage, cutting mats, Ott Lights, etc. (They now carry Quilter's Dream Batting.....but only to customers outside of the United States.) <http://www.checkerdist.com>

**SouthStar Supply Company:** They have scissors, snips & holsters, bobbins, pattern making supplies, rotary cutters, mats, knives, sharpeners, notions, needles, pins, ergonomics, safety, & handling supplies, steamers, machine oil, spot lifters, silicone.....and they are very nice people to work with. <http://www.southstarsupply.com>

**Quilter's Dream Batting:** I have pretty much stopped purchasing rolls of batting. I find it easier to maintain an accurate inventory of batting, and it stores well. Unlike some packaged batting, I don't find that the QD batting is distorted, and so it doesn't require a trip through my dryer before I can use it. Some of my best friends who also have longarm quilting businesses stock packaged batting as well as batting on a roll. We agree that these people are easy to work with! <http://www.quiltersdreambatting.com>

**Virginia Longarm:** I buy the dress bag and the 3-sided zipper totes to deliver my quilts to customer. They bring their next quilt to me in their bag. When I arrive at our guild meetings, laden with my purple bags, people say it looks like Christmas. Their quilts stay clean and it adds a little extra class and professionalism to my business. <http://www.virginalongarm.com> or call 804-708-0741.

**Wingspan Crafts:** These are the people at MQX East who have the pre-shunk cotton batting (Katahdin) and the lovely 80/20 (Acadia). They were very nice to work with. <http://www.wingspancrafts.com>

**Winline Textiles:** These people were at MQS in Wichita. Their batting also feels very nice, has great consistency. They sent me home with two sample batts (a crib size and a twin size). I have used both sample batts and was very, very pleased. Visit them at: <http://www.winline.com>