




# Club Notes:

**Q** Amber  
August 2016



Kim and Dave got home from their Australian teaching trip on July 18th at about 6:30pm. We had one day together in the office before I left town for my vacation. What happens when you combine jetlag with computer problems, and add in non-stop phone calls? This photo is what Kim sent to me. I think she missed me!



This was year 16 for our family to vacation at EAA AirVenture in Oshkosh, WI. This year the first 4 days we were there were unseasonably hot for Oshkosh! Caitlin (due September 5th) decided she wanted to go, too, so they loaded up the dogs and tagged along. While I was glad to have them along, I sure felt sorry for her. There wasn't much we could do to keep her cool, aside from stick her in front of a fan and feed her popsicles and fudge bars! My friend, Mary Bongers, picked me up on Tuesday morning and we spent some time wandering around Primitive Gatherings in Menasha, WI. (drooling happened). I controlled my spending (because I haven't done anything with the wool I purchased there last year or the year before that!). After lunch we went back to her house and I helped her address all of her Windows 10 upgrade issues, as well as a few other Statler issues. We discussed weighty topics such as "how do I balance the truly important things in life with my longarm quilting business?" I don't know that we solved any world wide problems, but we had a great time!

Next thing I know, it's time to pack it all up and come back home to Missouri. I did laundry all day on Saturday, and confess that I went into the office on Sunday for about 5 hours....trying to get caught up and get the CJC patterns out on time! I've gotten in 7 quilts since I returned home from vacation (managed to get ALL of my for hire quilts done before I left town). So, it's back to quilting I go!

Enjoy the patterns!

Smiles, Kim and Janet


**The Amber August 2016 Archive contains 133 patterns,  
including 35 panos, a retail value of \$1505.00.**



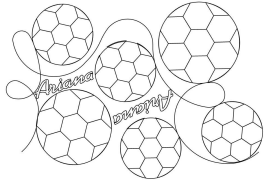
**Pattern: april flower pano 001 alt**  
Archive: Amber August 2016



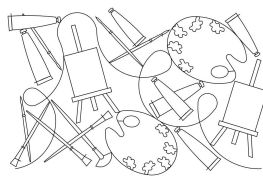
**Pattern: april flower pano 002 alt**  
Archive: Amber August 2016



**Pattern: april flower pano 002 sq**  
Archive: Amber August 2016




**Pattern: ariana soccer balls**  
Archive: Amber August 2016




**Pattern: artist pano 003**  
Archive: Amber August 2016




**Pattern: black eye susan pano 001**  
Archive: Amber August 2016




**Pattern: floppy drive pano 001**  
Archive: Amber August 2016




**Pattern: flower pano alt 003**  
Archive: Amber August 2016




**Pattern: flower string pano 001**  
Archive: Amber August 2016



**Pattern: isabella pano 001**  
Archive: Amber August 2016




**Pattern: isis elizabeth pano**  
Archive: Amber August 2016




**Pattern: jaimie star pano 001**  
Archive: Amber August 2016



**Pattern: loves me great grandma 002**  
Archive: Amber August 2016




**Pattern: marching tuba pano 001**  
Archive: Amber August 2016




**Pattern: meander buffs e2e 001**  
Archive: Amber August 2016


# Danos




**Pattern: meander pitts e2e 001**  
Archive: Amber August 2016




**Pattern: minegame pano 001**  
Archive: Amber August 2016



**Pattern: misquito pano**  
Archive: Amber August 2016




**Pattern: mixed pano 001**  
Archive: Amber August 2016



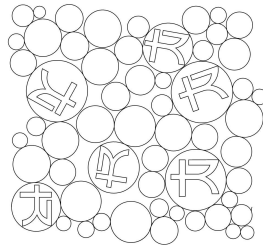
**Pattern: paisley and snowflakes pano**  
Archive: Amber August 2016



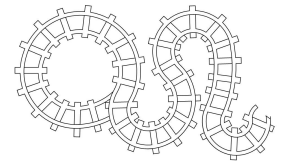
**Pattern: peacock feather pano 008**  
Archive: Amber August 2016




**Pattern: pine tree pano 002**  
Archive: Amber August 2016



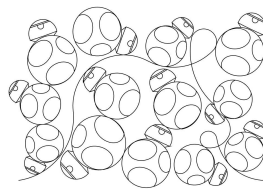
**Pattern: r circles pano 001**  
Archive: Amber August 2016




**Pattern: railroad track pano 001**  
Archive: Amber August 2016



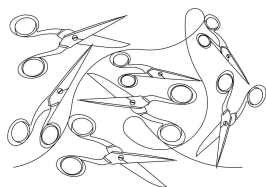
**Pattern: ribbon pi beta phi 001**  
Archive: Amber August 2016




**Pattern: round robot pano 001**  
Archive: Amber August 2016




**Pattern: sc golf pano 001**  
Archive: Amber August 2016



**Pattern: scissors pano 001**  
Archive: Amber August 2016




**Pattern: stripped pano 001**  
Archive: Amber August 2016




**Pattern: sunflower pano 006**  
Archive: Amber August 2016





Pattern: sweetheart rose pano 001  
Archive: Amber August 2016



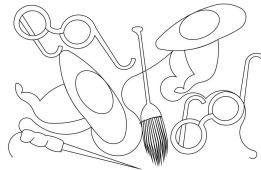
Pattern: sweetheart rose pano sq  
Archive: Amber August 2016



Pattern: twist and turn pano 002  
Archive: Amber August 2016



Pattern: winter pickup pano 001  
Archive: Amber August 2016



Pattern: wizard pano 003  
Archive: Amber August 2016

Panos






One of my tasks in Kim's absence was to keep Dave's bird feeders filled. As I looked out the window by my desk, I saw this Momma Raccoon guzzling from the hummingbird feeder. It was a real challenge to keep them out of the feeders. I was also in charge of keeping the cats alive. They stayed at Kim's house, but got lonely. Maisy came to visit me while I was working, and started out by "hiding" behind stuff on Kim's desk, like maybe I wouldn't notice her sneaking up on me! Lola came to live with us at my house. She has clearly bonded with Alan, my husband.






# April Flower Panos (Alt)







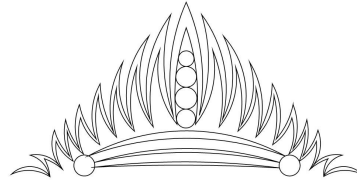



# Stripped Pano 001








# Fern NYB Patterns (New York Beauty)

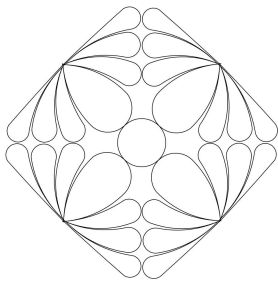

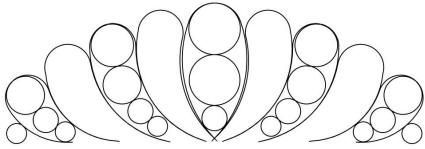


# Georgia Feather Patterns

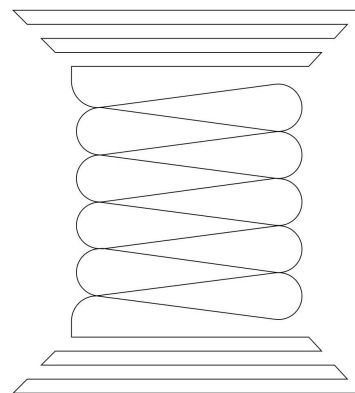
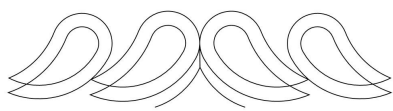
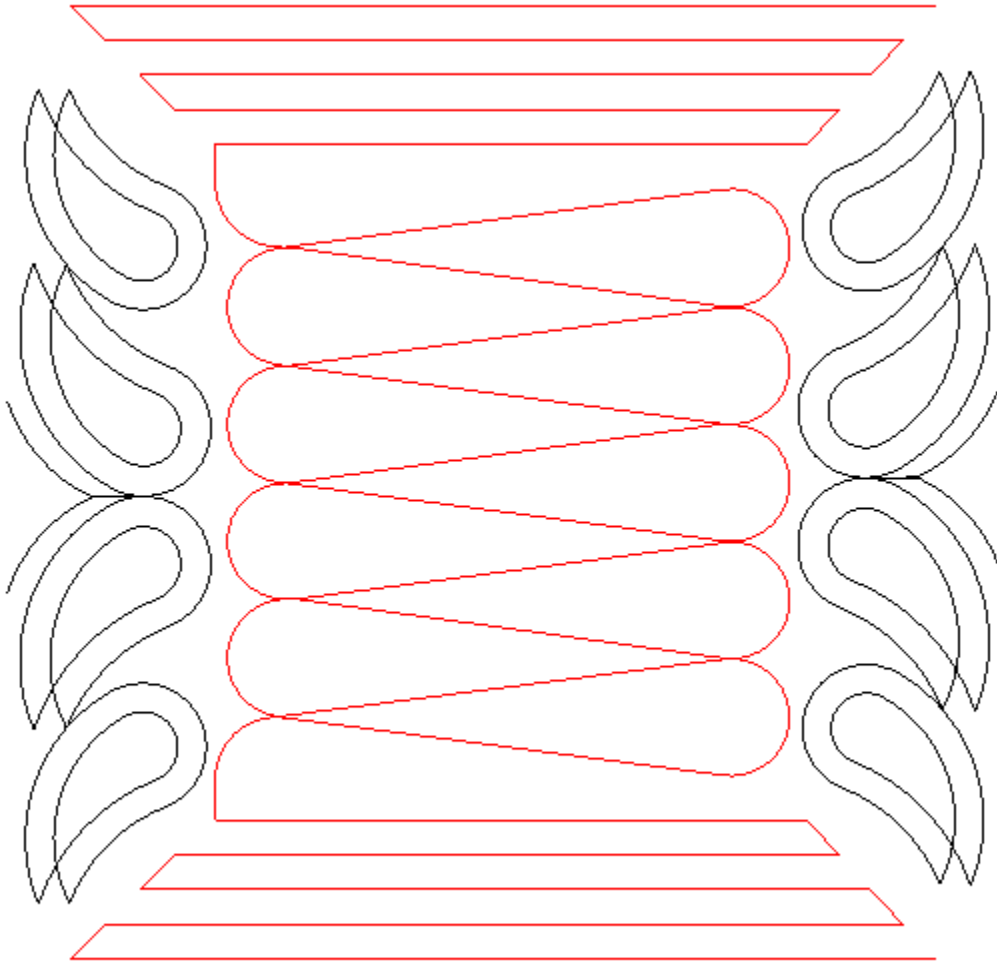




# Patterns for Sew Kind of Wonderful Hoop Quilts






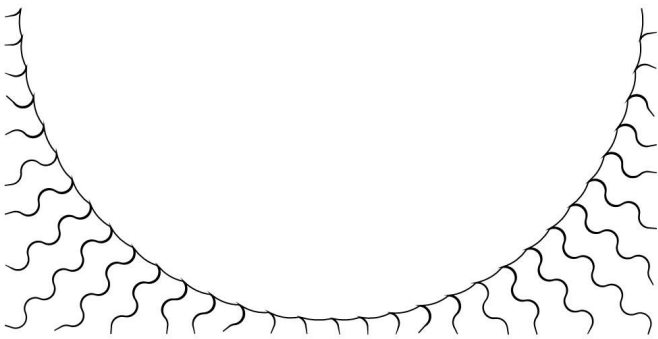
# Spool Block Patterns






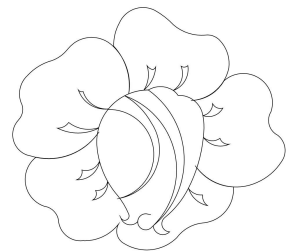











# Ray Frame Patterns












(New York Beauty  
and Dresden Plate blocks)



# Sweetheart Rose Pattern Collection



# Sweetheart Rose Pattern Collection, cont.







# Meet Your New Best Friend!

**School's Out!  
More time to quilt!  
\$60.00!**

Created by Sweet Dreams Quilt Studio,  
Quilter's LightBox® software was designed to easily:

- Import photos of your quilt and/or quilt blocks.
- Import photos of quilt block pattern pictures.
- Preview quilting patterns superimposed over the quilt photos.
- Enlarge, reduce, copy, rotate, increase or decrease line widths, and adjust thread colors.
- Print pictures of the quilt/block with the patterns, and a list of the quilting pattern pictures used.
- Create a .zip file with all of the pictures for ease in emailing to quilt customers.
- AND NOW has a freehand feature, for those times when you want to doodle on your own!

The software includes over 9000 quilting pattern pictures and free monthly updates for quilting pattern pictures. The software is available for purchase online with immediate download, and also comes with a backup version on the DVD, along with the library of pattern pictures, delivered via USPS Priority Mail. DVD is shipped within 1 business day of order date. **Don't forget to download your free pattern pictures updates!!**

<http://www.quilterslightbox.com>

Pattern Type	Size	Name of Existing Pattern for Modification	Name to be included in pattern	Attach good photos of quilt and blocks	Style you're going for. Other patterns you're using in the quilt, etc.
Block #1					
Block #2					
Block #3					
Border & Border Corner #1					
Border & Border Corner #2					
Border & Border Corner #3					
Triangle-Equilateral (all sides equal and all angles are 60 degrees)					
Triangle-Isosceles (two equal sides and two equal angles)					
Triangle-Scalene (no equal sides & no equal angles)					
Sash					
Point-to-Point					
Edge-to-Edge—Directional					
Edge-to-edge-Non Directional					
Edge-to-Edge-Interlocking					
Edge-to-Edge-Squared					

**Important things to consider and include with your design request:**

When you take photos of the quilt and/or quilt block, the camera should be parallel to the quilt (we need a straight on shot). If we have to draft out the block, it helps a lot to capture correct angles.

If you want an existing pattern modified, we need the exact pattern name. (We cannot modify another designer's pattern, so please don't ask us to do that.)

Style you're going for: If you want celtic, but don't tell us and we make floral, no one will be happy.

If you want a name included in the pattern, you need to double check the spelling before you submit the request. If you find out after the pattern has been designed that you requested the pattern with incorrect spelling, your submission of the correct name spelling goes to the end of the drawing list, causing a delay for you.

If your machine has a short throat, please make sure you tell us the largest amount of the fabric your machine has access to quilt. [PLEASE email your design requests](#) (you can follow up with a phone call, but it helps us to have the email.)

# Favorite Longarm Supplies Vendors:

Updated

We've had many questions from new longarm quilters about the best places to buy their supplies. So, we thought we'd provide a list of our favorite vendors. This is not an exclusive list....you may already have other vendors who take care of your longarm supply needs...and we're not trying to convert anybody.

**Superior Thread:** I buy King Tut Thread in the 2000 yard cones, although they have poly thread as well. They sell wholesale only, so you'll need your sales tax certificate to set up an account. They have an amazing selection of thread. They have fabulous customer service and an easy online account set up process. They also ship internationally! <http://www.superiorthreads.com>

**Checker Distributing:** Wholesale Only.....I have rarely looked in vain for anything quilt related on their site. Shopping for supplies can be addicting! Shipping is charged on large items, but not on items such as pins, needles, thread, books, scissors, or most other notions. They do charge shipping on bolts of fabric, luggage, cutting mats, Ott Lights, etc. (They now carry Quilter's Dream Batting.....but only to customers outside of the United States.) <http://www.checkerdist.com>

**SouthStar Supply Company:** They have scissors, snips & holsters, bobbins, pattern making supplies, rotary cutters, mats, knives, sharpeners, notions, needles, pins, ergonomics, safety, & handling supplies, steamers, machine oil, spot lifters, silicone.....and they are very nice people to work with. <http://www.southstarsupply.com>

**Quilter's Dream Batting:** I have pretty much stopped purchasing rolls of batting. I find it easier to maintain an accurate inventory of batting, and it stores well. Unlike some packaged batting, I don't find that the QD batting is distorted, and so it doesn't require a trip through my dryer before I can use it. Some of my best friends who also have longarm quilting businesses stock packaged batting as well as batting on a roll. We agree that these people are easy to work with! <http://www.quiltersdreambatting.com>

**Virginia Longarm:** I buy the dress bag and the 3-sided zipper totes to deliver my quilts to customer. They bring their next quilt to me in their bag. When I arrive at our guild meetings, laden with my purple bags, people say it looks like Christmas. Their quilts stay clean and it adds a little extra class and professionalism to my business. <http://www.virginialongarm.com> or call 804-708-0741.

**Wingspan Crafts:** These are the people at MQX East who have the pre-shunk cotton batting (Katahdin) and the lovely 80/20 (Acadia). They were very nice to work with. <http://www.wingspancrafts.com>

**Winline Textiles:** These people were at MQS in Wichita. Their batting also feels very nice, has great consistency. They sent me home with two sample batts (a crib size and a twin size). I have used both sample batts and was very, very pleased. Visit them at: <http://www.winlinetextiles.com>  
Wholesale prices available!