



Club Notes:



Online shopping certainly made my Christmas gifting easier this year. Amazon.com is my friend! It occurred to me that one of the reasons that shopping at Amazon.com is so easy, is that I don't have to enter my credit/debit card information for each order. That is so very convenient, and it also makes impulse purchases way too easy to make! Sweet Dreams Quilt Studio is in the process of building a new web site. One of the options presented to us is the ability to store the credit/debit card information for our customers. We declined this option. Why? Security. While Amazon.com has the resources to maintain the necessary security, Sweet Dreams Quilt Studio is a small business and does not have the kind of resources necessary to **store** customer payment information and yet be PCI DSS compliant. What is that?

PCI DSS = Payment Card Industry Data Security Standard

There is quite the convoluted process involved to be PCI DSS compliant. When you go through the checkout process on the Sweet Dreams Quilt Studio and/or Quilters Lightbox web sites, you are seamlessly re-directed to the First Data payment gateway page. First Data is our bank's merchant services payment gateway. IF our web sites were ever to get hacked, none of our customers' payment information would be accessible by the hackers. When we need to update the payment information for our Crown Jewels Club subscriptions, we can only see the last four of the customer's credit card information....and we like it that way. It would be more convenient for the customer (and for us) if they could just access and update their payment information themselves, but it certainly wouldn't be as secure. But using a secure payment gateway is only one part of being PCI DSS compliant.

From time to time, we need to issue a refund, and so we use our payment gateway's Virtual Terminal process via internet. We are required to maintain an encrypted internet network, and only access the Virtual Terminal on a computer which is isolated from any other internet access. So, that means having an entirely different computer just for Virtual Terminal use.

From time to time, we vend at conferences and trade shows. We process payments using our payment gateway's credit/debit card machine, which has its own encrypted data transmission package. We could use The Square, but that would use either our own cell phone data (which is NOT encrypted) or the convention centers' wifi, which is also NOT encrypted. Just because you use a login and password to access the convention center wifi, does not mean it's encrypted for PCI Compliance.

In addition to network firewalls and antivirus software, our systems are also monitored by TransArmour and we receive a daily report of low, medium, and high risk potential issues. So far, we haven't had any security breaches, for which we are grateful.


All of these security protocols come with a cost in either time or money. Kim and I simply believe that protecting our customers' payment information is an imperative part of customer service.

Of course, I am the one who gets all the fun of dealing with compliance issues. Kim is the one who gets to be creative. I hope you enjoy the fruits of our collective labors! Happy New Year!

Kim and Janet

**The Amber January 2017 Archive contains 134 patterns,
including 60 panos, a retail value of \$1640.00.**

Modern Braid Pano



Longarm Tip of the Month

Whether you use a pattern management software program or just keep your patterns on your machine, it is very important to also have all of your patterns together in one other location....a backup! This can be a usb stick or burned to a CD, or uploaded into cloud storage....somewhere other than one system.

I keep my patterns backup up on an external hard drive, along with my business bookkeeping files. This external hard drive lives in my fire safe. And, once a year, I do a complete backup of both patterns, photos, and bookkeeping files and put that backup in our bank's safety deposit box. A little "housekeeping" time spent regularly pays off big time when/if your computer crashes, or your basement floods, etc.

Multi Sized Panos...

What's up with those, anyway?

Kim has developed an ongoing series of multi-sized panos. Almost every week, one of my longarm quilt business customer chooses a very simple and linear e2e pattern for me to quilt on their quilt. They are easy to set up, quilt out pretty fast, but only quilt about 3 or 4 inches across the quilt in one pass. That means that I have to hover over the quilt, not getting more than 5 feet away from the machine because it's going to require me to reset at the end of each pass very quickly. Now, I know that with my Statler software, I can build a couple of rows, change the sew order and connect them at the ends of the passes. That takes a lot of time. So, Kim is making "belly bar" worth of passes for a number of different e2e designs. (These are also really easy to audition on your Quilter's LightBox software.)

Measure your quilt as it is loaded on the machine. Choose the multi size pattern closest in width to your quilt width. With Statler software I can still use E2E Mode and place two pins. It doesn't matter that the start and end of the belly bar are not on the same horizontal setting. You need to look carefully at your set up to make sure that you only have one repeat showing. If you have more than one repeat showing, you can either manually change it back to one repeat and adjust the pattern sizing, or if you try that and don't like the way it looks, select the next multi size pattern up in width.

For those quilters who have machines with shorter throats, Kim is working on some extended pattern versions suitable for those machines. If you have particular patterns for which you'd like to have an extended version, send us an email and we'll add your request to the list!



Shrinkage with the Multi Sized Panos

When using any intensely detailed quilting pattern, what is one of the biggest sources of frustration (aside from running out of bobbin before the end of the row)? Shrinkage, right? You are likely to run into shrinkage issues when using the larger sizes of Kim's Multi Sized Panos, too. You may already know how to minimize shrinkage, but if not, here are a few tips:

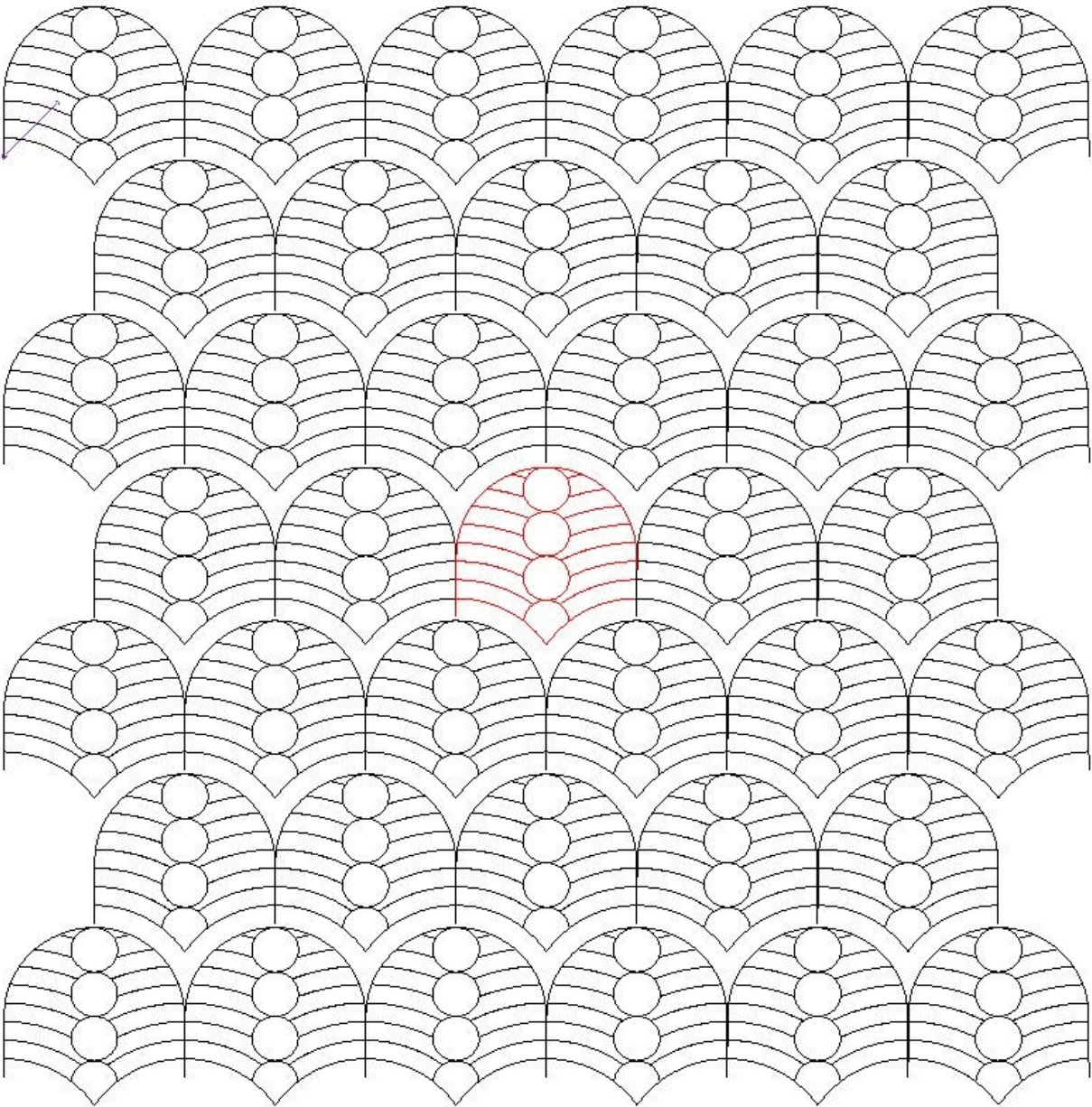
- 1) Use low loft batting.
- 2) Keep good tension on the quilt sandwich.
- 3) Use the largest stitch per inch setting you can, without sacrificing aesthetics.
- 4) Keep your tension set as loose as possible, without sacrificing stitch quality.

And, to adjust for shrinkage, be prepared to measure for shrinkage, and adjust the placement of future rows to accommodate that shrinkage.


Modern Double Irish Chain Patterns




Oval Clamshell 002 Alt



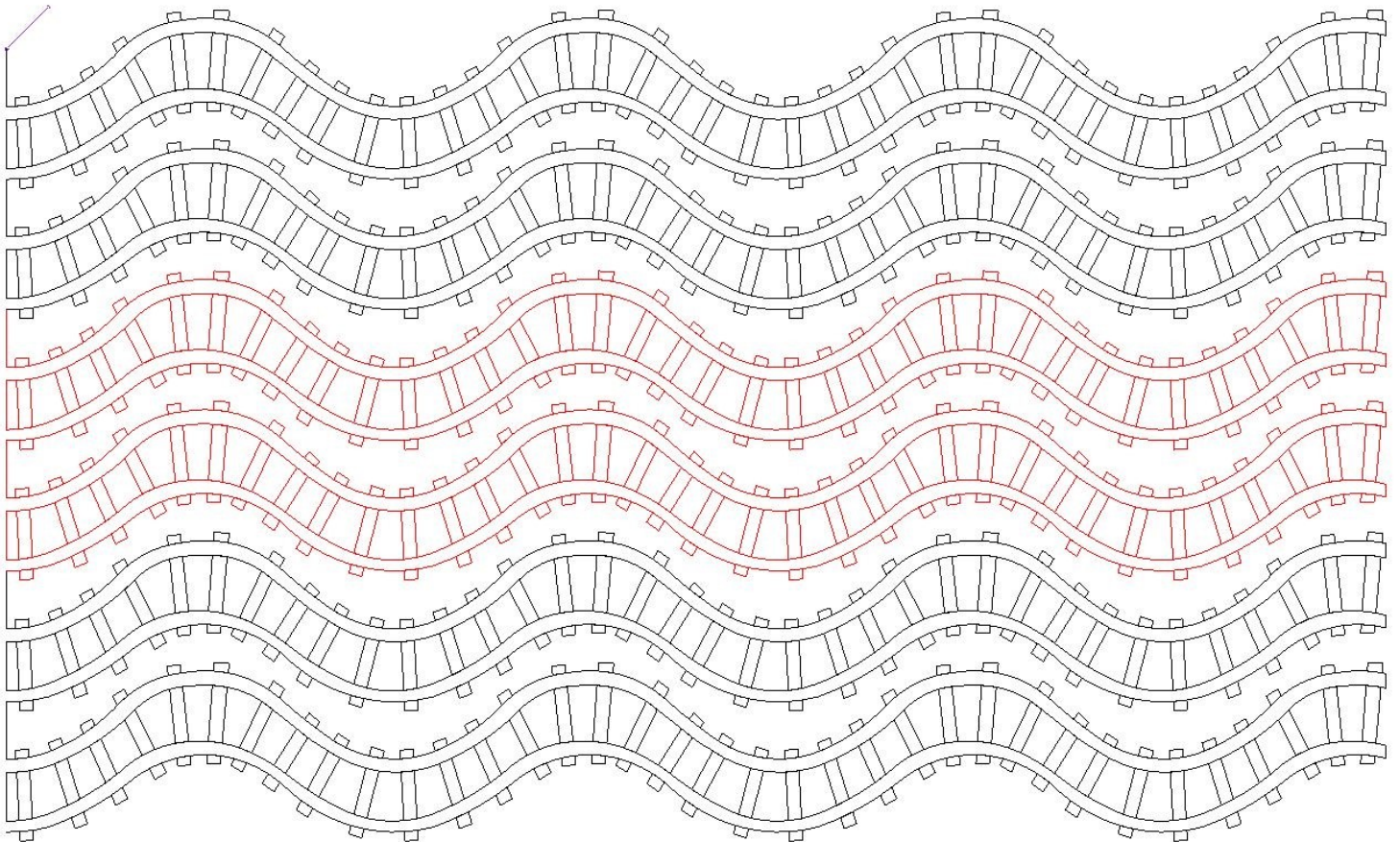
Oval Clamshell 001 Alt



Oval Clamshell 003 Alt




Railroad Tracks Pano 001




**This pattern is also
available for short arms**

Modern Waves Pano 001



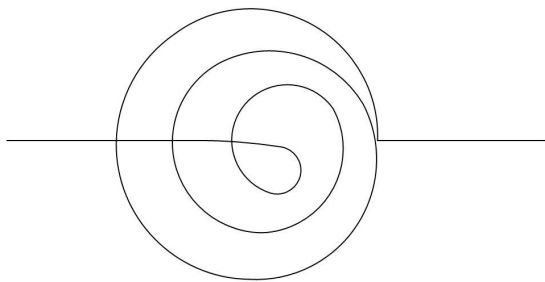

Also available for short
arms

Zen Christmas Pano 001




Note: Kim says she
CANNOT make a
squared version of this.


Lolly Pano 001 Extended and Single Panos




Zen Christmas Wreath



Zen Christmas Tree Skirt 8 Sections



New Border & Corner Pattern





Meet Your New Best Friend!

**Back to School
More time to quilt!
\$60.00!**

Created by Sweet Dreams Quilt Studio,
Quilter's LightBox[®] software was designed to easily:

- Import photos of your quilt and/or quilt blocks.
- Import photos of quilt block pattern pictures.
- Preview quilting patterns superimposed over the quilt photos.
- Enlarge, reduce, copy, rotate, increase or decrease line widths, and adjust thread colors.
- Print pictures of the quilt/block with the patterns, and a list of the quilting pattern pictures used.
- Create a .zip file with all of the pictures for ease in emailing to quilt customers.
- Freehand feature, for those times when you want to doodle on your own!
- And now you can fade out the quilt image behind your pattern layout to better view the patterns.

The software includes over 9000 quilting pattern pictures and free monthly updates for quilting pattern pictures. The software is available for purchase online with immediate download, and also comes with a backup version on the DVD, along with the library of pattern pictures, delivered via USPS Priority Mail. DVD is shipped within 1 business day of order date. **Don't forget to download your free pattern pictures updates!!**

<http://www.quilterslightbox.com>

Pattern Type	Size	Name of Existing Pattern for Modification	Name to be included in pattern	Attach good photos of quilt and blocks	Style you're going for. Other patterns you're using in the quilt, etc.
Block #1					
Block #2					
Block #3					
Border & Border Corner #1					
Border & Border Corner #2					
Border & Border Corner #3					
Triangle-Equilateral (all sides equal and all angles are 60 degrees)					
Triangle-Isosceles (two equal sides and two equal angles)					
Triangle-Scalene (no equal sides & no equal angles)					
Sash					
Point-to-Point					
Edge-to-Edge—Directional					
Edge-to-edge-Non Directional					
Edge-to-Edge-Interlocking					
Edge-to-Edge-Squared					

Important things to consider and include with your design request:

When you take photos of the quilt and/or quilt block, the camera should be parallel to the quilt (we need a straight on shot). If we have to draft out the block, it helps a lot to capture correct angles.

If you want an existing pattern modified, we need the exact pattern name. (We cannot modify another designer's pattern, so please don't ask us to do that.)

Style you're going for: If you want celtic, but don't tell us and we make floral, no one will be happy.

If you want a name included in the pattern, you need to double check the spelling before you submit the request. If you find out after the pattern has been designed that you requested the pattern with incorrect spelling, your submission of the correct name spelling goes to the end of the drawing list, causing a delay for you.

If your machine has a short throat, please make sure you tell us the largest amount of the fabric your machine has access to quilt. [PLEASE email your design requests](#) (you can follow up with a phone call, but it helps us to have the email.)

Favorite Longarm Supplies Vendors:

Updated

We've had many questions from new longarm quilters about the best places to buy their supplies. So, we thought we'd provide a list of our favorite vendors. This is not an exclusive list....you may already have other vendors who take care of your longarm supply needs...and we're not trying to convert anybody.

Superior Thread: I buy King Tut Thread in the 2000 yard cones, although they have poly thread as well. They sell wholesale only, so you'll need your sales tax certificate to set up an account. They have an amazing selection of thread. They have fabulous customer service and an easy online account set up process. They also ship internationally! <http://www.superiorthreads.com>

Checker Distributing: Wholesale Only.....I have rarely looked in vain for anything quilt related on their site. Shopping for supplies can be addicting! Shipping is charged on large items, but not on items such as pins, needles, thread, books, scissors, or most other notions. They do charge shipping on bolts of fabric, luggage, cutting mats, Ott Lights, etc. (They now carry Quilter's Dream Batting.....but only to customers outside of the United States.) <http://www.checkerdist.com>

SouthStar Supply Company: They have scissors, snips & holsters, bobbins, pattern making supplies, rotary cutters, mats, knives, sharpeners, notions, needles, pins, ergonomics, safety, & handling supplies, steamers, machine oil, spot lifters, silicone.....and they are very nice people to work with. <http://www.southstarsupply.com>




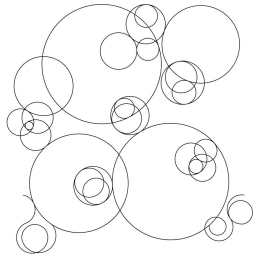







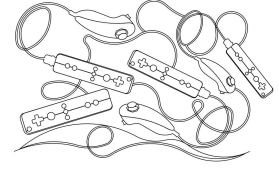



Quilter's Dream Batting: I have pretty much stopped purchasing rolls of batting. I find it easier to maintain an accurate inventory of batting, and it stores well. Unlike some packaged batting, I don't find that the QD batting is distorted, and so it doesn't require a trip through my dryer before I can use it. Some of my best friends who also have longarm quilting businesses stock packaged batting as well as batting on a roll. We agree that these people are easy to work with! <http://www.quiltersdreambatting.com>

Virginia Longarm: I buy the dress bag and the 3-sided zipper totes to deliver my quilts to customer. They bring their next quilt to me in their bag. When I arrive at our guild meetings, laden with my purple bags, people say it looks like Christmas. Their quilts stay clean and it adds a little extra class and professionalism to my business. <http://www.virginialongarm.com> or call 804-708-0741.

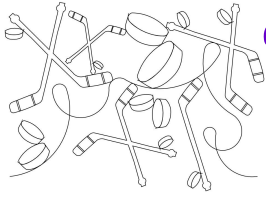
Wingspan Crafts: These are the people at MQX East who have the pre-shunk cotton batting (Katahdin) and the lovely 80/20 (Acadia). They were very nice to work with. <http://www.wingspancrafts.com>

Winline Textiles: These people were at MQS in Wichita. Their batting also feels very nice, has great consistency. They sent me home with two sample batts (a crib size and a twin size). I have used both sample batts and was very, very pleased. Visit them at: <http://www.winlinetextiles.com>
Wholesale prices available!


Panos

 <p>Pattern: african leaves 001 Archive: Amber January 2017</p>	 <p>Pattern: african leaves 002 Archive: Amber January 2017</p>	 <p>Pattern: ballet pano 002 Archive: Amber January 2017</p>
 <p>Pattern: bbp circles 003 Archive: Amber January 2017</p>	 <p>Pattern: bfly heart flower pano 001 Archive: Amber January 2017</p>	 <p>Pattern: brand pano 003 Archive: Amber January 2017</p>
 <p>Pattern: Emerson whirly pano 001 Archive: Amber January 2017</p>	 <p>Pattern: fig leaf pano 001 Archive: Amber January 2017</p>	 <p>Pattern: figure 8 pano 90 in Archive: Amber January 2017</p>
 <p>Pattern: fish pano 002 Archive: Amber January 2017</p>	 <p>Pattern: french botanical pano 002 Archive: Amber January 2017</p>	 <p>Pattern: game controller pano 001 Archive: Amber January 2017</p>
 <p>Pattern: geometric swirls pano sq Archive: Amber January 2017</p>	 <p>Pattern: girl and daisies pano 001 Archive: Amber January 2017</p>	 <p>Pattern: henry pano 001 Archive: Amber January 2017</p>

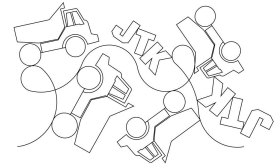
Panos




Pattern: hockey pano 004
Archive: Amber January 2017




Pattern: into the woods 8
Archive: Amber January 2017




Pattern: jtk pano 001
Archive: Amber January 2017



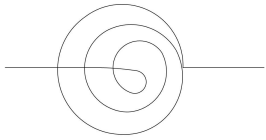
Pattern: jungle leaf pano 006
Archive: Amber January 2017




Pattern: kaitlyn pano 001
Archive: Amber January 2017




Pattern: log cabin curls pano 001
Archive: Amber January 2017



Pattern: lolly pano 001
Archive: Amber January 2017




Pattern: lolly pano 001 large
Archive: Amber January 2017



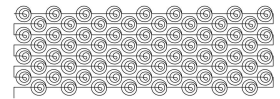
Pattern: lolly pano 001 med
Archive: Amber January 2017




Pattern: lolly pano 001 small
Archive: Amber January 2017



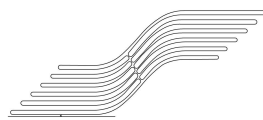
Pattern: lolly pano 001 xlarge
Archive: Amber January 2017



Pattern: lolly pano 001 xs
Archive: Amber January 2017



Pattern: maggie star pano 001
Archive: Amber January 2017




Pattern: modern braid pano 001
Archive: Amber January 2017



Pattern: modern waves pano 001
Archive: Amber January 2017


Panos




Pattern: modern waves pano 001 me-
Archive: Amber January 2017



Pattern: modern waves pano 001
Archive: Amber January 2017



Pattern: modern waves pano 001
Archive: Amber January 2017



Pattern: modern waves pano 001
Archive: Amber January 2017




Pattern: modern waves sa pano 001
Archive: Amber January 2017



Pattern: modern waves sa pano 001
Archive: Amber January 2017




Pattern: modern waves sa pano 001
Archive: Amber January 2017



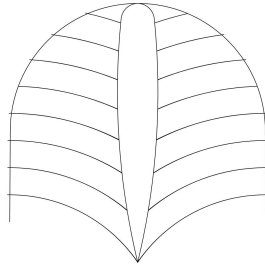
Pattern: modern waves sa pano 001
Archive: Amber January 2017



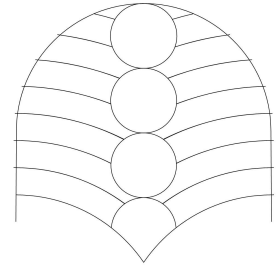
Pattern: modern waves sa pano 001
Archive: Amber January 2017



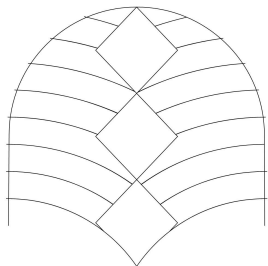
Pattern: of course not pano
Archive: Amber January 2017




Pattern: oval clamshell 001 alt
Archive: Amber January 2017



Pattern: oval clamshell 002 alt
Archive: Amber January 2017



Pattern: oval clamshell 003 alt
Archive: Amber January 2017

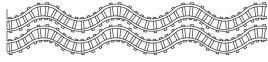


Pattern: pug pano 001
Archive: Amber January 2017

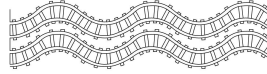


Pattern: railroad tracks pano 001
Archive: Amber January 2017

Panos



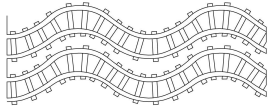
Pattern: railroad tracks pano 001 me-
Archive: Amber January 2017



Pattern: railroad tracks pano 001
Archive: Amber January 2017



Pattern: railroad tracks pano 001
Archive: Amber January 2017



Pattern: railroad tracks pano 001
Archive: Amber January 2017



Pattern: railroad tracks sa pano 001
Archive: Amber January 2017



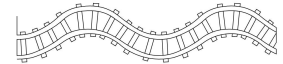
Pattern: railroad tracks sa pano 001
Archive: Amber January 2017




Pattern: railroad tracks sa pano 001
Archive: Amber January 2017




Pattern: railroad tracks sa pano 001
Archive: Amber January 2017




Pattern: railroad tracks sa pano 001
Archive: Amber January 2017




Pattern: riot soccer pano 001
Archive: Amber January 2017



Pattern: shoot for moon pano 001
Archive: Amber January 2017




Pattern: singing bird pano 001
Archive: Amber January 2017



Pattern: smart beautiful meander
Archive: Amber January 2017



Pattern: twist and turn pano 003
Archive: Amber January 2017



Pattern: zen christmas pano 001
Archive: Amber January 2017