



Club Notes:

Q Amber
July 2016



This past month has been full of activity around here. Kim has been working very hard to keep up with all of the drawing requests, while at the same time prepare for her teaching trip to Australia. She and her husband, Dave, left Columbia yesterday morning for a rather long trip. While they are in Australia, Kim will be teaching classes in Brisbane and in Melbourne. She taught in Australia and New Zealand back in 2007 and is looking forward to returning to that country. You can still email your drawing requests to me, but the turn around on designs will be much slower than normal.

I was privileged to speak to a group of youth this past week at the Thread Hearts Quilt Camp. There were “helpers” in their 80’s and campers in their single digits. It is exciting to see these children who have chosen their fabrics, done most of the sewing (if not the cutting), and have pride and ownership of their quilts! Some of these children are repeat Quilt Camp attendees. They know the spiel about thread and pattern choices. Many of them already knew exactly what pattern they wanted. Some of them wanted patterns on their quilts which don’t actually exist.....yet! I confess that I find it pretty cool that I can offer them their heart’s desire....because Kim will make their special patterns if I can’t manage to draw it myself! So, last Friday, I left their Quilt Camp final day with 18 quilts! Guess I know what I’ll be doing while Kim is gone!

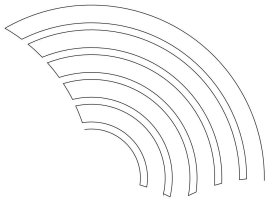
Kim gets back in town on July 18th and I leave town on July 20th for my family’s annual pilgrimage to Oshkosh, WI to the EAA AirVenture show. I have already contacted my quilt buddy (Mary Bongers) about getting together while in Wisconsin and no doubt will stop by Primitive Gatherings and add more wool to my collection in the process. I plan to take a sewing machine with me this year. Don’t know if I’ll actually use it or only work on my hand applique project, but it’s all about options!

If you’re planning to celebrate Independence Day with travel, parties, and/or fireworks....be safe! And remember that fireworks can be very disturbing to war veterans and many animals, as well as a fire hazard for areas experiencing drought conditions. We have a wedding to attend in Kansas City over the holiday weekend, and so we’ll be among the many travelers.

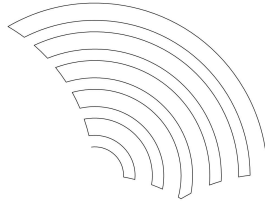
Enjoy the Patterns!
Kim and Janet

**The Amber July 2016 Archive contains 169 patterns,
including 46 panos, a retail value of \$1897.00.**


Panos



Pattern: baptist fan pano 001
Archive: Amber July 2016




Pattern: baptist fan pano 002
Archive: Amber July 2016




Pattern: basketballs uk pano 001
Archive: Amber July 2016



Pattern: beagle western pano 001
Archive: Amber July 2016



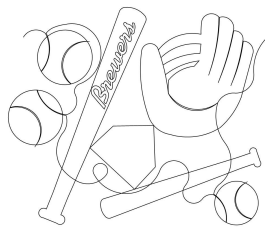
Pattern: bee labrador pano 001
Archive: Amber July 2016




Pattern: betty kisses pano 001
Archive: Amber July 2016



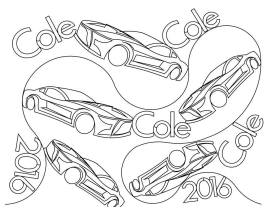
Pattern: bird pano 006
Archive: Amber July 2016



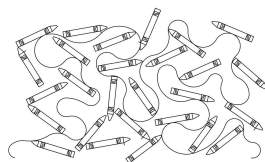
Pattern: brewers pano 001
Archive: Amber July 2016




Pattern: chs prom pano
Archive: Amber July 2016



Pattern: cole 2016 pano 001
Archive: Amber July 2016




Pattern: crayon pano 001
Archive: Amber July 2016




Pattern: das auto pano 001
Archive: Amber July 2016


Panos




Pattern: feather swirl pano 004
Archive: Amber July 2016




Pattern: flower puff pano 001
Archive: Amber July 2016




Pattern: go buffs pano 001
Archive: Amber July 2016




Pattern: halie 2016 pano
Archive: Amber July 2016



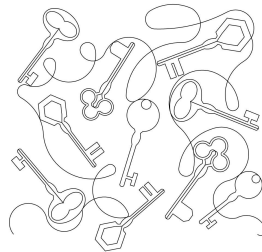
Pattern: hipster fox pano 001 sq
Archive: Amber July 2016




Pattern: jon and beth pano 001
Archive: Amber July 2016




Pattern: julia pano 001
Archive: Amber July 2016



Pattern: key pano 002
Archive: Amber July 2016



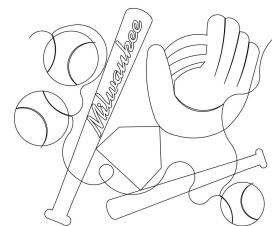
Pattern: lexie pano 001 sq
Archive: Amber July 2016



Pattern: m pano 001
Archive: Amber July 2016




Pattern: malibu surf pano
Archive: Amber July 2016




Pattern: milwaukee pano 001
Archive: Amber July 2016




Pattern: modern leaf pano 002
Archive: Amber July 2016



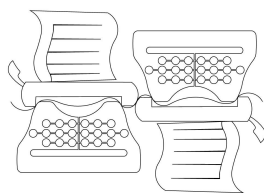
Pattern: modern rose alt pano 001 (1)
Archive: Amber July 2016




Pattern: modern rose alt pano 001 (2)
Archive: Amber July 2016



Pattern: nora pano 001
Archive: Amber July 2016



Pattern: old time typewriter
Archive: Amber July 2016




Pattern: playful cats pano 001
Archive: Amber July 2016




Pattern: playful dolphins 001 sq
Archive: Amber July 2016




Pattern: rachel tiger pano 001
Archive: Amber July 2016




Pattern: sea turtle pano 002
Archive: Amber July 2016



Pattern: snowball pano 001
Archive: Amber July 2016




Pattern: specialty marathon pano
Archive: Amber July 2016




Pattern: strawberries pano 003
Archive: Amber July 2016


Panos




Pattern: sugar skull pano 001
Archive: Amber July 2016



Pattern: tiger face paws pano 001
Archive: Amber July 2016



Pattern: victoria pano 003
Archive: Amber July 2016



Pattern: volleyball pano madison
Archive: Amber July 2016



Pattern: wedding anniversary pano
Archive: Amber July 2016



Pattern: west virg pano 001
Archive: Amber July 2016




Pattern: west virg pano 002
Archive: Amber July 2016



Pattern: whale pano sq 001
Archive: Amber July 2016




Pattern: wolf pano 001
Archive: Amber July 2016

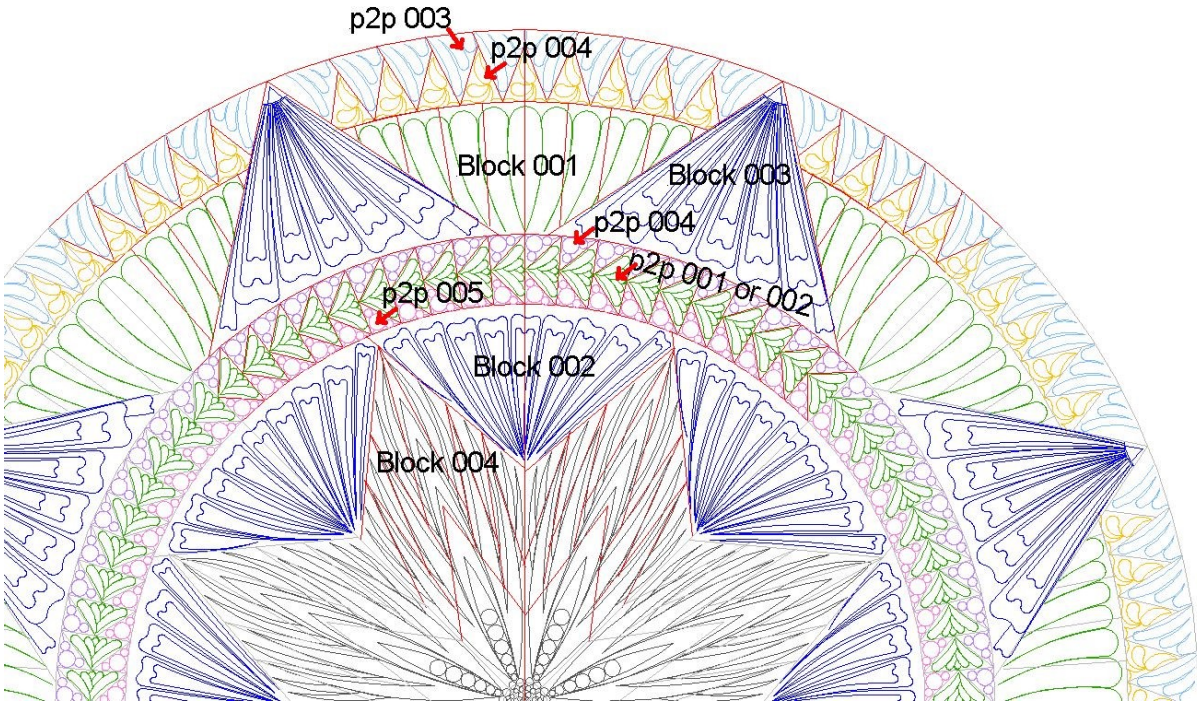



Pattern: zoey pano 001
Archive: Amber July 2016


Chic Country Quilt






JN Celebration Skirt






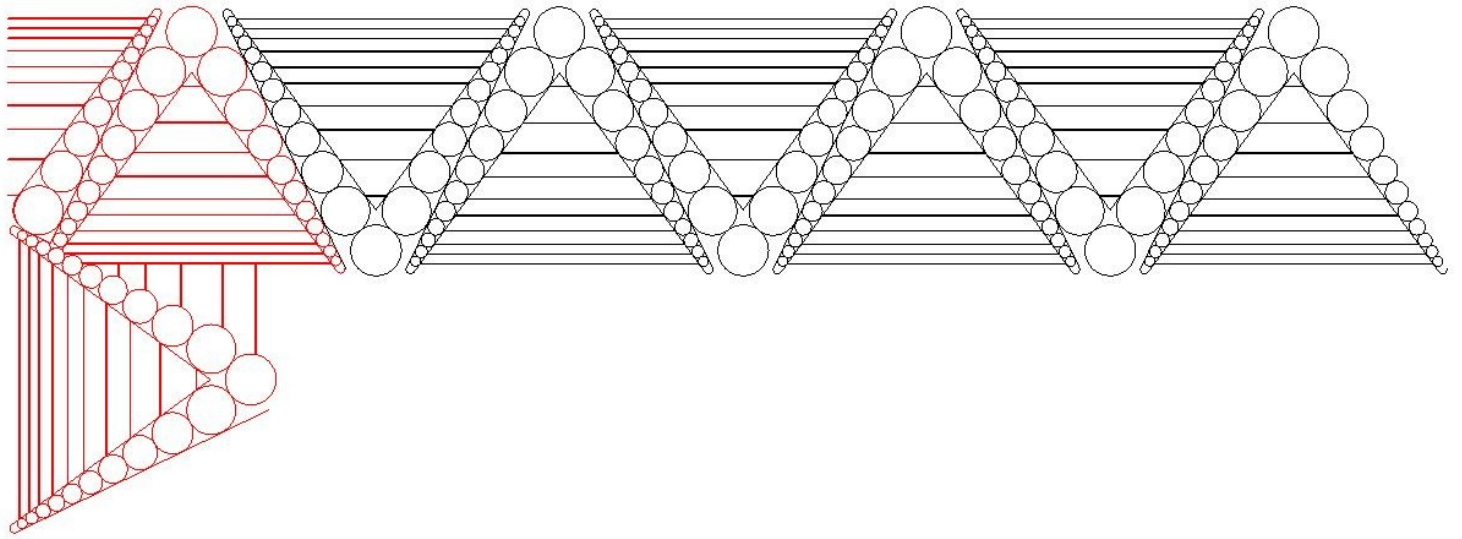
St Lucia Star




Border & Corner Patterns



More Border & Corner Patterns



Night Sky





Meet Your New Best Friend!

**School's Out!
More time to quilt!
\$60.00!**

Created by Sweet Dreams Quilt Studio,
Quilter's LightBox® software was designed to easily:

- Import photos of your quilt and/or quilt blocks.
- Import photos of quilt block pattern pictures.
- Preview quilting patterns superimposed over the quilt photos.
- Enlarge, reduce, copy, rotate, increase or decrease line widths, and adjust thread colors.
- Print pictures of the quilt/block with the patterns, and a list of the quilting pattern pictures used.
- Create a .zip file with all of the pictures for ease in emailing to quilt customers.
- AND NOW has a freehand feature, for those times when you want to doodle on your own!

The software includes over 9000 quilting pattern pictures and free monthly updates for quilting pattern pictures. The software is available for purchase online with immediate download, and also comes with a backup version on the DVD, along with the library of pattern pictures, delivered via USPS Priority Mail. DVD is shipped within 1 business day of order date. **Don't forget to download your free pattern pictures updates!!**

<http://www.quilterslightbox.com>

Pattern Type	Size	Name of Existing Pattern for Modification	Name to be included in pattern	Attach good photos of quilt and blocks	Style you're going for. Other patterns you're using in the quilt, etc.
Block #1					
Block #2					
Block #3					
Border & Border Corner #1					
Border & Border Corner #2					
Border & Border Corner #3					
Triangle-Equilateral (all sides equal and all angles are 60 degrees)					
Triangle-Isosceles (two equal sides and two equal angles)					
Triangle-Scalene (no equal sides & no equal angles)					
Sash					
Point-to-Point					
Edge-to-Edge—Directional					
Edge-to-edge-Non Directional					
Edge-to-Edge-Interlocking					
Edge-to-Edge-Squared					

Important things to consider and include with your design request:

When you take photos of the quilt and/or quilt block, the camera should be parallel to the quilt (we need a straight on shot). If we have to draft out the block, it helps a lot to capture correct angles.

If you want an existing pattern modified, we need the exact pattern name. (We cannot modify another designer's pattern, so please don't ask us to do that.)

Style you're going for: If you want celtic, but don't tell us and we make floral, no one will be happy.

If you want a name included in the pattern, you need to double check the spelling before you submit the request. If you find out after the pattern has been designed that you requested the pattern with incorrect spelling, your submission of the correct name spelling goes to the end of the drawing list, causing a delay for you.

If your machine has a short throat, please make sure you tell us the largest amount of the fabric your machine has access to quilt. [PLEASE email your design requests](#) (you can follow up with a phone call, but it helps us to have the email.)

Favorite Longarm Supplies Vendors:

Updated

We've had many questions from new longarm quilters about the best places to buy their supplies. So, we thought we'd provide a list of our favorite vendors. This is not an exclusive list....you may already have other vendors who take care of your longarm supply needs...and we're not trying to convert anybody.

Superior Thread: I buy King Tut Thread in the 2000 yard cones, although they have poly thread as well. They sell wholesale only, so you'll need your sales tax certificate to set up an account. They have an amazing selection of thread. They have fabulous customer service and an easy online account set up process. They also ship internationally! <http://www.superiorthreads.com>

Checker Distributing: Wholesale Only.....I have rarely looked in vain for anything quilt related on their site. Shopping for supplies can be addicting! Shipping is charged on large items, but not on items such as pins, needles, thread, books, scissors, or most other notions. They do charge shipping on bolts of fabric, luggage, cutting mats, Ott Lights, etc. (They now carry Quilter's Dream Batting.....but only to customers outside of the United States.) <http://www.checkerdist.com>

SouthStar Supply Company: They have scissors, snips & holsters, bobbins, pattern making supplies, rotary cutters, mats, knives, sharpeners, notions, needles, pins, ergonomics, safety, & handling supplies, steamers, machine oil, spot lifters, silicone.....and they are very nice people to work with. <http://www.southstarsupply.com>

Quilter's Dream Batting: I have pretty much stopped purchasing rolls of batting. I find it easier to maintain an accurate inventory of batting, and it stores well. Unlike some packaged batting, I don't find that the QD batting is distorted, and so it doesn't require a trip through my dryer before I can use it. Some of my best friends who also have longarm quilting businesses stock packaged batting as well as batting on a roll. We agree that these people are easy to work with! <http://www.quiltersdreambatting.com>

Virginia Longarm: I buy the dress bag and the 3-sided zipper totes to deliver my quilts to customer. They bring their next quilt to me in their bag. When I arrive at our guild meetings, laden with my purple bags, people say it looks like Christmas. Their quilts stay clean and it adds a little extra class and professionalism to my business. <http://www.virginialongarm.com> or call 804-708-0741.

Wingspan Crafts: These are the people at MQX East who have the pre-shunk cotton batting (Katahdin) and the lovely 80/20 (Acadia). They were very nice to work with. <http://www.wingspancrafts.com>

Winline Textiles: These people were at MQS in Wichita. Their batting also feels very nice, has great consistency. They sent me home with two sample batts (a crib size and a twin size). I have used both sample batts and was very, very pleased. Visit them at: <http://www.winlinetextiles.com>
Wholesale prices available!