



Club Notes:

Q Amber
June 2016

Greetings Quilters!

Spring has brought temperatures all over the scale from cold to hot, rain, hail, tornados.....and baby showers! Kim made these tractor and baby chick applique patterns just for me. The quilt top is made from thirties reproduction prints and the applique is done in minkee with minkee on the back. It was a pretty quick baby quilt and my daughter loved it. So did her 4th grade students, who also attended one of the baby showers. Have a baby shower for my niece next week, and a wedding to attend for another niece over Fourth of July weekend. I'm planning to make Kim's Christmas Stockings for my niece and her fiancée so they'll have them for their first Christmas together. That has become my default wedding gift.









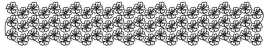


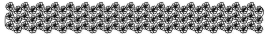
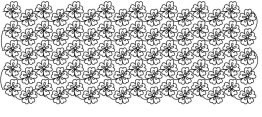


There are a ton of patterns this month. We will likely have photos of some of these new patterns quilted out next month (the labyrinth patterns).

Enjoy!
Kim and Janet




**The Amber June 2016 Archive contains 152 patterns,
including 54 panos, a retail value of \$1790.00.**


Panos

| | | |
|---|--|---|
|  <p>Pattern: 2016 pano Archive: Amber June 2016</p> |  <p>Pattern: abundant feather pano 001 Archive: Amber June 2016</p> |  <p>Pattern: abundant feather pano sq Archive: Amber June 2016</p> |
|  <p>Pattern: african tree alt pano 001 Archive: Amber June 2016</p> |  <p>Pattern: airshow pano 001 alt Archive: Amber June 2016</p> |  <p>Pattern: all sports pano 014 Archive: Amber June 2016</p> |
|  <p>Pattern: benjamin pano 003 Archive: Amber June 2016</p> |  <p>Pattern: butterfly and flower pano Archive: Amber June 2016</p> |  <p>Pattern: cherry blossom pano 005 Archive: Amber June 2016</p> |
|  <p>Pattern: cherry blossom pano 005 Archive: Amber June 2016</p> |  <p>Pattern: cherry blossom pano 005 Archive: Amber June 2016</p> |  <p>Pattern: cherry blossom pano 005 x Archive: Amber June 2016</p> |
|  <p>Pattern: cherry blossom pano 005 x Archive: Amber June 2016</p> |  <p>Pattern: cheyenne ballet pano 001 Archive: Amber June 2016</p> |  <p>Pattern: christie ballet pano 001 Archive: Amber June 2016</p> |


Panos



Pattern: christmas heart pano 001
Archive: Amber June 2016



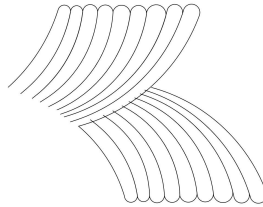
Pattern: cina bun pano alt 001
Archive: Amber June 2016




Pattern: cindy flower pano 002
Archive: Amber June 2016



Pattern: fairy music pano 001
Archive: Amber June 2016




Pattern: Feather wax on pano 001
Archive: Amber June 2016




Pattern: flower pano 025
Archive: Amber June 2016




Pattern: flower pano 026
Archive: Amber June 2016



Pattern: flower pano 027
Archive: Amber June 2016




Pattern: football saints 002
Archive: Amber June 2016




Pattern: hockey canadians
Archive: Amber June 2016



Pattern: horse and carriage pano 001
Archive: Amber June 2016




Pattern: john pano 002
Archive: Amber June 2016



Pattern: jon pano 003
Archive: Amber June 2016




Pattern: kimberly pano 001
Archive: Amber June 2016

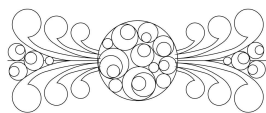


Pattern: meander simple e2e 001
Archive: Amber June 2016

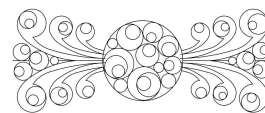
Panos




Pattern: modern pano 010
Archive: Amber June 2016



Pattern: modern pano alt 010
Archive: Amber June 2016



Pattern: modern pano alt 011
Archive: Amber June 2016




Pattern: paisley swirl pano 002
Archive: Amber June 2016




Pattern: paisley swirl pano 003
Archive: Amber June 2016



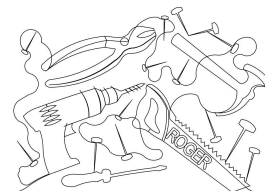
Pattern: petunia city
Archive: Amber June 2016



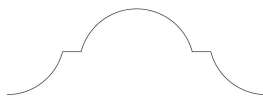
Pattern: retro pano 3
Archive: Amber June 2016




Pattern: retro pano 4
Archive: Amber June 2016




Pattern: rogers tools pano 001
Archive: Amber June 2016




Pattern: sahara pano 001 alt
Archive: Amber June 2016



Pattern: swing monkeys pano 002
Archive: Amber June 2016



Pattern: swinging monkey pano 001
Archive: Amber June 2016



Pattern: texas pano 003
Archive: Amber June 2016




Pattern: texas pano 004
Archive: Amber June 2016

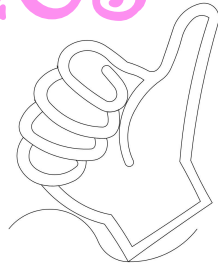


Pattern: texas pano 005
Archive: Amber June 2016


Panos




Pattern: thistle pano 001
Archive: Amber June 2016




Pattern: thumbs up pano 001
Archive: Amber June 2016




Pattern: tiana ladybug hearts pano
Archive: Amber June 2016



Pattern: tree pano 009
Archive: Amber June 2016




Pattern: tristan 2016 pano
Archive: Amber June 2016



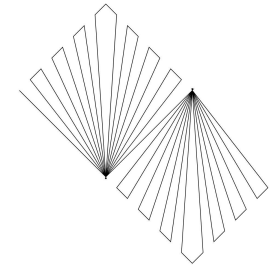
Pattern: tristan 2016 pano 001
Archive: Amber June 2016



Pattern: tucker pano 001
Archive: Amber June 2016




Pattern: und pano 001
Archive: Amber June 2016




Pattern: zig zag pano 004
Archive: Amber June 2016


African Tree Alt Pano 001




Abundant Feather Pano Sq 001



Abundant Feather Pano 001


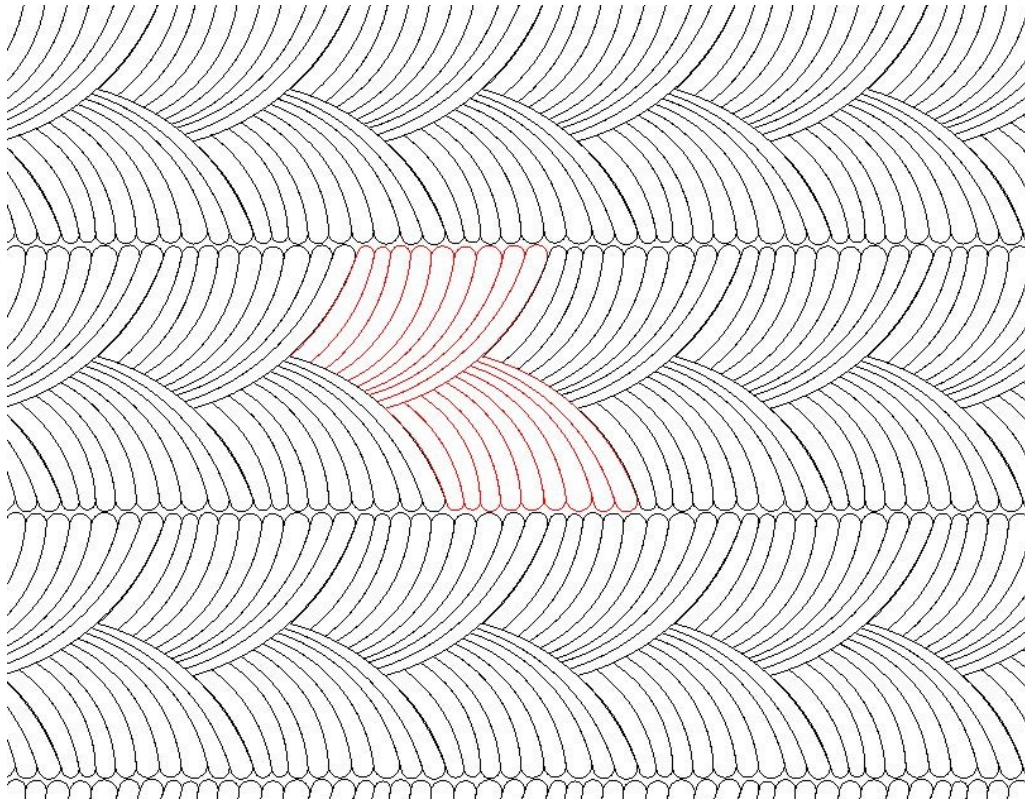


Cin Bun Pano Alt 001

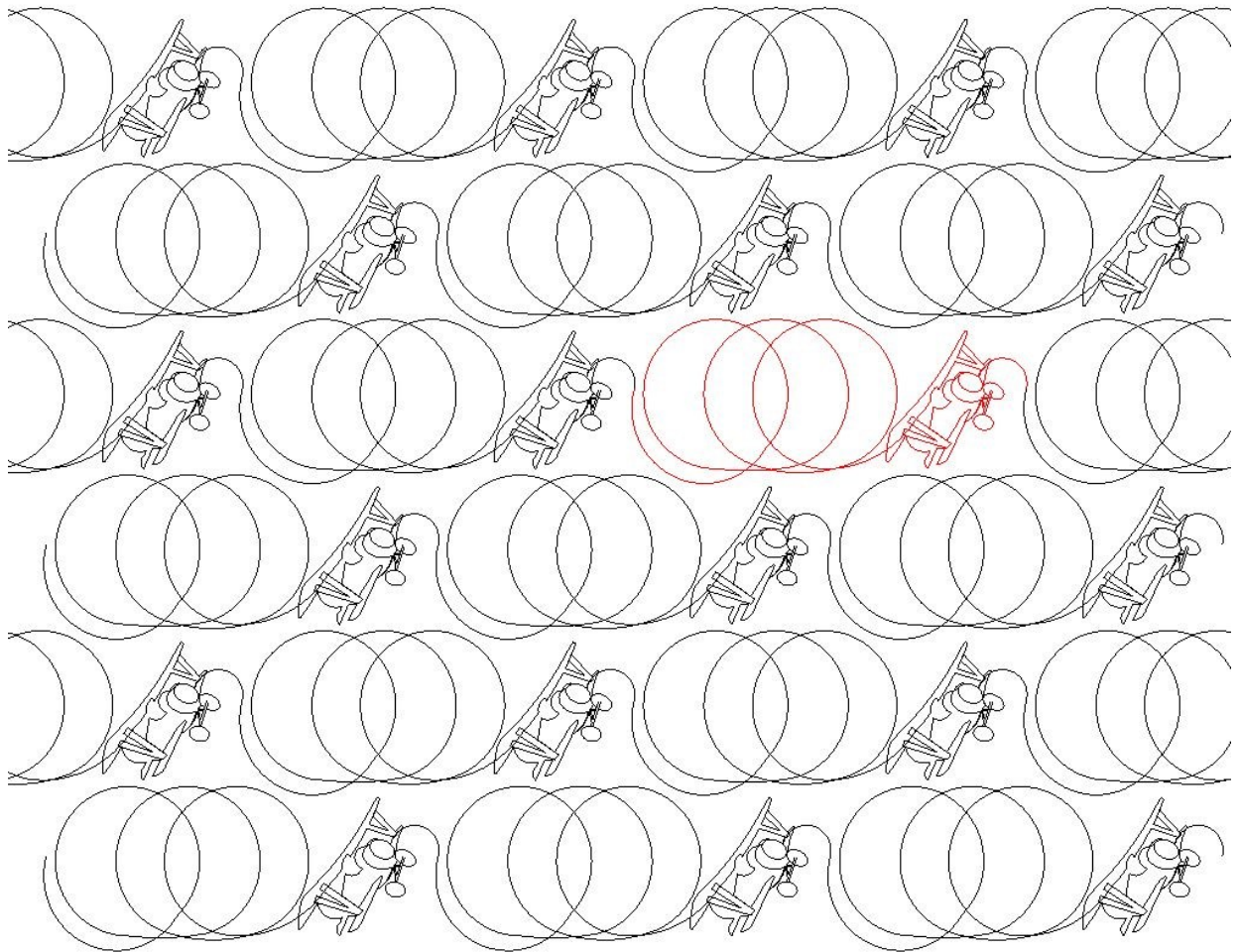


Feather Wax On Pano 001


(Shown below in a straight set and alternating mode)




Airshow Pano 001 Alt




Spin Block 001 ns (no sew line)
Spin Block 002 (double stitches)
Spin Feather Block 001




Chopsticks p2p 001 & 002



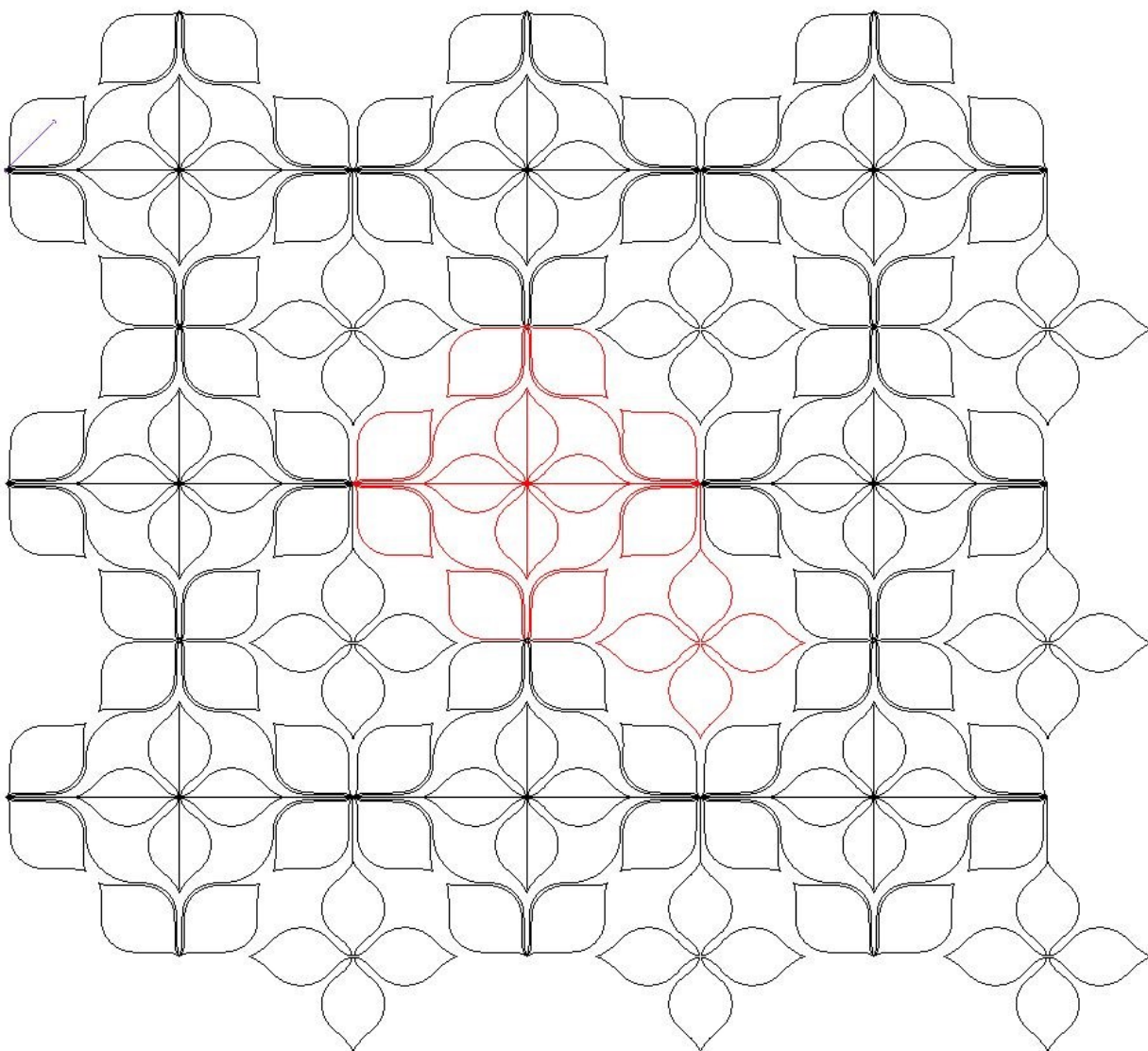
Triad p2p 001, 002, 003



Pie and Tarts Quilt Patterns



Modern Pano 010





Meet Your New Best Friend!

**School's Out!
More time to quilt!
\$60.00!**

Created by Sweet Dreams Quilt Studio,
Quilter's LightBox[®] software was designed to easily:

- Import photos of your quilt and/or quilt blocks.
- Import photos of quilt block pattern pictures.
- Preview quilting patterns superimposed over the quilt photos.
- Enlarge, reduce, copy, rotate, increase or decrease line widths, and adjust thread colors.
- Print pictures of the quilt/block with the patterns, and a list of the quilting pattern pictures used.
- Create a .zip file with all of the pictures for ease in emailing to quilt customers.
- AND NOW has a freehand feature, for those times when you want to doodle on your own!

The software includes over 9000 quilting pattern pictures and free monthly updates for quilting pattern pictures. The software is available for purchase online with immediate download, and also comes with a backup version on the DVD, along with the library of pattern pictures, delivered via USPS Priority Mail. DVD is shipped within 1 business day of order date. **Don't forget to download your free pattern pictures updates!!**

<http://www.quilterslightbox.com>

| Pattern Type | Size | Name of Existing Pattern for Modification | Name to be included in pattern | Attach good photos of quilt and blocks | Style you're going for. Other patterns you're using in the quilt, etc. |
|--|------|---|--------------------------------|--|--|
| Block #1 | | | | | |
| Block #2 | | | | | |
| Block #3 | | | | | |
| Border & Border Corner #1 | | | | | |
| Border & Border Corner #2 | | | | | |
| Border & Border Corner #3 | | | | | |
| Triangle-Equilateral (all sides equal and all angles are 60 degrees) | | | | | |
| Triangle-Isosceles (two equal sides and two equal angles) | | | | | |
| Triangle-Scalene (no equal sides & no equal angles) | | | | | |
| Sash | | | | | |
| Point-to-Point | | | | | |
| Edge-to-Edge—Directional | | | | | |
| Edge-to-edge-Non Directional | | | | | |
| Edge-to-Edge-Interlocking | | | | | |
| Edge-to-Edge-Squared | | | | | |

Important things to consider and include with your design request:

When you take photos of the quilt and/or quilt block, the camera should be parallel to the quilt (we need a straight on shot). If we have to draft out the block, it helps a lot to capture correct angles.

If you want an existing pattern modified, we need the exact pattern name. (We cannot modify another designer's pattern, so please don't ask us to do that.)

Style you're going for: If you want celtic, but don't tell us and we make floral, no one will be happy.

If you want a name included in the pattern, you need to double check the spelling before you submit the request. If you find out after the pattern has been designed that you requested the pattern with incorrect spelling, your submission of the correct name spelling goes to the end of the drawing list, causing a delay for you.

If your machine has a short throat, please make sure you tell us the largest amount of the fabric your machine has access to quilt. [PLEASE email your design requests \(you can follow up with a phone call, but it helps us to have the email.\)](#)

Favorite Longarm Supplies Vendors:

Updated

We've had many questions from new longarm quilters about the best places to buy their supplies. So, we thought we'd provide a list of our favorite vendors. This is not an exclusive list...you may already have other vendors who take care of your longarm supply needs...and we're not trying to convert anybody.

Superior Thread: I buy King Tut Thread in the 2000 yard cones, although they have poly thread as well. They sell wholesale only, so you'll need your sales tax certificate to set up an account. They have an amazing selection of thread. They have fabulous customer service and an easy online account set up process. They also ship internationally! <http://www.superiorthreads.com>

Checker Distributing: Wholesale Only.....I have rarely looked in vain for anything quilt related on their site. Shopping for supplies can be addicting! Shipping is charged on large items, but not on items such as pins, needles, thread, books, scissors, or most other notions. They do charge shipping on bolts of fabric, luggage, cutting mats, Ott Lights, etc. (They now carry Quilter's Dream Batting.....but only to customers outside of the United States.) <http://www.checkerdist.com>

SouthStar Supply Company: They have scissors, snips & holsters, bobbins, pattern making supplies, rotary cutters, mats, knives, sharpeners, notions, needles, pins, ergonomics, safety, & handling supplies, steamers, machine oil, spot lifters, silicone.....and they are very nice people to work with. <http://www.southstarsupply.com>

Quilter's Dream Batting: I have pretty much stopped purchasing rolls of batting. I find it easier to maintain an accurate inventory of batting, and it stores well. Unlike some packaged batting, I don't find that the QD batting is distorted, and so it doesn't require a trip through my dryer before I can use it. Some of my best friends who also have longarm quilting businesses stock packaged batting as well as batting on a roll. We agree that these people are easy to work with! <http://www.quiltersdreambatting.com>

Virginia Longarm: I buy the dress bag and the 3-sided zipper totes to deliver my quilts to customer. They bring their next quilt to me in their bag. When I arrive at our guild meetings, laden with my purple bags, people say it looks like Christmas. Their quilts stay clean and it adds a little extra class and professionalism to my business. <http://www.virginalongarm.com> or call 804-708-0741.

Wingspan Crafts: These are the people at MQX East who have the pre-shunk cotton batting (Katahdin) and the lovely 80/20 (Acadia). They were very nice to work with. <http://www.wingspancrafts.com>

Winline Textiles: These people were at MQS in Wichita. Their batting also feels very nice, has great consistency. They sent me home with two sample batts (a crib size and a twin size). I have used both sample batts and was very, very pleased. Visit them at: <http://www.winline.com>