



Club Notes:

Q Amber
May 2016




The hardwood floor is done!! It took me over two hours to clean all of the dust off the mantel and hearth, the bricks, and all the furniture in the living room. There is still quite a pile of leftover hardwood in the dining room, along with a bucket of tools, a small air compressor, boxes of staples, etc. Alan neatened it up quite a bit but said that there is no point in putting it all away until after he's done with the stairwell. I guess since all I really use the dining room for is a staging place for finished quilts (in their purple personalized quilt carriers) it's okay for now. Hopefully it will all be done in time for the next meal to be eaten in that room....Thanksgiving!

The graduation and wedding quilt tops are coming into my studio hand over fist. Kim's been keeping very busy making new patterns for these quilts. My absolute favorite new e2e is her "phone box pano 001 sq". Check it out....all of those Whovians will appreciate it!

Enjoy the patterns.
Kim and Janet


**The Amber May 2016 Archive contains 120 patterns,
including 45 panos, a retail value of \$1425.00.**




Pattern: 2016 f15 pano
Archive: Amber May 2016




Pattern: all sports pano 014
Archive: Amber May 2016




Pattern: andrew pano 001
Archive: Amber May 2016




Pattern: anzac pano 003
Archive: Amber May 2016




Pattern: april flower pano 001 sq
Archive: Amber May 2016



Pattern: astronuat pano 001
Archive: Amber May 2016




Pattern: atom peter pano 001
Archive: Amber May 2016




Pattern: bailey pano 001
Archive: Amber May 2016




Pattern: bison pano 002
Archive: Amber May 2016




Pattern: boston terrier pano 001
Archive: Amber May 2016




Pattern: butterfly flower pano 004
Archive: Amber May 2016




Pattern: car pano 002
Archive: Amber May 2016



Pattern: cassidy whirly pano 001
Archive: Amber May 2016



Pattern: circle heart pano 001
Archive: Amber May 2016




Pattern: coventry pano 001
Archive: Amber May 2016


Panos



Pattern: dean safari pano 002
Archive: Amber May 2016




Pattern: dg pano 001
Archive: Amber May 2016




Pattern: dollar pano 002
Archive: Amber May 2016




Pattern: ekg pano 002
Archive: Amber May 2016




Pattern: feather whirly pano 001
Archive: Amber May 2016




Pattern: flower pano alt 001
Archive: Amber May 2016



Pattern: flower pano alt 002
Archive: Amber May 2016



Pattern: ginas eyes pano 001
Archive: Amber May 2016



Pattern: iron pano 001
Archive: Amber May 2016



Pattern: nathan scout pano
Archive: Amber May 2016



Pattern: outer space pano 003
Archive: Amber May 2016



Pattern: phone box pano 001 sq
Archive: Amber May 2016




Pattern: qov german shep pano 001
Archive: Amber May 2016




Pattern: qov lab pano 001
Archive: Amber May 2016




Pattern: running shoe pano 001
Archive: Amber May 2016




Pattern: sasquatch footprint pano
Archive: Amber May 2016




Pattern: sasquatch in trees
Archive: Amber May 2016




Pattern: sdsu pano 001
Archive: Amber May 2016




Pattern: singapore name pano
Archive: Amber May 2016




Pattern: softball and bball pano 001
Archive: Amber May 2016




Pattern: sportsmans pano 001
Archive: Amber May 2016




Pattern: sunbonnet sue pano 001
Archive: Amber May 2016



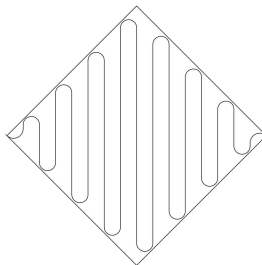
Pattern: trellis pano 003
Archive: Amber May 2016



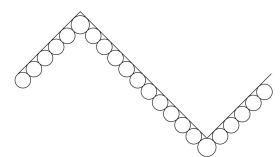
Pattern: trellis pano 004
Archive: Amber May 2016



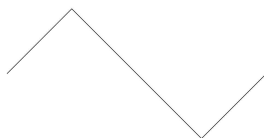
Pattern: underwater pano 005
Archive: Amber May 2016



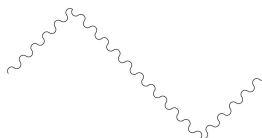
Pattern: waffle pano 001
Archive: Amber May 2016



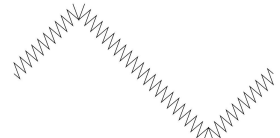
Pattern: zig zag match fzz3 001
Archive: Amber May 2016



Pattern: zig zag match fzz3 002
Archive: Amber May 2016



Pattern: zig zag match fzz3 003
Archive: Amber May 2016



Pattern: zig zag match fzz3 004
Archive: Amber May 2016

The New April Flower Border and Border Corner Patterns






Choose 1 border corner
and concatenate any or all
of the flower borders to
go with it.




Choose 1 border corner
and it's matching
flower border.




Use any to all border patterns and create an alternating, concatenating panograph


Triple Irish Chain Patterns



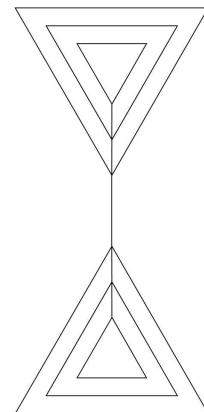

X Block Patterns



The zig zag match fxx3 patterns (001, 002, 003, 004) are shown in black below. These were designed to be used along with another pattern (feather zig zag 3) released in May 2015 .



Curls hex 001 and Curls hex element 001





Which Doctor was Your Favorite?



Meet Your New Best Friend!

**Back to School
means more time
to quilt! \$60.00!**

Created by Sweet Dreams Quilt Studio,
Quilter's LightBox[®] software was designed to easily:

- Import photos of your quilt and/or quilt blocks.
- Import photos of quilt block pattern pictures.
- Preview quilting patterns superimposed over the quilt photos.
- Enlarge, reduce, copy, rotate, increase or decrease line widths, and adjust thread colors.
- Print pictures of the quilt/block with the patterns, and a list of the quilting pattern pictures used.
- Create a .zip file with all of the pictures for ease in emailing to quilt customers.
- AND NOW has a freehand feature, for those times when you want to doodle on your own!

The software includes over 9000 quilting pattern pictures and free monthly updates for quilting pattern pictures. The software is available for purchase online with immediate download, and also comes with a backup version on the DVD, along with the library of pattern pictures, delivered via USPS Priority Mail. DVD is shipped within 1 business day of order date. **Don't forget to download your free pattern pictures updates!!**

<http://www.quilterslightbox.com>

Pattern Type	Size	Name of Existing Pattern for Modification	Name to be included in pattern	Attach good photos of quilt and blocks	Style you're going for. Other patterns you're using in the quilt, etc.
Block #1					
Block #2					
Block #3					
Border & Border Corner #1					
Border & Border Corner #2					
Border & Border Corner #3					
Triangle-Equilateral (all sides equal and all angles are 60 degrees)					
Triangle-Isosceles (two equal sides and two equal angles)					
Triangle-Scalene (no equal sides & no equal angles)					
Sash					
Point-to-Point					
Edge-to-Edge—Directional					
Edge-to-edge-Non Directional					
Edge-to-Edge-Interlocking					
Edge-to-Edge-Squared					

Important things to consider and include with your design request:

When you take photos of the quilt and/or quilt block, the camera should be parallel to the quilt (we need a straight on shot). If we have to draft out the block, it helps a lot to capture correct angles.

If you want an existing pattern modified, we need the exact pattern name. (We cannot modify another designer's pattern, so please don't ask us to do that.)

Style you're going for: If you want celtic, but don't tell us and we make floral, no one will be happy.

If you want a name included in the pattern, you need to double check the spelling before you submit the request. If you find out after the pattern has been designed that you requested the pattern with incorrect spelling, your submission of the correct name spelling goes to the end of the drawing list, causing a delay for you.

If your machine has a short throat, please make sure you tell us the largest amount of the fabric your machine has access to quilt. [PLEASE email your design requests \(you can follow up with a phone call, but it helps us to have the email.\)](#)

Favorite Longarm Supplies Vendors:

Updated

We've had many questions from new longarm quilters about the best places to buy their supplies. So, we thought we'd provide a list of our favorite vendors. This is not an exclusive list...you may already have other vendors who take care of your longarm supply needs...and we're not trying to convert anybody.

Superior Thread: I buy King Tut Thread in the 2000 yard cones, although they have poly thread as well. They sell wholesale only, so you'll need your sales tax certificate to set up an account. They have an amazing selection of thread. They have fabulous customer service and an easy online account set up process. They also ship internationally! <http://www.superiorthreads.com>

Checker Distributing: Wholesale Only.....I have rarely looked in vain for anything quilt related on their site. Shopping for supplies can be addictive! Shipping is charged on large items, but not on items such as pins, needles, thread, books, scissors, or most other notions. They do charge shipping on bolts of fabric, luggage, cutting mats, Ott Lights, etc. (They now carry Quilter's Dream Batting.....but only to customers outside of the United States.) <http://www.checkerdist.com>

SouthStar Supply Company: They have scissors, snips & holsters, bobbins, pattern making supplies, rotary cutters, mats, knives, sharpeners, notions, needles, pins, ergonomics, safety, & handling supplies, steamers, machine oil, spot lifters, silicone.....and they are very nice people to work with. <http://www.southstarsupply.com>

Quilter's Dream Batting: I have pretty much stopped purchasing rolls of batting. I find it easier to maintain an accurate inventory of batting, and it stores well. Unlike some packaged batting, I don't find that the QD batting is distorted, and so it doesn't require a trip through my dryer before I can use it. Some of my best friends who also have longarm quilting businesses stock packaged batting as well as batting on a roll. We agree that these people are easy to work with! <http://www.quiltersdreambatting.com>

Virginia Longarm: I buy the dress bag and the 3-sided zipper totes to deliver my quilts to customer. They bring their next quilt to me in their bag. When I arrive at our guild meetings, laden with my purple bags, people say it looks like Christmas. Their quilts stay clean and it adds a little extra class and professionalism to my business. <http://www.virginalongarm.com> or call 804-708-0741.

Wingspan Crafts: These are the people at MQX East who have the pre-shunk cotton batting (Katahdin) and the lovely 80/20 (Acadia). They were very nice to work with. <http://www.wingspancrafts.com>

Winline Textiles: These people were at MQS in Wichita. Their batting also feels very nice, has great consistency. They sent me home with two sample batts (a crib size and a twin size). I have used both sample batts and was very, very pleased. Visit them at: <http://www.winline.com>