



# Club Notes:



Citrine  
JANUARY  
2018

Greetings!

BRRRR....what a cold way to usher out 2017! Temperatures in the single digits with wind chills in the negatives! Time to break out the Ugg Boots and the CuddleDugs long underwear!

This has been the first year in many, many years where I have NOT been cranking out customer quilts right up until Christmas Eve! In fact, I shut off both on my Statlers and haven't even gone into my sewing room to piece anything for days. It's COLD down there, too!

Kim has her Dad and youngest brother staying with her over Christmas, with a trip to Mayo Clinic scheduled for January 1st. Lloyd's health continues to be rather fragile, and Kim has her hands full taking care of him. Lloyd spiked a fever last evening which brought hallucinations and therefore the ambulance took him off to the hospital. Most of the tests came back negative, but he does have a bladder infection and the radiologist believes he also has the beginning of pneumonia. He's on antibiotics, so hopefully by January 1st, he'll be in good enough shape for his procedure.

The transmission went out in Jordan's Jeep Liberty, and so Alan is making arrangements to get that fixed. It's not likely to be done in time for school to start again, so she's faced with either driving the GMC pickup (or riding the school bus). Wonder which method of transportation she'll choose? :)

You'll notice that there are about 40 patterns more than usual this month, and might wonder about all the word patterns. For those in the USA, these patterns might be useful, as they are different versions of the Pledge of Allegiance. Kim made them for a Vietnam Veteran who now only quilts Quilts of Valor quilts on his wife's longarm. I actually used some of them on a QOV quilt myself last week!


Enjoy the patterns....and stay warm!

Kim and Janet

**The Citrine January 2018 Archive contains 173 patterns,  
including 87 panos, a retail value of \$2165.00.**


## Sweet Dreams Quilt Studio's Block of the Month

Kim has designed a whole cloth quilt: ***Bouquet de Fleurs***. Each month, CJC members will receive one of the blocks in the quilt (depending on which one she has actually finished and sewable). These patterns can be used to create the whole cloth quilt, but can also be used to quilt a quilt block. As long as you remain in the Crown Jewels Club, you will receive all of the patterns for this whole cloth quilt. As a reward for your perseverance, there will also be a surprise at the end of the BOM!



# Bouquet de Fleurs

## BOM #11





# Multi Sized Panos...

## What's up with those, anyway?

Kim has developed an ongoing series of multi-sized panos. Almost every week, one of my longarm quilt business customer chooses a very simple and linear e2e pattern for me to quilt on their quilt. They are easy to set up, quilt out pretty fast, but only quilt about 3 or 4 inches across the quilt in one pass. That means that I have to hover over the quilt, not getting more than 5 feet away from the machine because it's going to require me to reset at the end of each pass very quickly. Now, I know that with my Statler software, I can build a couple of rows, change the sew order and connect them at the ends of the passes. That takes a lot of time. So, Kim is making "belly bar" worth of passes for a number of different e2e designs. (These are also really easy to audition on your Quilter's LightBox software.)

Measure your quilt as it is loaded on the machine. Choose the multi size pattern closest in width to your quilt width. With Statler software I can still use E2E Mode and place two pins. It doesn't matter that the start and end of the belly bar are not on the same horizontal setting. You need to look carefully at your set up to make sure that you only have one repeat showing. If you have more than one repeat showing, you can either manually change it back to one repeat and adjust the pattern sizing, or if you try that and don't like the way it looks, select the next multi size pattern up in width.

For those quilters who have machines with shorter throats, Kim is working on some extended pattern versions suitable for those machines. If you have particular patterns for which you'd like to have an extended version, send us an email and we'll add your request to the list!

### Shrinkage with the Multi Sized Panos

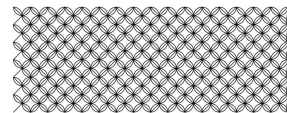






When using any intensely detailed quilting pattern, what is one of the biggest sources of frustration (aside from running out of bobbin before the end of the row)? Shrinkage, right? You are likely to run into shrinkage issues when using the larger sizes of Kim's Multi Sized Panos, too. You may already know how to minimize shrinkage, but if not, here are a few tips:

- 1) Use low loft batting.
- 2) Keep good tension on the quilt sandwich.
- 3) Use the largest stitch per inch setting you can, without sacrificing aesthetics.
- 4) Keep your tension set as loose as possible, without sacrificing stitch quality.

And, to adjust for shrinkage, be prepared to measure for shrinkage, and adjust the placement of future rows to accommodate that shrinkage.






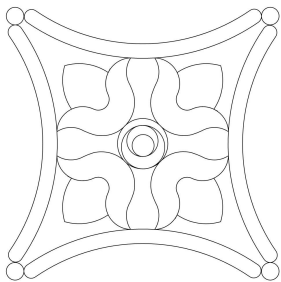

# Extended Panos







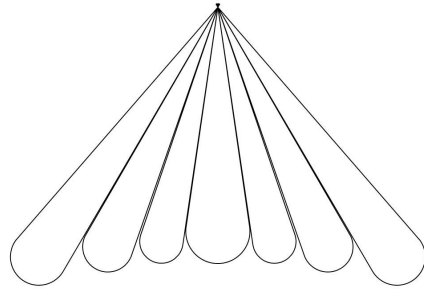

**It is worth mentioning that not every longarm machine “likes” extended panos. I run two Statlers, and one of them has no difficulty at all running from right to left, while the other one doesn’t behave well at all traveling from right to left.**

**Practice on a piece of muslin before you queue up an extra large version of an extended pano. Takes a bit of time to practice, but not as much time as managing thread breaks or “frogging”.**

# Tiny Tulip Patterns




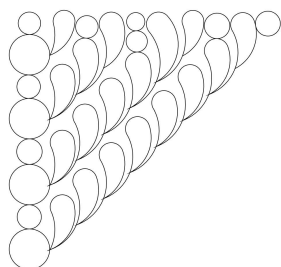


# Wild Rose Patterns




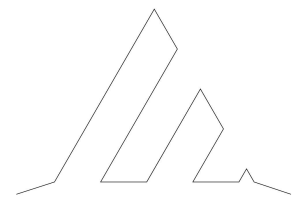

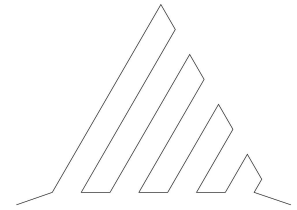



# Triple Friend Patterns

Fanciful feather border 001 and fanciful feather brd crn 001  
One border to fit both borders at the same time



# Mazed Pattern



## **Pledge of Allegiance patterns come in various formats:**







- All in one pattern using no-sew lines (jump stitches) to connect the words,
- One line of poem per pattern,
- Individual words patterns,
- Mixed Case words patterns.


With all these options, you ought to be able to find at least one format you can use.

*I Pledge Allegiance To The Flag  
Of The United States Of America,  
And To The Republic For Which It Stands,  
One Nation Under God, Indivisible,  
With Liberty And Justice For All*



# Misc. Christmas Patterns





# Meet Your New Best Friend!

**Summer is Here  
More time to quilt!  
\$60.00!**

Created by Sweet Dreams Quilt Studio,  
Quilter's LightBox® software was designed to easily:

- Import photos of your quilt and/or quilt blocks.
- Import photos of quilt block pattern pictures.
- Preview quilting patterns superimposed over the quilt photos.
- Enlarge, reduce, copy, rotate, increase or decrease line widths, and adjust thread colors.
- Print pictures of the quilt/block with the patterns, and a list of the quilting pattern pictures used.
- Create a .zip file with all of the pictures for ease in emailing to quilt customers.
- Freehand feature, for those times when you want to doodle on your own!
- And now you can fade out the quilt image behind your pattern layout to better view the patterns.

The software includes over 9000 quilting pattern pictures and free monthly updates for quilting pattern pictures. The software is available for purchase online with immediate download, and also comes with a backup version on the DVD, along with the library of pattern pictures, delivered via USPS Priority Mail. DVD is shipped within 1 business day of order date. **Don't forget to download your free pattern pictures updates!!**

<http://www.quilterslightbox.com>

Pattern Type	Size	Name of Existing Pattern for Modification	Name to be included in pattern	Attach good photos of quilt and blocks	Style you're going for. Other patterns you're using in the quilt, etc.
Block #1					
Block #2					
Block #3					
Border & Border Corner #1					
Border & Border Corner #2					
Border & Border Corner #3					
Triangle-Equilateral (all sides equal and all angles are 60 degrees)					
Triangle-Isosceles (two equal sides and two equal angles)					
Triangle-Scalene (no equal sides & no equal angles)					
Sash					
Point-to-Point					
Edge-to-Edge—Directional					
Edge-to-edge-Non Directional					
Edge-to-Edge-Interlocking					
Edge-to-Edge-Squared					

### Important things to consider and include with your design request:

When you take photos of the quilt and/or quilt block, the camera should be parallel to the quilt (we need a straight on shot). If we have to draft out the block, it helps a lot to capture correct angles.

If you want an existing pattern modified, we need the exact pattern name. (We cannot modify another designer's pattern, so please don't ask us to do that.)

Style you're going for: If you want celtic, but don't tell us and we make floral, no one will be happy.

If you want a name included in the pattern, you need to double check the spelling before you submit the request. If you find out after the pattern has been designed that you requested the pattern with incorrect spelling, your submission of the correct name spelling goes to the end of the drawing list, causing a delay for you.

If your machine has a short throat, please make sure you tell us the largest amount of the fabric your machine has access to quilt. **PLEASE [email your design requests](#) (you can follow up with a phone call, but it helps us to have the email.)**



# Favorite Longarm Supplies Vendors:

Updated

We've had many questions from new longarm quilters about the best places to buy their supplies. So, we thought we'd provide a list of our favorite vendors. This is not an exclusive list....you may already have other vendors who take care of your longarm supply needs...and we're not trying to convert anybody.

**Superior Thread:** I buy King Tut Thread in the 2000 yard cones, although they have poly thread as well. They sell wholesale only, so you'll need your sales tax certificate to set up an account. They have an amazing selection of thread. They have fabulous customer service and an easy online account set up process. They also ship internationally! <http://www.superiorthreads.com>

**Checker Distributing:** Wholesale Only.....I have rarely looked in vain for anything quilt related on their site. Shopping for supplies can be addicting! Shipping is charged on large items, but not on items such as pins, needles, thread, books, scissors, or most other notions. They do charge shipping on bolts of fabric, luggage, cutting mats, Ott Lights, etc. (They now carry Quilter's Dream Batting.....but only to customers outside of the United States.) <http://www.checkerdist.com>

**SouthStar Supply Company:** They have scissors, snips & holsters, bobbins, pattern making supplies, rotary cutters, mats, knives, sharpeners, notions, needles, pins, ergonomics, safety, & handling supplies, steamers, machine oil, spot lifters, silicone.....and they are very nice people to work with.  
<http://www.southstarsupply.com>
















**Quilter's Dream Batting:** I have pretty much stopped purchasing rolls of batting. I find it easier to maintain an accurate inventory of batting, and it stores well. Unlike some packaged batting, I don't find that the QD batting is distorted, and so it doesn't require a trip through my dryer before I can use it. Some of my best friends who also have longarm quilting businesses stock packaged batting as well as batting on a roll. We agree that these people are easy to work with! <http://www.quiltersdreambatting.com>

**Virginia Longarm:** I buy the dress bag and the 3-sided zipper totes to deliver my quilts to customer. They bring their next quilt to me in their bag. When I arrive at our guild meetings, laden with my purple bags, people say it looks like Christmas. Their quilts stay clean and it adds a little extra class and professionalism to my business.  
<http://www.virginialongarm.com> or call 804-708-0741.
















**Wingspan Crafts:** These are the people at MQX East who have the pre-shunk cotton batting (Katahdin) and the lovely 80/20 (Acadia). They were very nice to work with.  
<http://www.wingspancrafts.com>


**Winline Textiles:** These people were at MQS in Wichita. Their batting also feels very nice, has great consistency. They sent me home with two sample batts (a crib size and a twin size). I have used both sample batts and was very, very pleased. Visit them at: <http://www.winetextiles.com>  
Wholesale prices available!

# Longarm Tip of the Month


 <p><b>Pattern: 2018 pano</b> Archive: Citrine January 2018</p>	 <p><b>Pattern: 2019 pano</b> Archive: Citrine January 2018</p>	 <p><b>Pattern: 2020 pano</b> Archive: Citrine January 2018</p>
 <p><b>Pattern: 2021 pano</b> Archive: Citrine January 2018</p>	 <p><b>Pattern: 2022 pano</b> Archive: Citrine January 2018</p>	 <p><b>Pattern: ahs pano 001</b> Archive: Citrine January 2018</p>
 <p><b>Pattern: all sports 014</b> Archive: Citrine January 2018</p>	 <p><b>Pattern: ballet music pano 001</b> Archive: Citrine January 2018</p>	 <p><b>Pattern: baseball yantzer</b> Archive: Citrine January 2018</p>
 <p><b>Pattern: bbp flower pano 001 large</b> Archive: Citrine January 2018</p>	 <p><b>Pattern: bbp flower pano 001 medi-</b> Archive: Citrine January 2018</p>	 <p><b>Pattern: bbp flower pano 001 small</b> Archive: Citrine January 2018</p>
 <p><b>Pattern: bbp flower pano 001 xlarge</b> Archive: Citrine January 2018</p>	 <p><b>Pattern: bbp flower pano 001 xsmall</b> Archive: Citrine January 2018</p>	 <p><b>Pattern: bbp hearts pano 001 large</b> Archive: Citrine January 2018</p>




 <p><b>Pattern: bbp hearts pano 001 medi-</b> Archive: Citrine January 2018</p>	 <p><b>Pattern: bbp hearts pano 001 small</b> Archive: Citrine January 2018</p>	 <p><b>Pattern: bbp hearts pano 001 xlarge</b> Archive: Citrine January 2018</p>
 <p><b>Pattern: bbp hearts pano 001 xsmall</b> Archive: Citrine January 2018</p>	 <p><b>Pattern: bbp paisley circles 001</b> Archive: Citrine January 2018</p>	 <p><b>Pattern: bbp paisley pano 001</b> Archive: Citrine January 2018</p>
 <p><b>Pattern: bbp stars pano 001 large</b> Archive: Citrine January 2018</p>	 <p><b>Pattern: bbp stars pano 001 medium</b> Archive: Citrine January 2018</p>	 <p><b>Pattern: bbp stars pano 001 small</b> Archive: Citrine January 2018</p>
 <p><b>Pattern: bbp stars pano 001 xlarge</b> Archive: Citrine January 2018</p>	 <p><b>Pattern: bbp stars pano 001 xsmall</b> Archive: Citrine January 2018</p>	 <p><b>Pattern: blowing leaves 004</b> Archive: Citrine January 2018</p>
 <p><b>Pattern: bmx bike pano</b> Archive: Citrine January 2018</p>	 <p><b>Pattern: butterfly pano 2018</b> Archive: Citrine January 2018</p>	 <p><b>Pattern: chicken parade pano 001</b> Archive: Citrine January 2018</p>




**Pattern: dana pano 002**  
Archive: Citrine January 2018




**Pattern: dino circle pano 001**  
Archive: Citrine January 2018



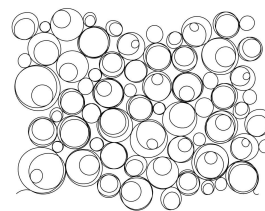
**Pattern: dino circle pano 002**  
Archive: Citrine January 2018




**Pattern: dino circle pano 003**  
Archive: Citrine January 2018



**Pattern: dino circle pano 004**  
Archive: Citrine January 2018



**Pattern: dino circle pano 005**  
Archive: Citrine January 2018



**Pattern: don pano 001**  
Archive: Citrine January 2018



**Pattern: double line sa pano 001**  
Archive: Citrine January 2018



**Pattern: double line sa pano 001 med**  
Archive: Citrine January 2018




**Pattern: double line sa pano 001**  
Archive: Citrine January 2018



**Pattern: double line sa pano 001**  
Archive: Citrine January 2018



**Pattern: double line sa pano 001**  
Archive: Citrine January 2018



**Pattern: feather pearls pano 001**  
Archive: Citrine January 2018



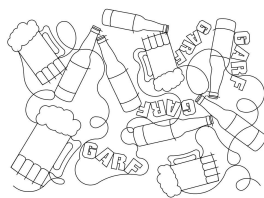
**Pattern: fern pano 001**  
Archive: Citrine January 2018



**Pattern: ffa pano 002**  
Archive: Citrine January 2018



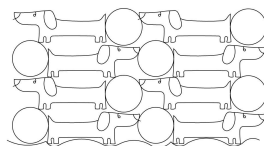
**Pattern: fiesta flower pano 001**  
Archive: Citrine January 2018




**Pattern: garf pano 001**  
Archive: Citrine January 2018




**Pattern: go sd pano 001**  
Archive: Citrine January 2018




**Pattern: goofy dog pano 001**  
Archive: Citrine January 2018



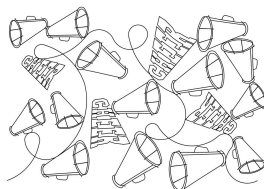
**Pattern: large leaf pano 001**  
Archive: Citrine January 2018




**Pattern: leaf pano 016**  
Archive: Citrine January 2018



**Pattern: matilda pano 001 sq**  
Archive: Citrine January 2018



**Pattern: megaphone pano 002**  
Archive: Citrine January 2018



**Pattern: military pano 002**  
Archive: Citrine January 2018




**Pattern: modulating flower pano 001**  
Archive: Citrine January 2018



**Pattern: modulating flower pano 001**  
Archive: Citrine January 2018



**Pattern: modulating flower pano 001**  
Archive: Citrine January 2018










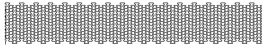
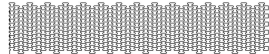
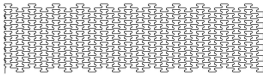

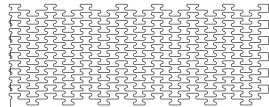



**Pattern: modulating flower pano 001**  
Archive: Citrine January 2018















**Pattern: modulating flower pano 001**  
Archive: Citrine January 2018



**Pattern: old truck pano 001**  
Archive: Citrine January 2018

 <p><b>Pattern: paisley seaweed pano 001</b> Archive: Citrine January 2018</p>	 <p><b>Pattern: parker pano 003</b> Archive: Citrine January 2018</p>	 <p><b>Pattern: sashiko pano 010 large</b> Archive: Citrine January 2018</p>
 <p><b>Pattern: sashiko pano 010 medium</b> Archive: Citrine January 2018</p>	 <p><b>Pattern: sashiko pano 010 small</b> Archive: Citrine January 2018</p>	 <p><b>Pattern: sashiko pano 010 xlarge</b> Archive: Citrine January 2018</p>
 <p><b>Pattern: sashiko pano 010 xsmall</b> Archive: Citrine January 2018</p>	 <p><b>Pattern: sashiko pano 011 large</b> Archive: Citrine January 2018</p>	 <p><b>Pattern: sashiko pano 011 medium</b> Archive: Citrine January 2018</p>
 <p><b>Pattern: sashiko pano 011 small</b> Archive: Citrine January 2018</p>	 <p><b>Pattern: sashiko pano 011 xlarge</b> Archive: Citrine January 2018</p>	 <p><b>Pattern: sashiko pano 011 xsmall</b> Archive: Citrine January 2018</p>
 <p><b>Pattern: sashiko pano 012 large</b> Archive: Citrine January 2018</p>	 <p><b>Pattern: sashiko pano 012 medium</b> Archive: Citrine January 2018</p>	 <p><b>Pattern: sashiko pano 012 small</b> Archive: Citrine January 2018</p>

 <p><b>Pattern: sashiko pano 012 xlarge</b> Archive: Citrine January 2018</p>	 <p><b>Pattern: sashiko pano 012 xsmall</b> Archive: Citrine January 2018</p>	 <p><b>Pattern: sashiko pano 013 large</b> Archive: Citrine January 2018</p>
 <p><b>Pattern: sashiko pano 013 medium</b> Archive: Citrine January 2018</p>	 <p><b>Pattern: sashiko pano 013 small</b> Archive: Citrine January 2018</p>	 <p><b>Pattern: sashiko pano 013 xlarge</b> Archive: Citrine January 2018</p>
 <p><b>Pattern: sashiko pano 013 xsmall</b> Archive: Citrine January 2018</p>	 <p><b>Pattern: spring pano 003 sq</b> Archive: Citrine January 2018</p>	 <p><b>Pattern: stella pano 001 sq</b> Archive: Citrine January 2018</p>
 <p><b>Pattern: tasmanian pano 001</b> Archive: Citrine January 2018</p>	 <p><b>Pattern: unrelated items pano 001</b> Archive: Citrine January 2018</p>	 <p><b>Pattern: vballs fballs swimmer pano</b> Archive: Citrine January 2018</p>
	