



# Club Notes:



Coral  
JUNE  
2019



This past winter, I purchased a pie safe listed on Facebook Marketplace and my husband and I traveled to Des Moines, IA to pick it up. This past weekend, I stripped off the many layers of dark stain and varnish, and was surprised to discover that it had been in a fire. I suspect that somebody placed a lighted candle inside the piece on the top shelf. Not sure if you can see, but there are ventilation holes on the side panels. After posting the burned discovery on Facebook, and mulling it over from different angles, I decided to apply a light stain (Minwax Puritan Pine) and finish with a coat of polyurethane sealer (inside and out). I ordered glass door pulls, and decided to replace the glass in the doors with 1/4" gridded hardware cloth (basically, a form of screen). It's going to be a very rustic piece! I plan to display some 1920's vintage sewing machine heads in the bottom section and folded quilts in the top section. My husband is still kind of scratching his head over having it in our living room. He also got an old Coats and Clark Thread Chest for me for my 60th birthday. I bought a

wrought iron stand from an old treadle sewing machine to use as the base for the thread cabinet. Now....should I indulge my mid-to-high level thread addiction and fill it with new thread purchases, or just re-home all of my current collection of applique thread?

It has been such a busy time for Kim and I....my youngest just finished her first year of college and moved back home (and that has been an adjustment for all of us!). My oldest daughter, son-in-law, and grandson just closed on their old house and their new house on the May 14th, and we moved their stuff out of storage into their house while Caitlin was giving a presentation on the Honey Bee project she developed for her 4th grade class at Stanford University in California, so she wasn't even a part of the move. (That might have been the best thing for her AND the movers). Since then we have all been cleaning and painting the new house and they have discovered the joys of having several acres of lawn to keep mowed in a well-hydrated spring while they keep up with their two 100 lb black Labradors and their 2.5 year old son, and still teach school full time. Today was their last day of school, so let the summer projects begin.

Kim designed a new Block of the Month quilt called "Thoroughly Modern Christmas" which Crown Jewels Club members will receive beginning July 2019. You'll get the cutting and piecing instructions each month as well as the quilting designs for that portion. I tested the pattern myself, with marathon piecing sessions and one 3 day quilt retreat! There were mistakes along the way (which have been corrected, so YOU don't have to experience them). Photos of the quilt (and yardage requirements) are in this newsletter.


Enjoy the patterns!

Janet & Kim



**The Coral June 2019 Archive contains 1107 patterns,  
including 54 panos, a retail value of \$1340.00.**

# New Border and Corner Patterns




## Legal Stuff:

We are delighted to have you publish images of the Sweet Dreams Quilt Studio patterns you have on your websites, blogspots, or even Pinterest to advertise the pattern selection you have from which your customers can choose. We require that those images are accompanied by our copyright information. If you already have images of our patterns published, please add the below copyright information to them.


© **Kim Diamond, Sweet Dreams Quilt Studio 2019**

# At Midnight REA Cornerstone



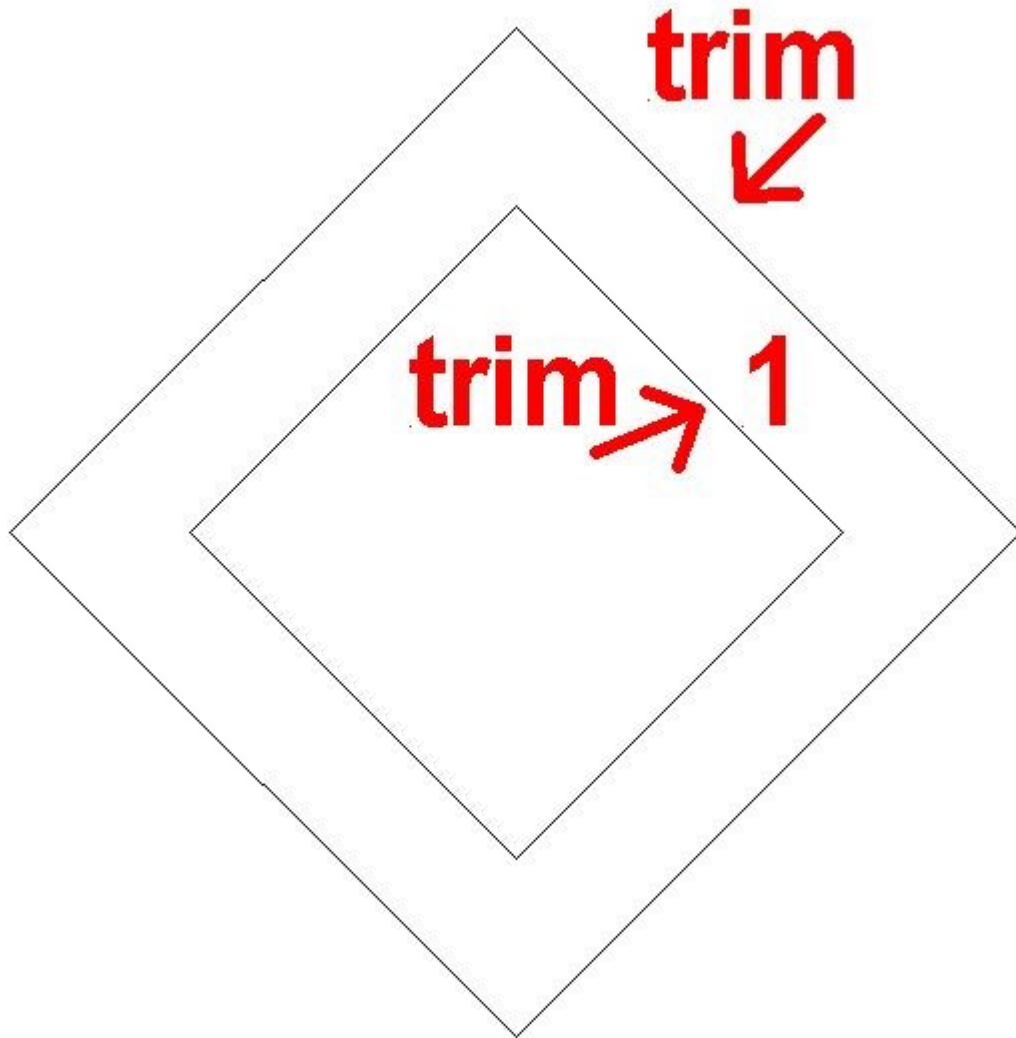
*See the stitch maps*

# At Midnight REA Cornerstone

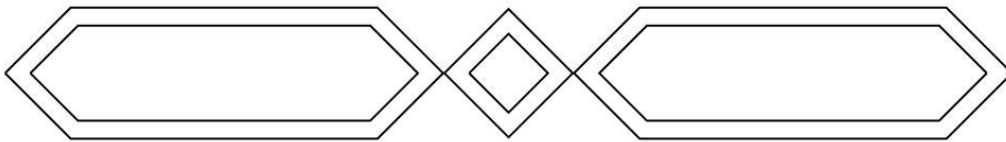


*See the stitch maps*

At Midnight REA Brd Element 001  
Stitch Map

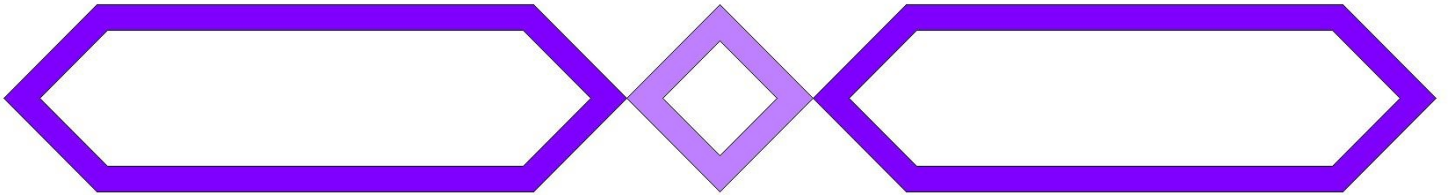


# At Midnight REA Sash



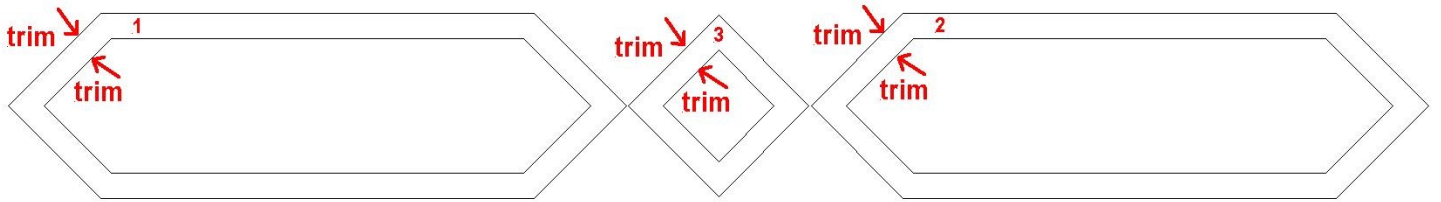
*See the stitch maps*

# At Midnight REA Sash




*See the stitch maps*

# At Midnight REA Sash





# At Midnight Brd Crn Element




*See the stitch maps*

## At Midnight REA Brd Crn Element

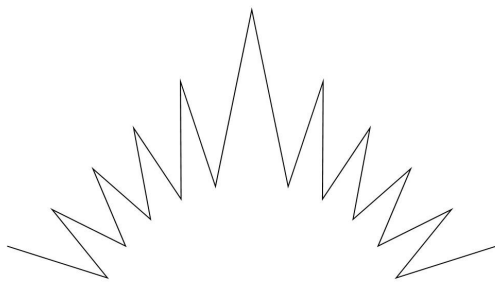
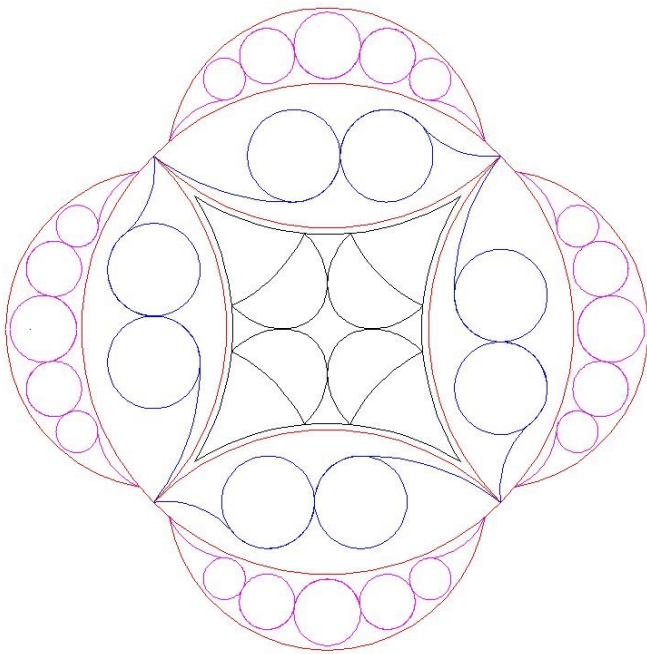


*See the stitch maps*

# At Midnight REA Brd Crn Element

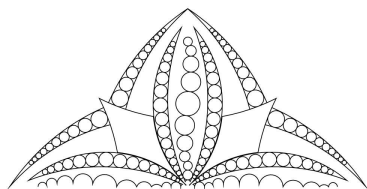











# Her Majesty Quilt Patterns


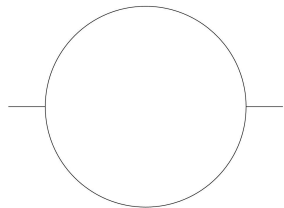
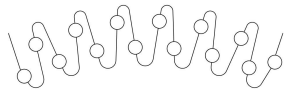
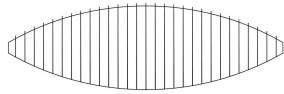
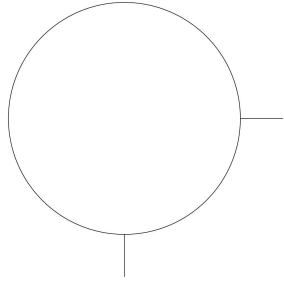


# Modern Millie Patterns




(ornamental patterns to fit a variety of blocks)




# Sew Kind of Wonderful Urban Elements Quilt Patterns



# Extended Width Panos





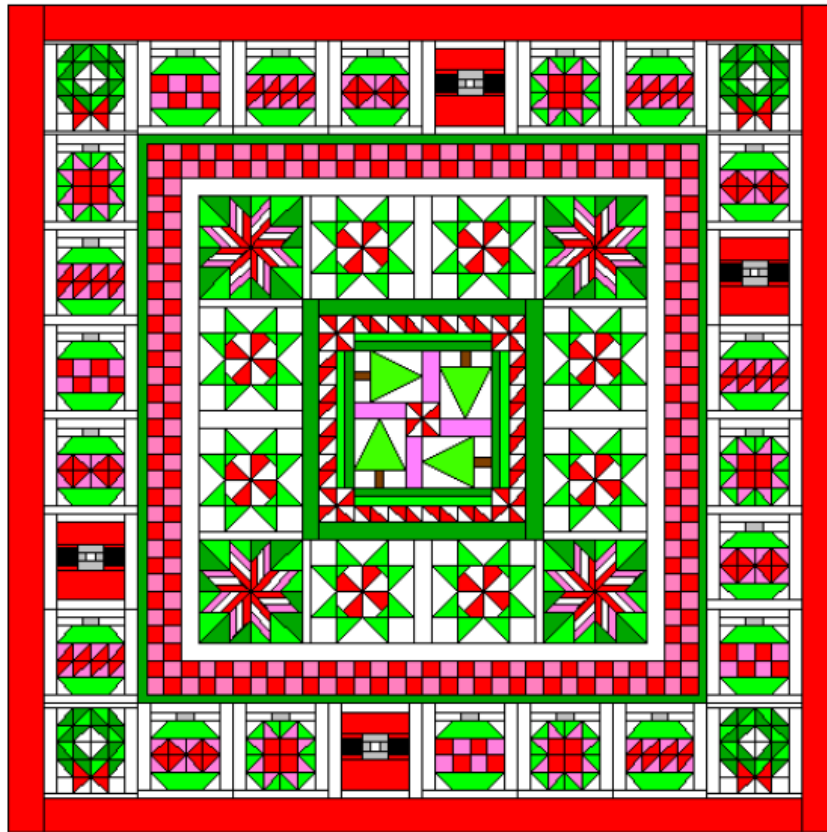
I do a lot of Quilts of Valor quilts, so I'm excited about these last two extended width patterns!



# Thoroughly Modern Christmas BOM Quilt

Starts July 2019

All Crown Jewels Club members are automatically enrolled




Finished Quilt Measures 96" x 96"

## Fabric Requirements

- 6 yards solid white background fabric
- 4 yards red
- 1 yard dark green
- 3 yards lime green
- 3 yards hot pink
- Fat quarter of black
- Scrap of brown
- Fat quarter of silver
- .75 yard binding
- 9 yards of backing

This will replace the At Midnight Whole Cloth quilt (which finished with the patterns released this month). If you stick with the Crown Jewels Club, and actually piece the blocks each month, you should have a month to quilt and bind this quilt in plenty of time for Christmas 2020.



## Created by Sweet Dreams Quilt Studio, Quilter's LightBox® software was designed to easily:

- Import photos of your quilt and/or quilt blocks.
- Import photos of quilt block pattern pictures.
- Preview quilting patterns superimposed over the quilt photos.
- Enlarge, reduce, copy, rotate, increase or decrease line widths, and adjust thread colors.
- Print pictures of the quilt/block with the patterns, and a list of the quilting pattern pictures used.
- Create a .zip file with all of the pictures for ease in emailing to quilt customers.
- Freehand feature, for those times when you want to doodle on your own!
- And now you can fade out the quilt image behind your pattern layout to better view the patterns.

The software includes over 9000 quilting pattern pictures and free monthly updates for quilting pattern pictures. The software is available for purchase online with immediate download, and also comes with a backup version on the DVD, along with the library of pattern pictures, delivered via USPS Priority Mail. DVD is shipped within 1 business day of order date. **Don't forget to download your free pattern pictures updates!!**

Now available at **no cost** to you. Log into your profile on the Sweet Dreams Quilt Studio website and download the software. If you want the DVD (which contains the software AND the 1st 9000 Sweet Dreams Quilt Studio images) there is a small shipping fee.

# Favorite Longarm Supplies Vendors:

Updated

We've had many questions from new longarm quilters about the best places to buy their supplies. So, we thought we'd provide a list of our favorite vendors. This is not an exclusive list....you may already have other vendors who take care of your longarm supply needs...and we're not trying to convert anybody.

**Superior Thread:** I buy King Tut Thread in the 2000 yard cones, although they have poly thread as well. They sell wholesale (you'll need your sales tax certificate to set up a wholesale account). They also sell retail (at a higher price). They have an amazing selection of thread. They have fabulous customer service and an easy online account set up process. They also ship internationally!  
<http://www.superiorthreads.com>

**Checker Distributing:** Wholesale Only.....I have rarely looked in vain for anything quilt related on their site. Shopping for supplies can be addicting! Shipping is charged on large items, but not on items such as pins, needles, thread, books, scissors, or most other notions. They do charge shipping on bolts of fabric, luggage, cutting mats, Ott Lights, etc. (They now carry Quilter's Dream Batting.....but only to customers outside of the United States.) <http://www.checkerdist.com>

**SouthStar Supply Company:** They have scissors, snips & holsters, bobbins, pattern making supplies, rotary cutters, mats, knives, sharpeners, notions, needles, pins, ergonomics, safety, & handling supplies, steamers, machine oil, spot lifters, silicone.....and they are very nice people to work with.  
<http://www.southstarsupply.com>


**Quilter's Dream Batting:** I have pretty much stopped purchasing rolls of batting. I find it easier to maintain an accurate inventory of batting, and it stores well. Unlike some packaged batting, I don't find that the QD batting is distorted, and so it doesn't require a trip through my dryer before I can use it. Some of my best friends who also have longarm quilting businesses stock packaged batting as well as batting on a roll. We agree that these people are easy to work with! <http://www.quiltersdreambatting.com>

**Virginia Longarm:** I buy the dress bag and the 3-sided zipper totes to deliver my quilts to customer. They bring their next quilt to me in their bag. When I arrive at our guild meetings, laden with my purple bags, people say it looks like Christmas. Their quilts stay clean and it adds a little extra class and professionalism to my business.  
<http://www.virginialongarm.com> or call 804-708-0741.

**Wingspan Crafts:** These are the people at MQX East who have the pre-shunk cotton batting (Katahdin) and the lovely 80/20 (Acadia). They were very nice to work with.  
<http://www.wingspancrafts.com>

**Winline Textiles:** These people were at MQS in Wichita. Their batting also feels very nice, has great consistency. They sent me home with two sample batts (a crib size and a twin size). I have used both sample batts and was very, very pleased. Visit them at: <http://www.winlinetextiles.com>  
Wholesale prices available!


# Panos




**Pattern: aiden bike pano 001**  
Archive: Coral June 2019



**Pattern: all in paw pano 001**  
Archive: Coral June 2019



**Pattern: artist pano 004**  
Archive: Coral June 2019



**Pattern: baby pano 002**  
Archive: Coral June 2019



**Pattern: baptist fan imitator pano**  
Archive: Coral June 2019




**Pattern: baptist fan imitator pano**  
Archive: Coral June 2019




**Pattern: baptist fan imitator pano**  
Archive: Coral June 2019



**Pattern: baptist fan imitator pano**  
Archive: Coral June 2019




**Pattern: baptist fan imitator pano**  
Archive: Coral June 2019




**Pattern: bballs soccer baseball pano**  
Archive: Coral June 2019




**Pattern: big n small star pano 001**  
Archive: Coral June 2019



**Pattern: botanical paisley pano 001**  
Archive: Coral June 2019



**Pattern: bubbles everywhere 003a sq**  
Archive: Coral June 2019

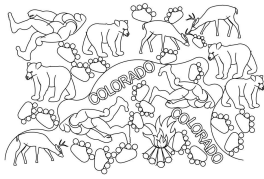


**Pattern: butterfly pano 006 sq**  
Archive: Coral June 2019




**Pattern: charlie pano 001**  
Archive: Coral June 2019

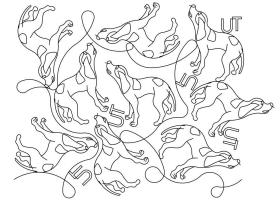
# Panos



**Pattern: colorado big foot pano 001**  
 Archive: Coral June 2019



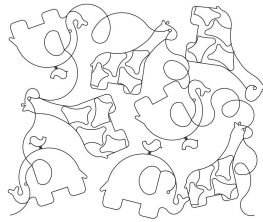
**Pattern: coon dog pano 001**  
 Archive: Coral June 2019



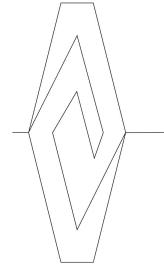
**Pattern: coon dog pano ut 001**  
 Archive: Coral June 2019



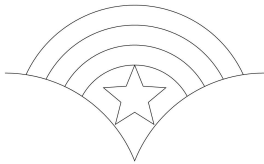
**Pattern: dyllen pano 001**  
 Archive: Coral June 2019




**Pattern: elephant giraffe pano 001**  
 Archive: Coral June 2019




**Pattern: elongated hex pano 003 alt**  
 Archive: Coral June 2019



**Pattern: fan flag pano 001 alt**  
 Archive: Coral June 2019



**Pattern: farmhouse flower pano 001**  
 Archive: Coral June 2019



**Pattern: flag star pano 001**  
 Archive: Coral June 2019



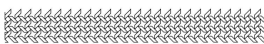
**Pattern: friendship star pano 001**  
 Archive: Coral June 2019




**Pattern: friendship star pano 001 me-**  
 Archive: Coral June 2019



**Pattern: friendship star pano 001**  
 Archive: Coral June 2019



**Pattern: friendship star pano 001**  
 Archive: Coral June 2019




**Pattern: friendship star pano 001**  
 Archive: Coral June 2019




**Pattern: funky cats pano 001**  
 Archive: Coral June 2019


# Panos




**Pattern: hockey basketball pano 001**  
Archive: Coral June 2019




**Pattern: hummingbird pineapple 001**  
Archive: Coral June 2019




**Pattern: love words pano 001**  
Archive: Coral June 2019



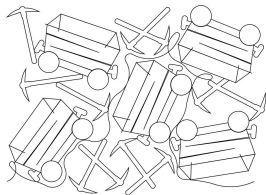
**Pattern: luces flower pano 001**  
Archive: Coral June 2019



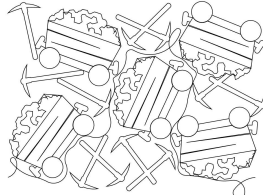
**Pattern: maddi pano 001**  
Archive: Coral June 2019




**Pattern: miners pano 001**  
Archive: Coral June 2019



**Pattern: miners pano 002**  
Archive: Coral June 2019




**Pattern: miners pano 003**  
Archive: Coral June 2019



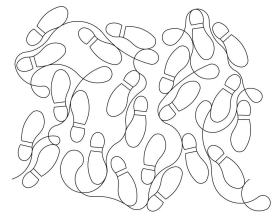
**Pattern: paisley heart swirl pano 001**  
Archive: Coral June 2019



**Pattern: peeps pano 001**  
Archive: Coral June 2019



**Pattern: seashell pano 001**  
Archive: Coral June 2019



**Pattern: shoe print pano 001**  
Archive: Coral June 2019



**Pattern: skull and roses pano 001**  
Archive: Coral June 2019




**Pattern: wave pano 008 medium**  
Archive: Coral June 2019



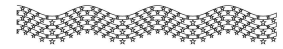
**Pattern: wave pano 008 small**  
Archive: Coral June 2019



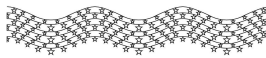
Pattern: wave pano 008 xlarge  
Archive: Coral June 2019



Pattern: wave pano 008 xsmall  
Archive: Coral June 2019



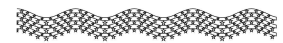
Pattern: waving stars pano 001 large  
Archive: Coral June 2019



Pattern: waving stars pano 001 medi-  
Archive: Coral June 2019



Pattern: waving stars pano 001 small  
Archive: Coral June 2019



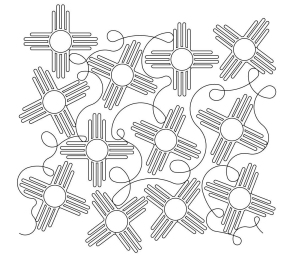
Pattern: waving stars pano 001 xlarge  
Archive: Coral June 2019



Pattern: waving stars pano 001  
Archive: Coral June 2019



Pattern: woodland pano 004  
Archive: Coral June 2019



Pattern: zia 4 pano 001  
Archive: Coral June 2019

Panos