



# Club Notes: Garnet APRIL 2022

Greetings, Quilters!



The yellow arrow marks the path my body took while trying to battle the wind, the rear door of my Rav4, and my large Olfa mat. I was getting set up to quilt at a quilt retreat in St. Joseph, MO on March 18th, Wind caught the Olfa mat and I lost my footing. I landed hard on my right arm/shoulder. I am truly lucky to not have hit my head on anything. Didn't lose or break my glasses....no cuts....just a broken arm. Can only type with my left hand, and can't sit at a computer for more than 15 minutes at a time or a huge muscle in my back seizes up, and it feels like a blow torch is burning my back.

Kim is trying to handle half of my job and all of her job. So, we're doing the best we can to take care of all of you, too. :)

The other photo is of the broken arm, taken on Sunday, March 27th. It looks much better in this photo than it did the day after I broke it!

My husband threw on his cape and came to pick me up and take me back home. He's been feeding me, bathing me, keeping track of my

medications, hauling me to doctor appointments, and running my quilts. He's also been doing his own job as well. I've had to be in my recliner in the living room to sleep, too. He's made up a pallet on the living room floor each night so I don't have to be alone when I wake up in the middle of the night. I think I'll keep him!

My sister will be coming to help me get the SDQS patterns added to the website so that I won't stress about that part, too. I've been getting loads of "Get Well Cards" from the St. Joseph, Missouri quilters! What a grand group of ladies! I feel very much cared for. So, this newsletter will only contain the pattern layouts for the major quilt sets Kim drew this month.



Enjoy the patterns! Janet & Kim

**The Garnet March 2022 Archive contains 120 patterns, including 42 panos, a retail value of \$1440.00.**

# ***The Name Panos...sigh!***

—I do my level best to talk my quilting customers OUT of stitching name panos on their quilts. Why? Because I think they almost always detract from the quilt itself AND you can't read the names from the back-side of the quilt. My personal quilting philosophy is to "do no harm" which means not quilting elaborate designs on a quilt just because I have a computer guided longarm which allows me to do so. Just because you CAN does not mean you SHOULD.

—Regardless, name panos are popular, especially around Christmas and Graduation seasons. Consequently, this archive contains more name panos than I would like. Most of them you will never have a use for, so just cull them out and forget about them. That's what I do...they don't make it onto my Statlers. If you need one, you can always ask me to send it to you again.

***—Almost every single name pano started out life as a "normal" pattern, to which we were requested to add a name. The original "normal" pattern is probably NOT included in the current archive, as it was created at some time in the past. That's one reason why CJC members get a 20% discount on all online pattern purchases.***

—From time to time we poll our Crown Jewels Club members and ask them if they'd like us to delete all those name panos from the archive. As Crown Jewels Club members, you pay the \$50.00 monthly fee and get EVERYTHING Kim draws....including the name panos, and apparently, you want them all. Very few people (much to my surprise) voted to have them culled out prior to release.

## **Statler Owners Upgrading to Creative Studio 7.3 and 7.5 (please read)**

Plan your software upgrade! If you have quilts to run and cannot afford any downtime, wait until your quilt load eases up before uploading.

Some people have had better luck downloading the software to a usb stick and upgrading their Statler and their Stand Alone Mode computers from the usb stick, rather than opening the Creative Studio software and then letting it upgrade from that point.

If you upgrade to Creative Studio 7.3 and your controller and/or red key numbers are no longer registered, you'll need to register them again. If the system won't let you register them, you'll need to reach out to Gammill/Statler Technical Support. As much as we'd love to help you, this is not something we can take care of for you. :(

### **Statler Technical Support**


417-256-5919 ext. 2

StatlerSupport@gammill.com

## **ProStitcher Owners (please read)**

DO NOT use the ProStitcher Beta software! Make sure you are running the vs ending 5706. Life will be much easier for you if you're running the current software.

# Black Diamond Quilt



both use pattern  
for block 2

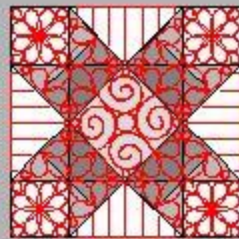
block 1



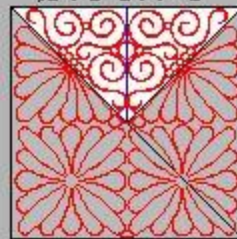
block 2



block 12




block 3



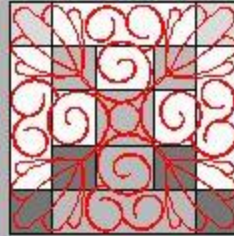
block 4



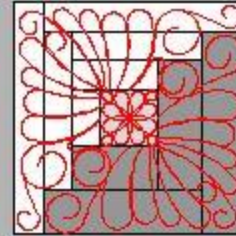
block 5



block 6



block 7

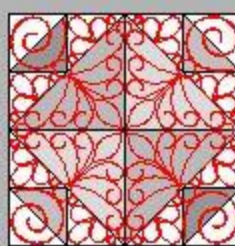


both use pattern  
for block 9a

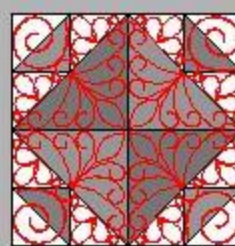
block 8



block 9a



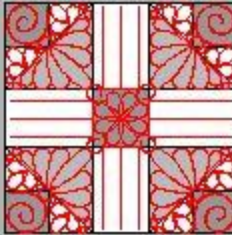
block 9b




block 10



block 11




border  
corner




border



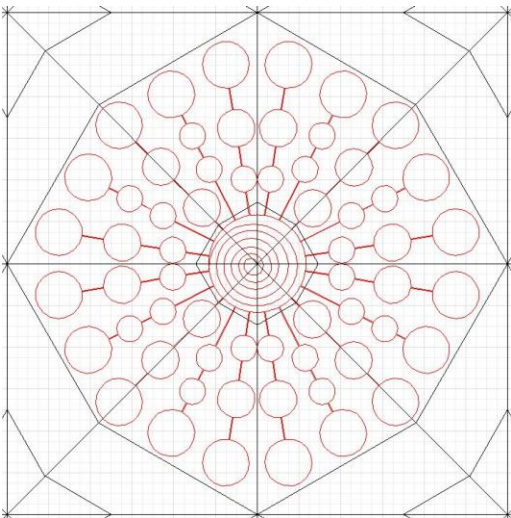
# Day & Night Quilt



Day & night block 001




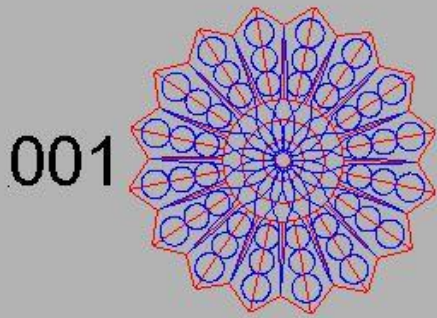
Day & night block 002






# Flea Market Flower Quilt




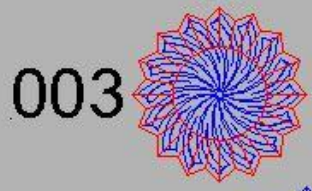


leaf 001



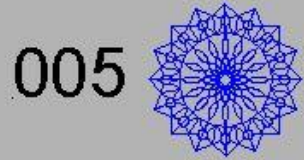

leaf 002

leaf 003





leaf 004

leaf 005





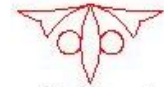
# Ombre Flower Bouquet



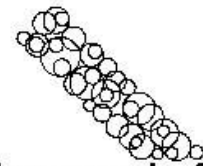
mp tri 001



ombre flwr block 001





ombre flwr block 002

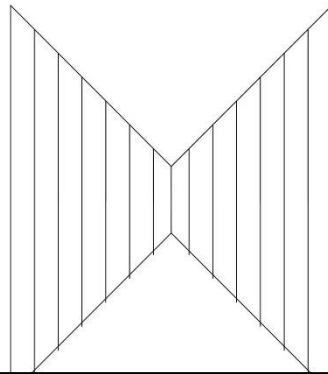


ombre flwr sash 001

# Prismatic Quilt




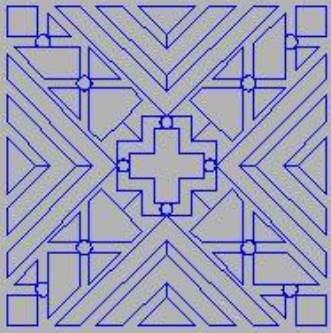
**Prismatic block 001**



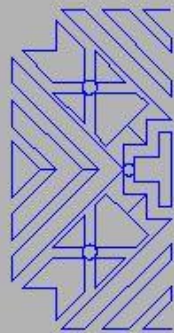
**Prismatic block 002**

# Zanzibar Quilt

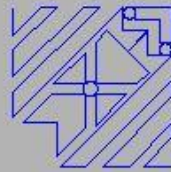





zanzibar block 001



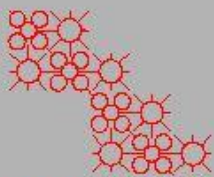
zanzibar block 001 half



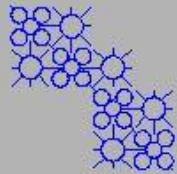
zanzibar block 001 qtr



zanzibar block 002



zanzibar p2p 001



zanzibar p2p 001 end



zanzibar p2p 002



zanzibar p2p 002 end



p2p diamond square



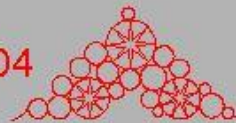
zanzibar p2p 003



zanzibar p2p 003 end




zanzibar p2p 004



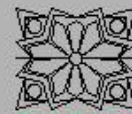
zanzibar p2p 005



zanzibar p2p 006



zanzibar brd crn 001



zanzibar border 001