



Club Notes: Garnet DECEMBER 2021

Greetings Quilters!

Kim created a variety of patterns this month most of which were based on customer design requests.

- ◆ We had a customer who saw all of the ES California quilt patterns released last month who wanted Kim to combine all of the elements together without the jump stitches.
- ◆ One customer wanted to create her very own Christmas Gnome Collection, so there are seven gnome blocks and a couple of gnome e2e patterns.
- ◆ There were three days in November when we thought there was “something in the water” because we had several requests in a row for baby patterns.
- ◆ Kim wanted to do something different this year in terms of Christmas home decoration, and so she created the 3D Poinsettia Table Runner project. I thought they turned out really well!
- ◆ Kim also made feather patterns for me for my Log Cabin Carpenter Star Quilt Project. I told her that I wasn't in any hurry for the patterns, as I had a full roster of customer quilts in line before I had any business quilting my own project. However, she got the patterns to me the next day. What's a girl to do? The patterns were calling to me....”Janet....oh Janet....come and quilt me, Janet!” Due to the arthritis in my neck and lower back, I rarely do much custom quilting, but I knew I wanted to blend thread colors on my quilt, so that meant custom work. Three days (and a whole bunch of ibuprofen) later, the quilting was done.

Notifications:

Sweet Dreams Quilt Studio offices will be closed December 24, 2021 through January 3, 2022. I will be checking voice mail messages and emails. The January 2022 CJC patterns will be released on or before January 6, 2022.

If you need a receipt for your Crown Jewels Club payments, send an email to me during the first week of January 2022. Please put “Need CJC tax receipt” in the email subject line. (janet@sweetdreamsquiltstudio.com).








Enjoy the patterns and enjoy the holidays!

Janet & Kim

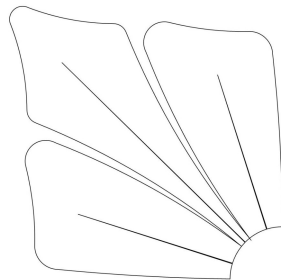
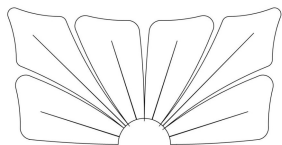
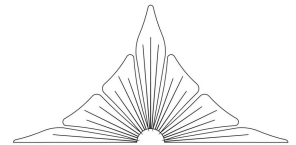





**The Garnet December 2021 Archive contains 126 patterns,
including 59 panos, a retail value of \$1505.00.**



The Gnomes



Double Wedding Ring Patterns




Christmas Magic Element 003







Patterns for California Quilt

by
Edyta Sitar






This version of the pattern set contains all of the elements, connected normally without no-sew lines (jump stitches).

Patterns for Janet's Log Cabin Carpenter Star Quilt



There are slight differences between the two sets of patterns.
(Patterns 4, 5, 6 fit my 5" block which has an extra set of light logs)

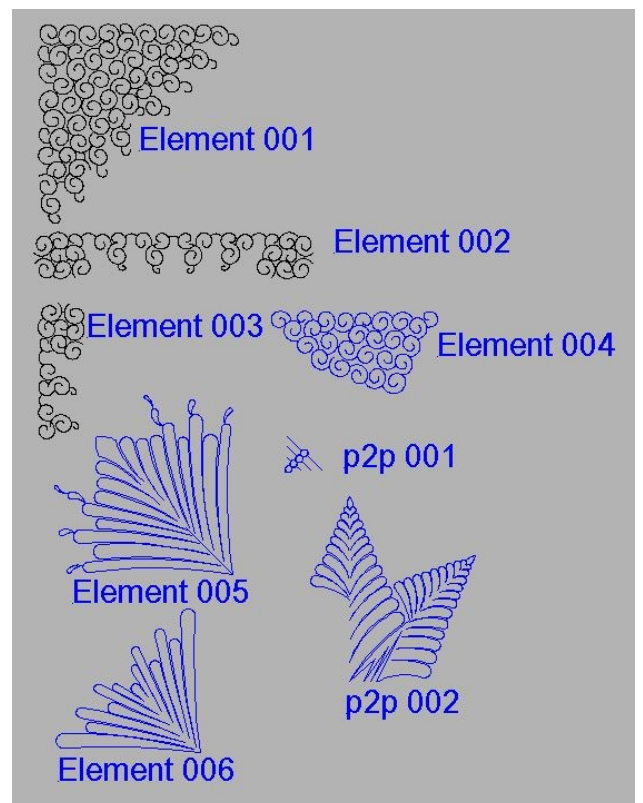
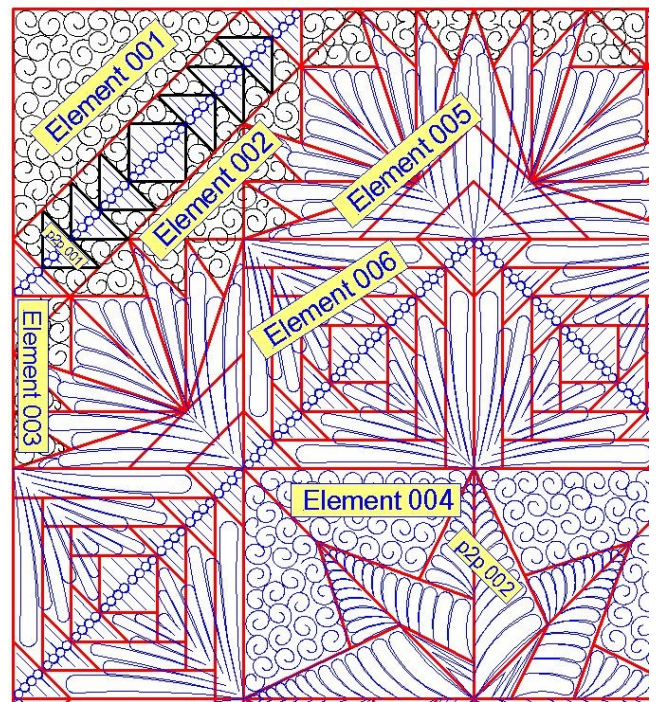
Hey June Patterns




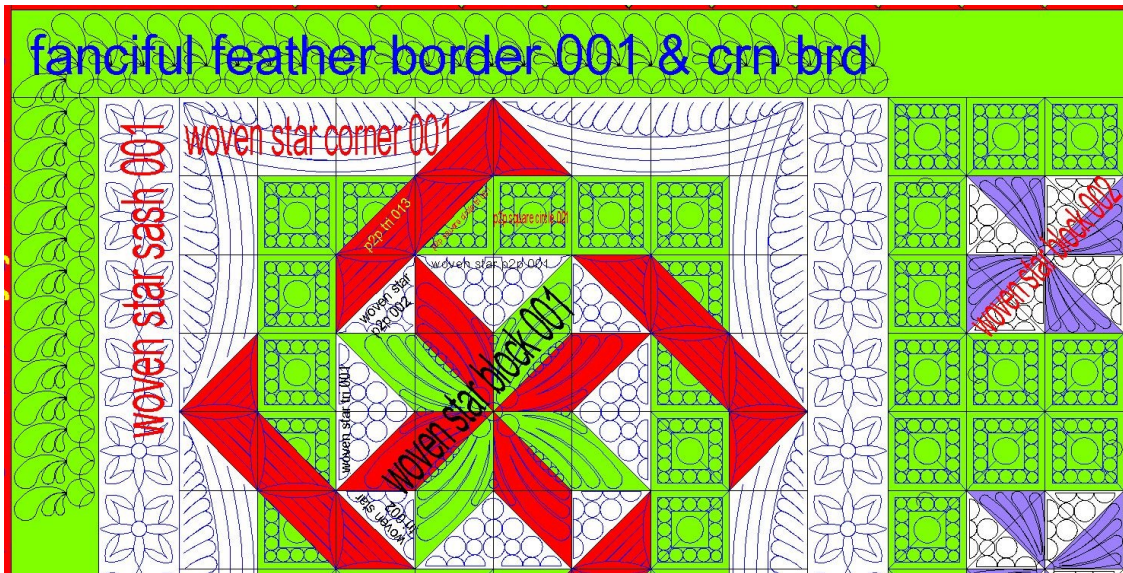
Tropical Cabin Patterns



This quilt was a free pattern offered by Benartex, to promote their Fossil Fern fabrics.



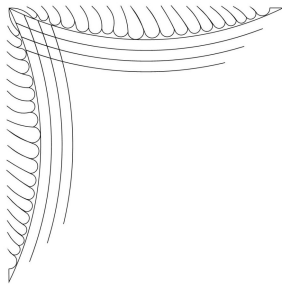
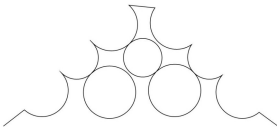
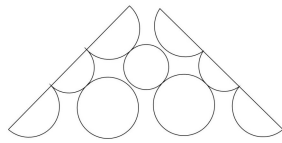
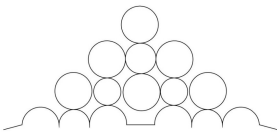

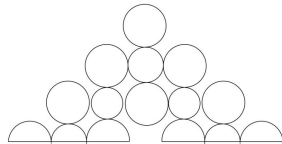

Woven Star Patterns



p2 p lines
matching triangles


modern dic p2p 001

on the bright tri p2p 003




Some of the patterns used in the Woven Star layout are existing patterns and are not included in this archive.

Kid Quilt Patterns




Baby Animal Pano
007 sq

Baby Block Pano 002





Kid Quilt Patterns




Baby Bootie Pano 001

Baby Buggy Pano 001




Baby Rattle Pano 002

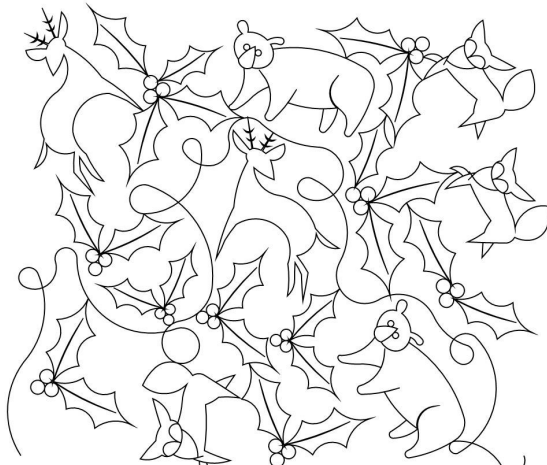
Christmas Patterns




BBP Christmas Bells Pano 001



Christmas Holly Animal Pano 001



Christmas Holly Animal Pano 002



Christmas Magic Element 003



Gnome Christmas Pano 001




Gnome Joy Pano 001

My Favorite E2E Patterns this Month


Kids Movie Pano 001



4 Point Star Pano 001



Hey June Pano 002 Extended Series



The Name Panos...sigh!

—I do my level best to talk my quilting customers OUT of stitching name panos on their quilts. Why? Because I think they almost always detract from the quilt itself AND you can't read the names from the back-side of the quilt. My personal quilting philosophy is to "do no harm" which means not quilting elaborate designs on a quilt just because I have a computer guided longarm which allows me to do so. Just because you CAN does not mean you SHOULD.

—Regardless, name panos are popular, especially around Christmas and Graduation seasons. Consequently, this archive contains more name panos than I would like. Most of them you will never have a use for, so just cull them out and forget about them. That's what I do...they don't make it onto my Statlers. If you need one, you can always ask me to send it to you again.

—Almost every single name pano started out life as a "normal" pattern, to which we were requested to add a name. The original "normal" pattern is probably NOT included in the current archive, as it was created at some time in the past. That's one reason why CJC members get a 20% discount on all online pattern purchases.

—From time to time we poll our Crown Jewels Club members and ask them if they'd like us to delete all those name panos from the arcoption. As Crown Jewels Club members, you pay the \$50.00 monthly fee and get EVERYTHING Kim draws....including the name panos, and apparently, you want them all.hive so you don't have to cull them out. Very few people (much to my surprise) voted for that

Statler Owners Upgrading to Creative Studio 7.3 and 7.5 (please read)

Plan your software upgrade! If you have quilts to run and cannot afford any downtime, wait until your quilt load eases up before uploading.

Some people have had better luck downloading the software to a usb stick and upgrading their Statler and their Stand Alone Mode computers from the usb stick, rather than opening the Creative Studio software and then letting it upgrade from that point.

If you upgrade to Creative Studio 7.3 and your controller and/or red key numbers are no longer registered, you'll need to register them again. If the system won't let you register them, you'll need to reach out to Gammill/Statler Technical Support. As much as we'd love to help you, this is not something we can take care of for you. :(

Statler Technical Support

417-256-5919 ext. 2

StatlerSupport@gammill.com

ProStitcher Owners (please read)

DO NOT use the ProStitcher Beta software! Make sure you are running the vs ending 5706. Life will be much easier for you if you're running the current software.



Created by Sweet Dreams Quilt Studio, Quilter's LightBox® software was designed to easily:

- Import photos of your quilt and/or quilt blocks.
- Import photos of quilt block pattern pictures.
- Preview quilting patterns superimposed over the quilt photos.
- Enlarge, reduce, copy, rotate, increase or decrease line widths, and adjust thread colors.
- Print pictures of the quilt/block with the patterns, and a list of the quilting pattern pictures used.
- Create a .zip file with all of the pictures for ease in emailing to quilt customers.
- Freehand feature, for those times when you want to doodle on your own!
- And now you can fade out the quilt image behind your pattern layout to better view the patterns.

The software includes over 9000 quilting pattern pictures and free monthly updates for quilting pattern pictures. The software is available for purchase online with immediate download, and also comes with a backup version on the DVD, along with the library of pattern pictures, delivered via USPS Priority Mail. DVD is shipped within 1 business day of order date. **Don't forget to download your free pattern pictures updates!!**

Now available at **no cost** to you. Log into your profile on the Sweet Dreams Quilt Studio website and download the software. If you want the DVD (which contains the software AND the 1st 9000 Sweet Dreams Quilt Studio images) there is a small shipping fee.