



Club Notes:

 **Garnet**
JUNE
2022

Greetings, Quilters!

Summer is here for Sweet Dreams Quilt Studio! Kim left Saturday morning for her long-awaited family vacation to South Carolina and returns on June 5th. I'm hoping they have safe travels and good weather the entire time they are away. Janet will be on vacation June 19 –25th. While Kim is gone, I will be able to draw simple things, but won't be drafting out any quilts and making elaborate patterns. While I'm gone, Kim will do her best to handle the phones and still draw patterns.

Alan and I are basically living at Caitlin's (daughter) & Gabe's house, beginning this past Saturday evening. We are taking care of Thatcher (age 5) and Emery (age 2), Duke & Boone (two 100lb black Labradors), one sick chicken (has to have water provided via syringe 3 times per day), and 12 healthy chickens. Two nights and one full day under our belts and we know exactly why Catline and Gabe look exhausted all the time!

We've had a lot of rain and we're struggling to keep up with all the mowing (and our home and out on our 3 acres which Alan calls "Little Montana" (because he's always threatening to throw away all the cell phones and move out in the middle of nowhere...in Montana.) We'll be hosting Alan's family reunion out there on June 18th, so we need to keep the grass under control so we don't lose the small kids or need a hay baler and rake!

During the last week in July, I have agreed to fly with Alan to EAA's AirVenture and camp in a tent under the wing of the plane. I said, yes, in a weak moment. I don't DO Tent camping. I prefer a real bed, air conditioning, and indoor plumbing. He promises me that he'll walk me to the port-a-potties in the middle of the night (no matter how many times).

Kim's father may be relocating from Montana to Columbia, MO at some point this summer, depending on his health and what type of housing he needs (apartment on ground level or assisted living). She's a little stressed about this.

Our software engineers are working on a new system which will provide your CJC patterns to you in 6 category folders (E2Es, Blocks, Borders & Corners, P2ps, Patterns with names/words, Extended Width Patterns) and are excited about this. We'll have to test it and make sure it works, but when we are able to roll it out, you'll still download one zip file, but the patterns will be easier for you to work import into your systems in batches by category. We're hoping to see this happen by August!

Enjoy the patterns!

Janet & Kim

**The Garnet June 2022 Archive contains 114 patterns,
including 44 panos, a retail value of \$1360.00.**

The Name Panos...sigh!

—I do my level best to talk my quilting customers OUT of stitching name panos on their quilts. Why? Because I think they almost always detract from the quilt itself AND you can't read the names from the back-side of the quilt. My personal quilting philosophy is to "do no harm" which means not quilting elaborate designs on a quilt just because I have a computer guided longarm which allows me to do so. Just because you CAN does not mean you SHOULD.

—Regardless, name panos are popular, especially around Christmas and Graduation seasons. Consequently, this archive contains more name panos than I would like. Most of them you will never have a use for, so just cull them out and forget about them. That's what I do...they don't make it onto my Statlers. If you need one, you can always ask me to send it to you again.

—Almost every single name pano started out life as a "normal" pattern, to which we were requested to add a name. The original "normal" pattern is probably NOT included in the current archive, as it was created at some time in the past. That's one reason why CJC members get a 20% discount on all online pattern purchases.

—From time to time we poll our Crown Jewels Club members and ask them if they'd like us to delete all those name panos from the archive. As Crown Jewels Club members, you pay the \$50.00 monthly fee and get EVERYTHING Kim draws....including the name panos, and apparently, you want them all. Very few people (much to my surprise) voted to have them culled out prior to release.

Statler Owners Upgrading to Creative Studio 7.3 and 7.5 (please read)

Plan your software upgrade! If you have quilts to run and cannot afford any downtime, wait until your quilt load eases up before uploading.

Some people have had better luck downloading the software to a usb stick and upgrading their Statler and their Stand Alone Mode computers from the usb stick, rather than opening the Creative Studio software and then letting it upgrade from that point.

If you upgrade to Creative Studio 7.3 and your controller and/or red key numbers are no longer registered, you'll need to register them again. If the system won't let you register them, you'll need to reach out to Gammill/Statler Technical Support. As much as we'd love to help you, this is not something we can take care of for you. :(

Statler Technical Support


417-256-5919 ext. 1


StatlerSupport@gammill.com

ProStitcher Owners (please read)

DO NOT use the ProStitcher Beta software! Make sure you are running the vs ending 5706. Life will be much easier for you if you're running the current software.

Basket Patterns

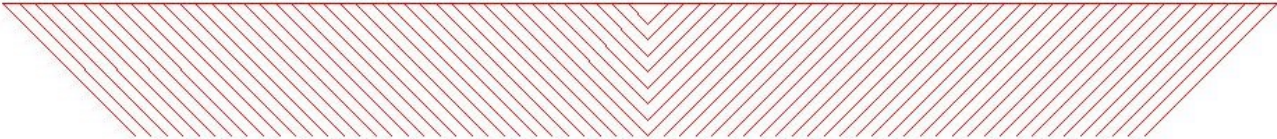




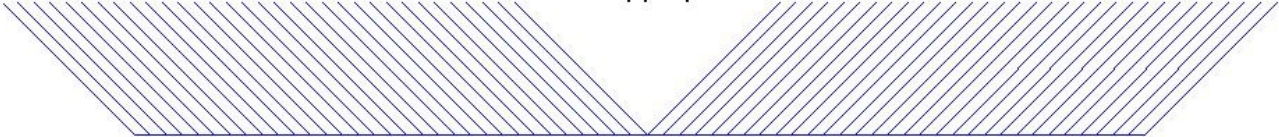
Basket quilt notes:

The 2 patterns for the border only go to the corner on the left side. This means you can use the same pattern for all 4 sides. To make the orientation work, from where you start, you would rotate the quilt clock-wise each turn.

basket border element for above applique



basket border element for below applique



basket pearl sash 001



basket pearl sash 002



basket leaf sash 001



basket leaf sash 002



basket leaf sash 003


basket pearl sash 003



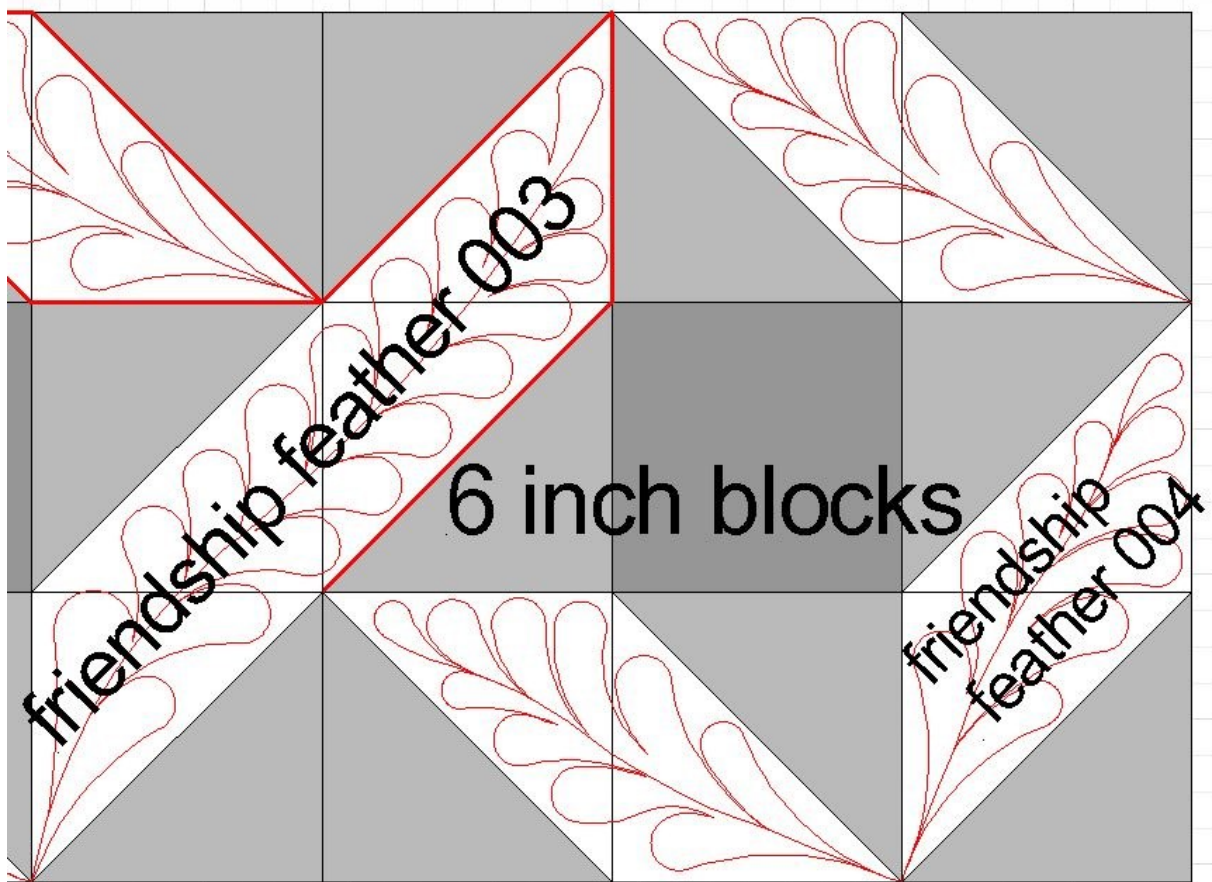
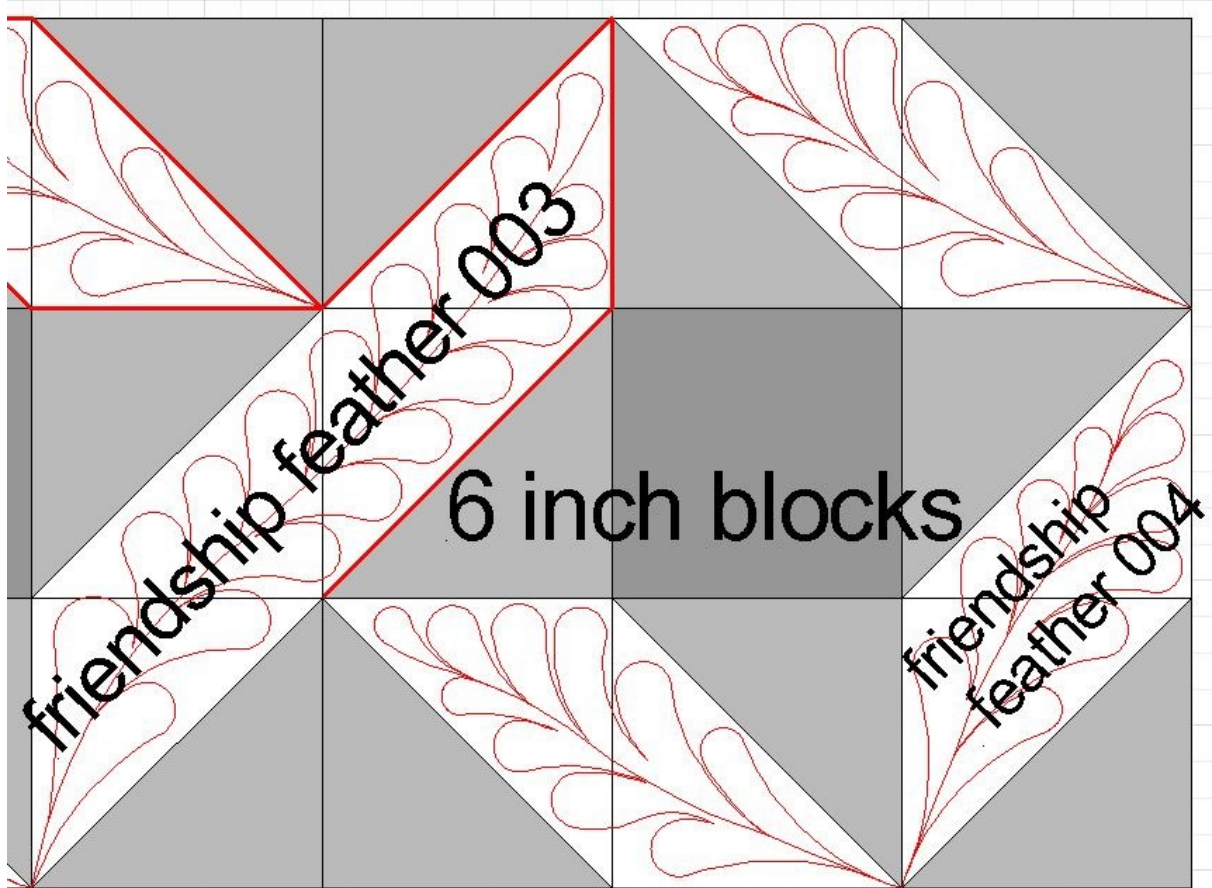
basket pearl sash 004



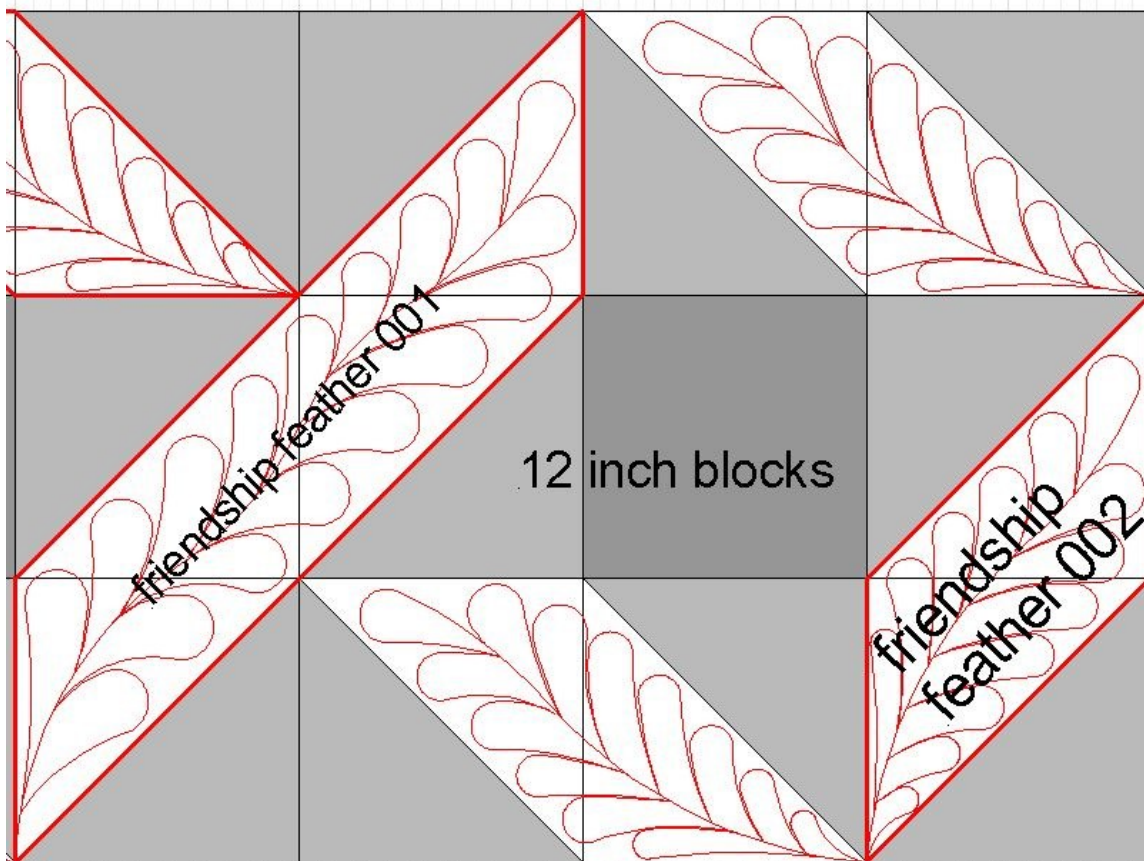
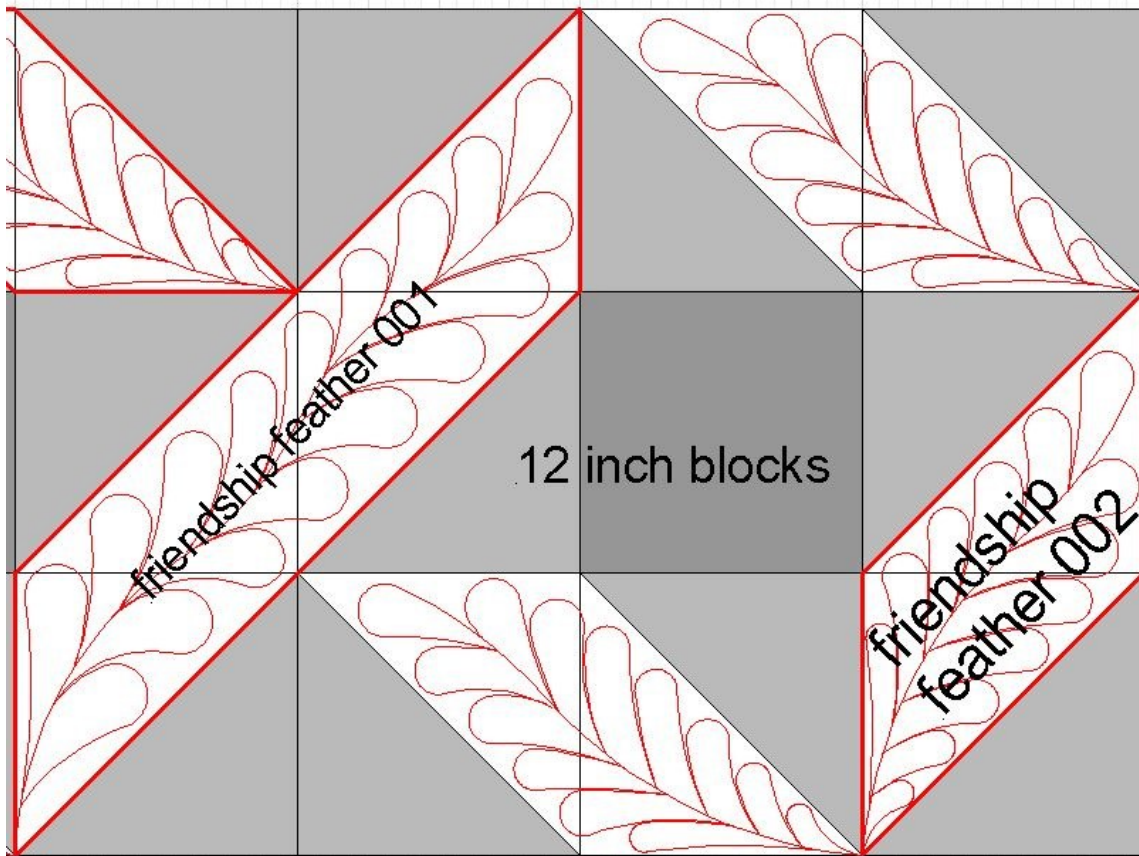
 basket p2p 002

 basket element 001

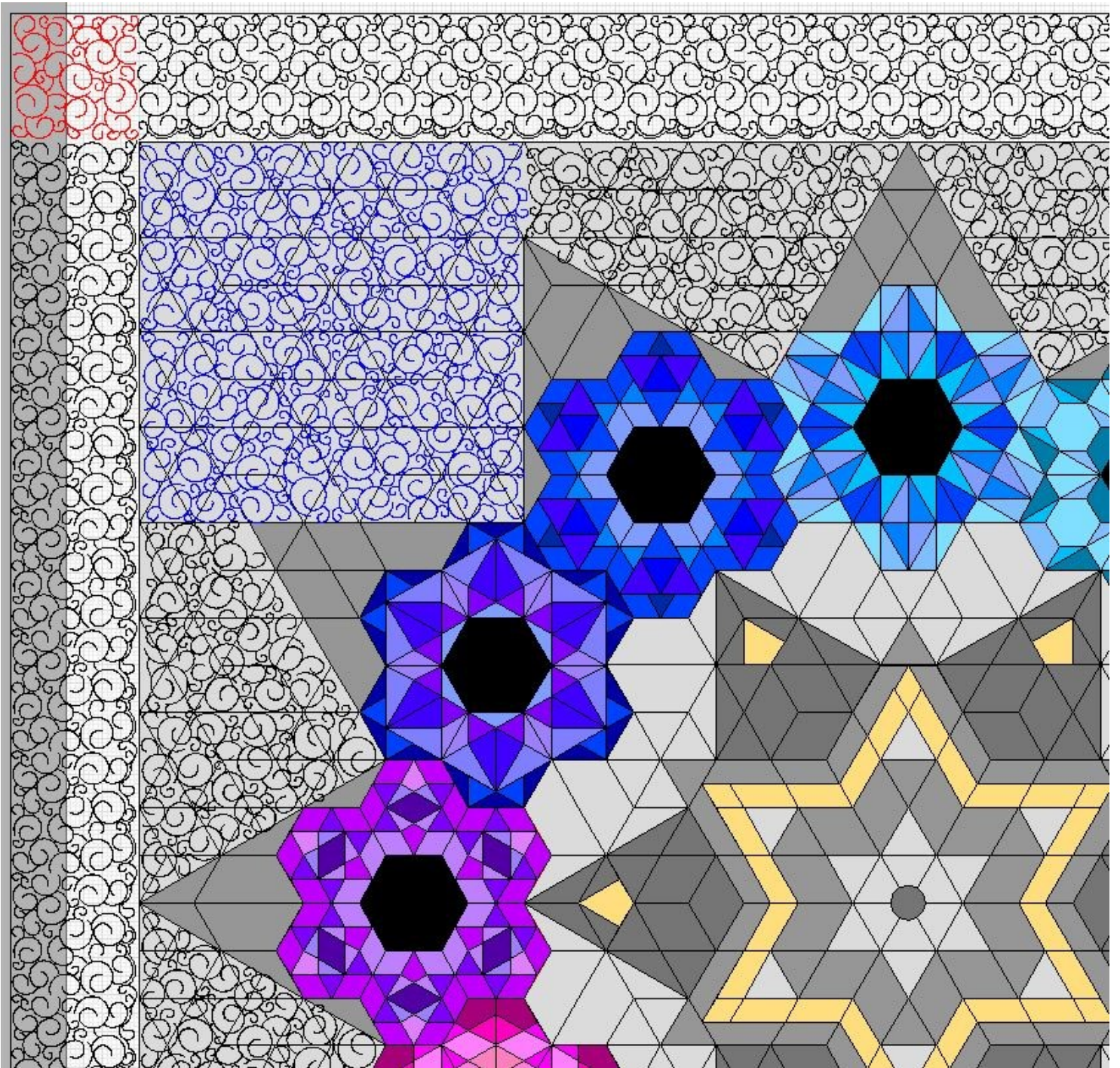
Friendship Feather Patterns




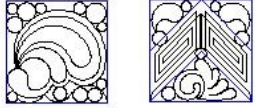
Friendship Feather Patterns



Alternate Background Patterns for Millie Morsels Quilt



Patterns for Modern180 Love Links Quilt



Patterns for Sew Kind of Wonderful's Moody Blues Quilt

