



Club Notes: Garnet MARCH 2022

Greetings, Quilters!

In early February, Kim and I lost a good quilting friend. She had been on blood thinners for several years to help with heart issues. She fell at the gym, hit her head, and suffered a catastrophic subdural hematoma. At her “Celebration of Life” service, person after person got up and talked about how Kristi always had a smile and a helping hand. She was passionate about her family (husband, three grown children), her job, her chickens, her dogs, and her quilting. Kim and I left that service with a new realization that we each need to do better about getting out, getting involved, and having a better attitude toward almost everything.



Kim's youngest daughter, Chloe, made Kim a grandmother again. Only a couple of days after Kristi's Celebration of Life service, Chloe gave birth to Theodore (Teddy). Everybody is doing well.

Then, a week ago, my youngest daughter was driving home from college and hit some black ice. Her car exited the highway and rolled 5 times (according to the witness who called 911). The tracks her car made through the ditch showed that she missed hitting a telephone pole head-on by only a couple of feet. When we got that phone call from the State Trooper, he told Alan, “She’s fine, but the vehicle is NOT!”

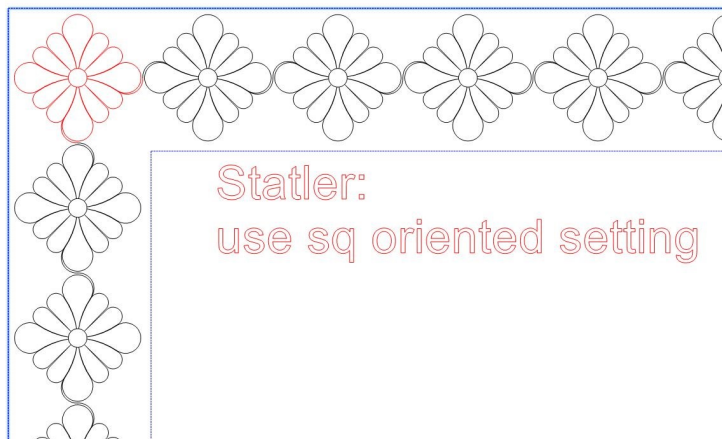
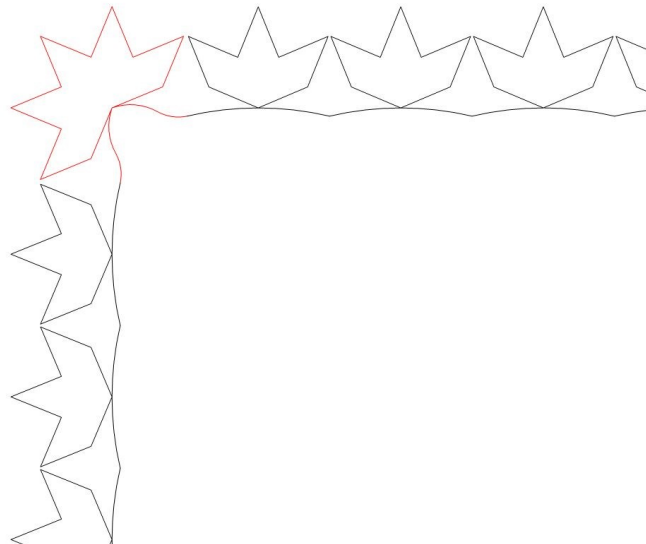
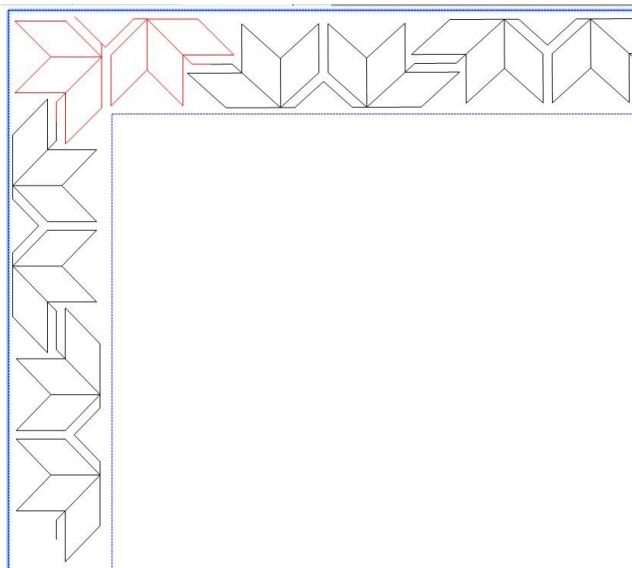




The birds outside my patio window are making spring-like chirping sounds these days. This week our weather is supposed to be warmer, which makes me happy! Committed to spending more time with friends, family, and my quilting projects and less time cleaning house and working late.

Enjoy the patterns! Janet & Kim

The Garnet March 2022 Archive contains 123 patterns, including 61 panos, a retail value of \$1535.00.

Borders & Corners



Hughes' Bargellow-Like Quilt

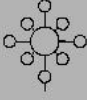
p2p square circle 001



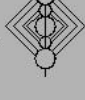
am star p2p sq 001



bandana p2p sq 001




barcelona p2p sq 001



glass block p2p sq 001




kc star p2p sq 001

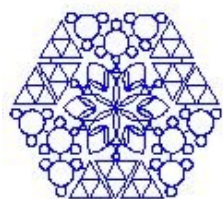


P2P Square Circle 001 is an existing pattern. It was released in August 2018 (Agate August 2018 Archive). If you do not have it, you can purchase it for 8.00 using your CJC 20% discount.

Millie Morsels Quilt



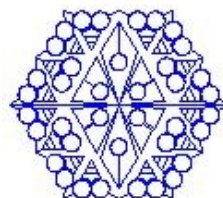
Patterns for Millie Morsels Quilt



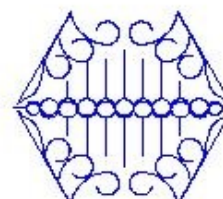
millie m jan hex block 001



millie m jul hex p2p 006



millie m feb hex p2p 001



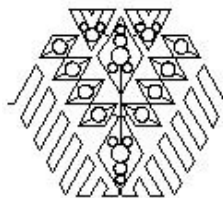
millie m aug hex p2p 007



millie m mar hex p2p 002



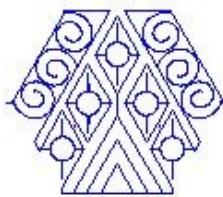
millie m sep hex p2p 008




millie m apr hex p2p 003



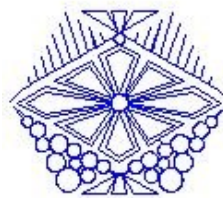
millie m oct hex p2p 009



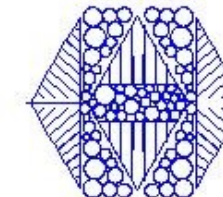
millie m may hex p2p 004



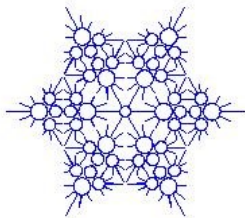
millie m nov hex p2p 010



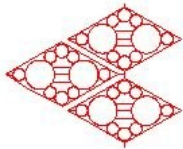
millie m jun hex p2p 005



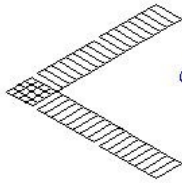
millie m dec hex p2p 011



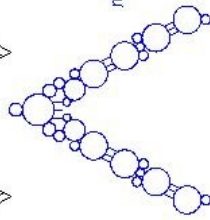
millie m center block 001



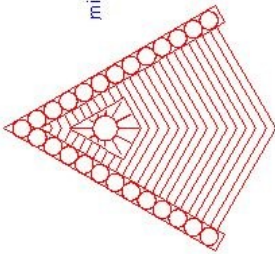
millie m star pt p2p 001



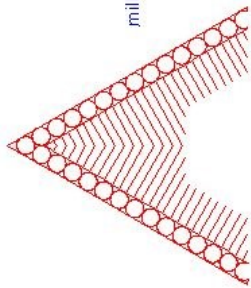
millie m star pt 002



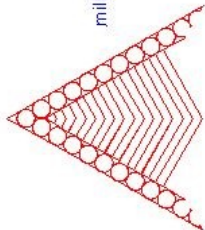
millie m star pt 003



millie m star pt 004




millie m star pt 005



millie m star pt 006



millie m star pt 007



millie m bkg 001



millie m bkg p2p 001 half



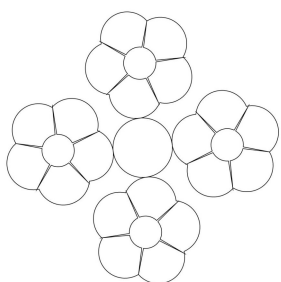
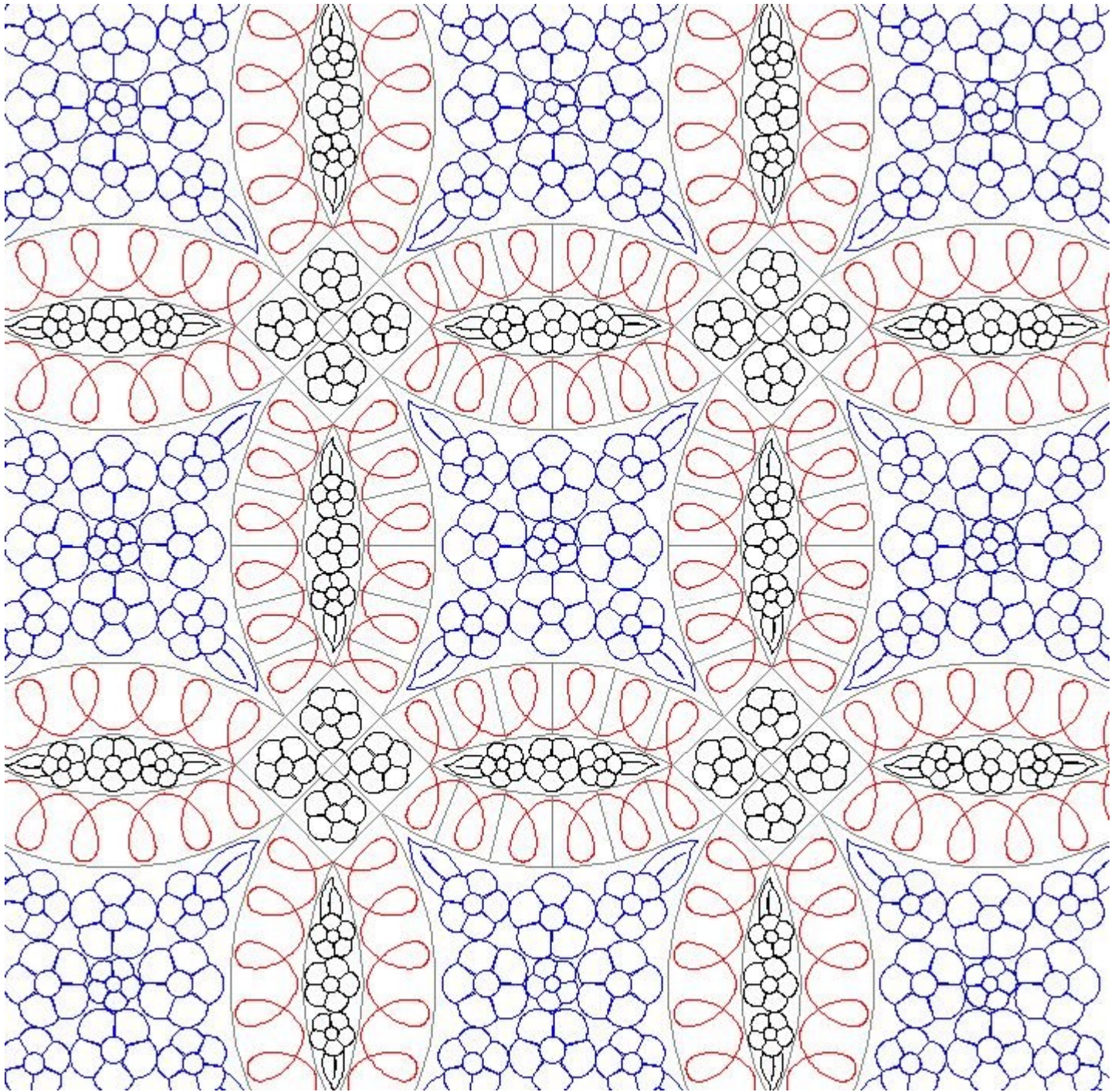


millie m bkg p2p 002

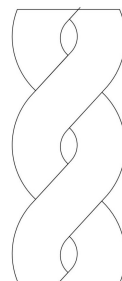
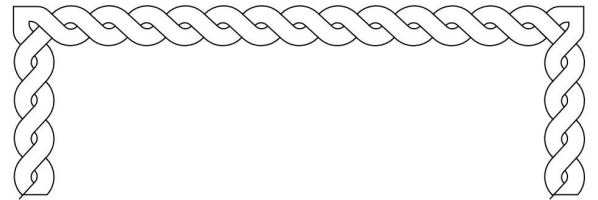
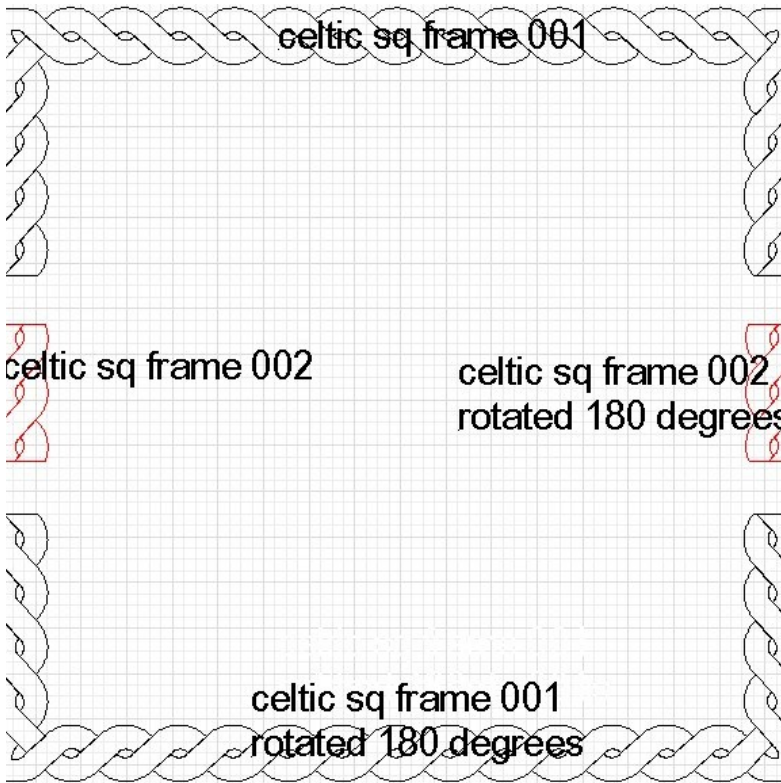
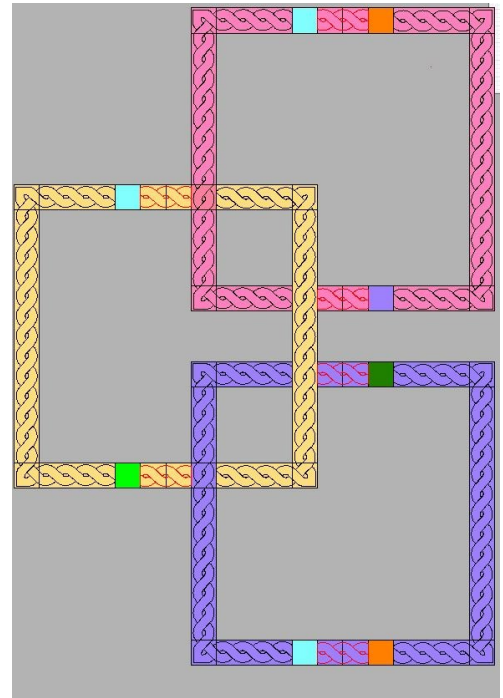


millie m p2p 001

Saphrona DWR Patterns

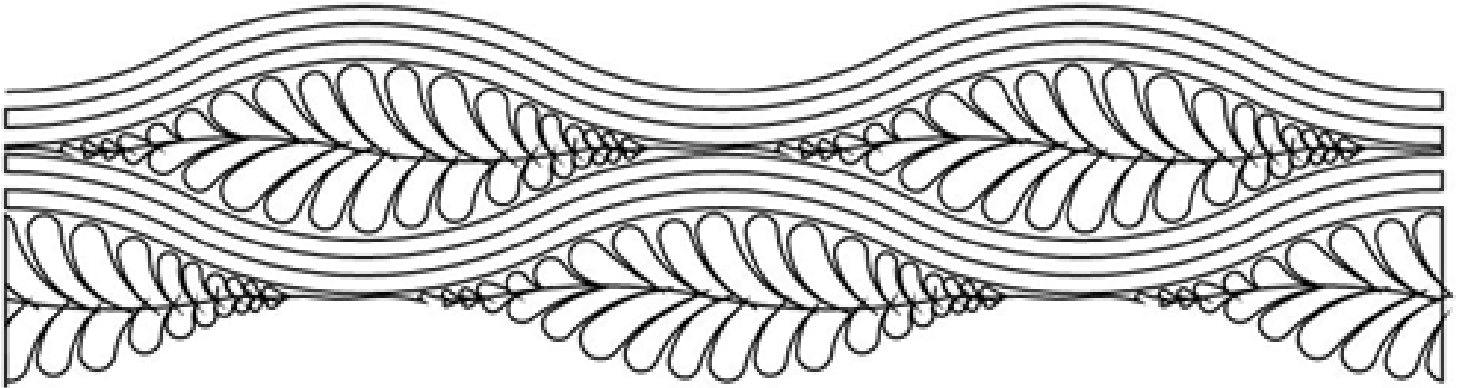


Patterns for a Celtic Square Quilts




Extended Width Patterns


Feather Wave Pano 002 Extended Series



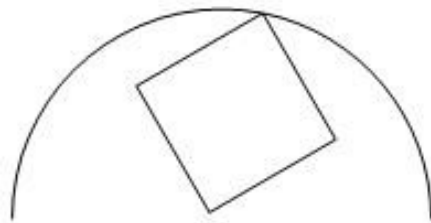
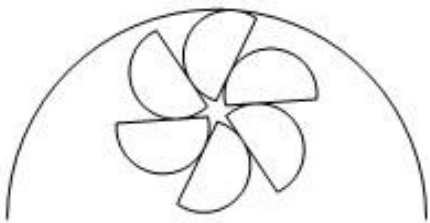
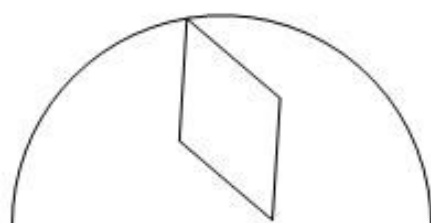
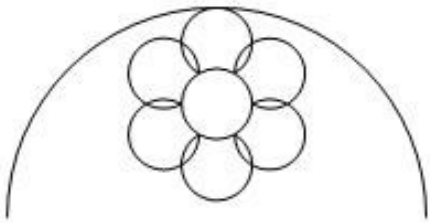
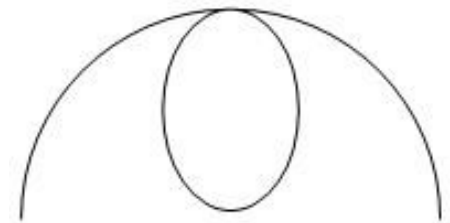

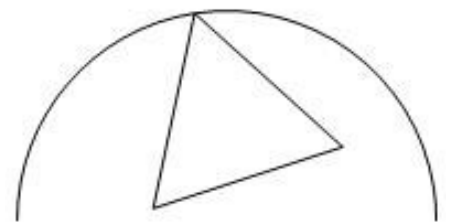
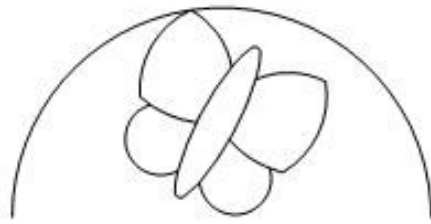
Kid Clamshell Pano Extended Series



Loca Motion Pano 001 Extended Series



Kid Clamshell Alternating Pano Series




Kim created these alternating e2e patterns. They can be used individually or in concatenating with only a few or with all of them. There is also a concatenated version, using all of them, in an extended width format.

Kid Quilt Patterns




Flower Butterfly Pano 001

Rocket Pano 004

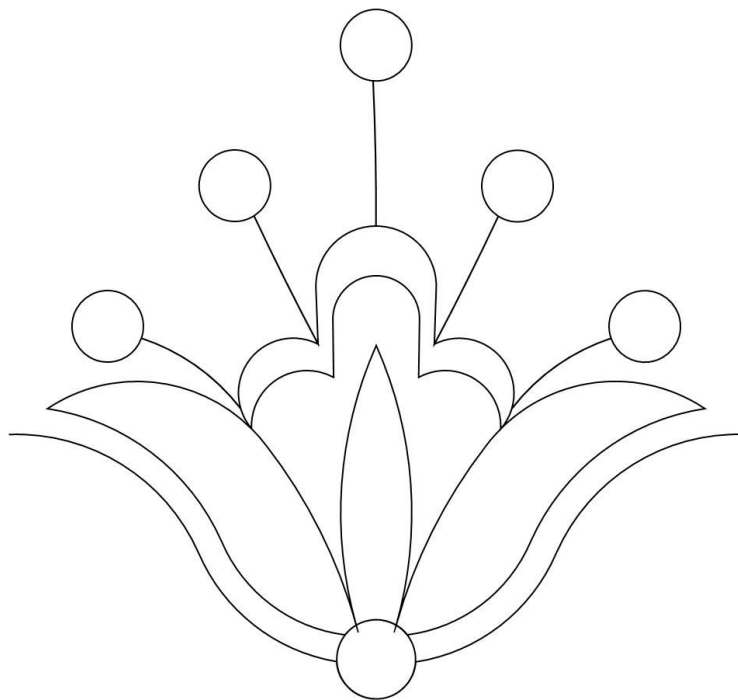
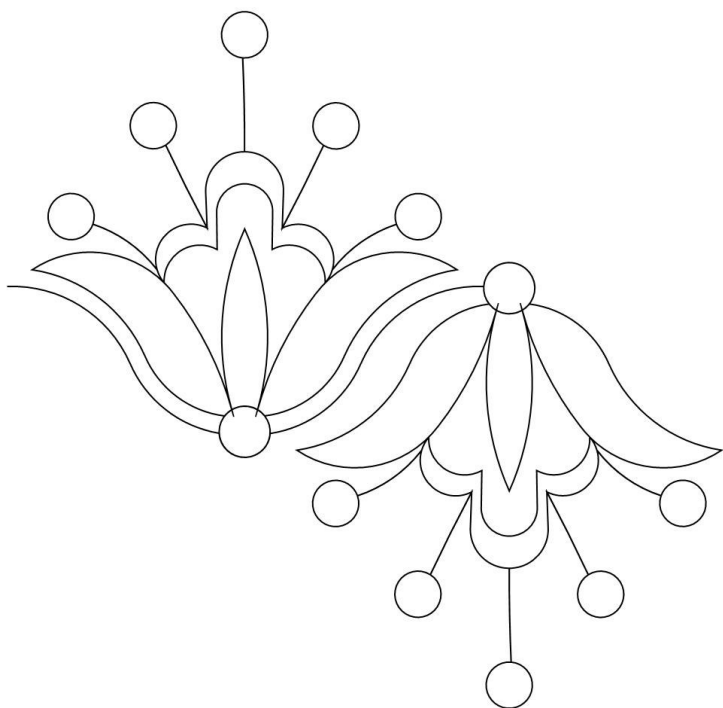


Football Fun 010




My Favorite E2E Patterns this Month

Eva Pano 001 Alt



Eva pano 002

Ribbon Dance Sq



At the default pattern size, I adjusted the rows with a $-.15$ vertical spacing.

The Name Panos...sigh!

—I do my level best to talk my quilting customers OUT of stitching name panos on their quilts. Why? Because I think they almost always detract from the quilt itself AND you can't read the names from the back-side of the quilt. My personal quilting philosophy is to "do no harm" which means not quilting elaborate designs on a quilt just because I have a computer guided longarm which allows me to do so. Just because you CAN does not mean you SHOULD.

—Regardless, name panos are popular, especially around Christmas and Graduation seasons. Consequently, this archive contains more name panos than I would like. Most of them you will never have a use for, so just cull them out and forget about them. That's what I do...they don't make it onto my Statlers. If you need one, you can always ask me to send it to you again.

—Almost every single name pano started out life as a "normal" pattern, to which we were requested to add a name. The original "normal" pattern is probably NOT included in the current archive, as it was created at some time in the past. That's one reason why CJC members get a 20% discount on all online pattern purchases.

—From time to time we poll our Crown Jewels Club members and ask them if they'd like us to delete all those name panos from the arcoption. As Crown Jewels Club members, you pay the \$50.00 monthly fee and get EVERYTHING Kim draws....including the name panos, and apparently, you want them all.hive so you don't have to cull them out. Very few people (much to my surprise) voted for that

Statler Owners Upgrading to Creative Studio 7.3 and 7.5 (please read)

Plan your software upgrade! If you have quilts to run and cannot afford any downtime, wait until your quilt load eases up before uploading.

Some people have had better luck downloading the software to a usb stick and upgrading their Statler and their Stand Alone Mode computers from the usb stick, rather than opening the Creative Studio software and then letting it upgrade from that point.

If you upgrade to Creative Studio 7.3 and your controller and/or red key numbers are no longer registered, you'll need to register them again. If the system won't let you register them, you'll need to reach out to Gammill/Statler Technical Support. As much as we'd love to help you, this is not something we can take care of for you. :(


Statler Technical Support

417-256-5919 ext. 2

StatlerSupport@gammill.com

ProStitcher Owners (please read)

DO NOT use the ProStitcher Beta software! Make sure you are running the vs ending 5706. Life will be much easier for you if you're running the current software.



Created by Sweet Dreams Quilt Studio, Quilter's LightBox® software was designed to easily:

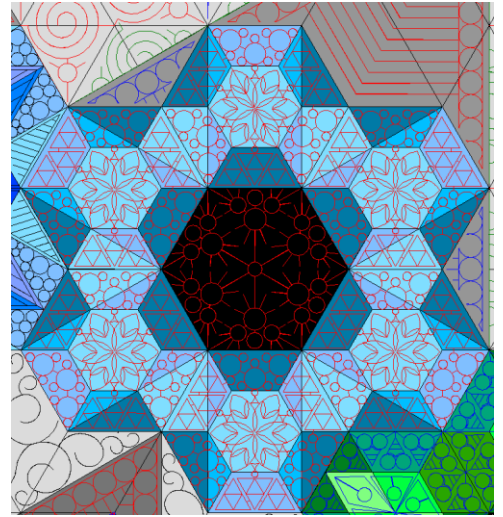
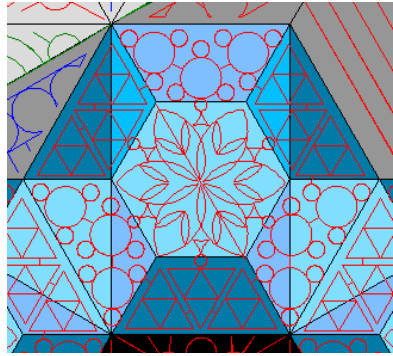
- Import photos of your quilt and/or quilt blocks.
- Import photos of quilt block pattern pictures.
- Preview quilting patterns superimposed over the quilt photos.
- Enlarge, reduce, copy, rotate, increase or decrease line widths, and adjust thread colors.
- Print pictures of the quilt/block with the patterns, and a list of the quilting pattern pictures used.
- Create a .zip file with all of the pictures for ease in emailing to quilt customers.
- Freehand feature, for those times when you want to doodle on your own!
- And now you can fade out the quilt image behind your pattern layout to better view the patterns.

The software includes over 9000 quilting pattern pictures and free monthly updates for quilting pattern pictures. The software is available for purchase online with immediate download, and also comes with a backup version on the DVD, along with the library of pattern pictures, delivered via USPS Priority Mail. DVD is shipped within 1 business day of order date. **Don't forget to download your free pattern pictures updates!!**

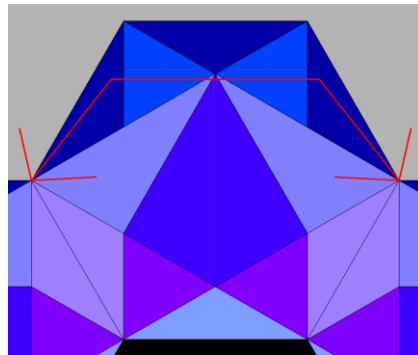
Now available at **no cost** to you. Log into your profile on the Sweet Dreams Quilt Studio website and download the software. If you want the DVD (which contains the software AND the 1st 9000 Sweet Dreams Quilt Studio images) there is a small shipping fee.

Pattern notes for Millie's Morsels


1. Only the January block pattern is not a p2p pattern. This pattern needs to be placed in this orientation in all places.





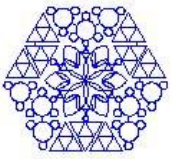
2. All the rest of the monthly block patterns are point to point patterns that are placed clicking these points:



3. The star used in the center of the quilt is also used in the background. Follow the diagram for placing the various patterns. Each quarter is the same but you must mirror vertically and horizontally to make it work.



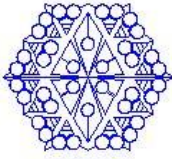




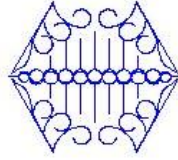
millie m jan hex block 001



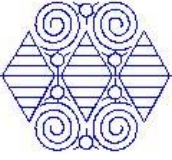
millie m jul hex p2p 006



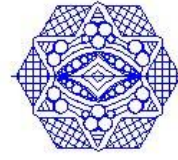
millie m feb hex p2p 001



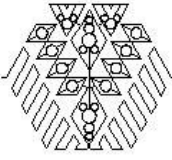
millie m aug hex p2p 007




millie m mar hex p2p 002



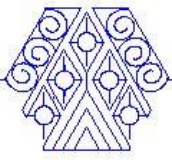
millie m sep hex p2p 008



millie m apr hex p2p 003




millie m oct hex p2p 009



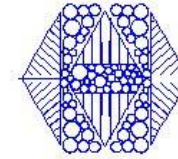
millie m may hex p2p 004



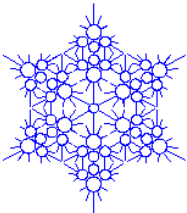
millie m nov hex p2p 010



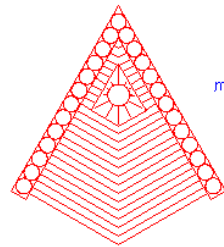
millie m jun hex p2p 005




millie m dec hex p2p 011



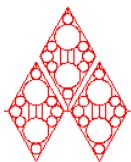
millie m center block 001



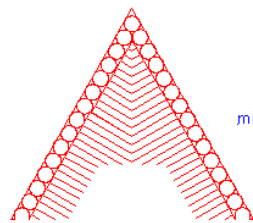
millie m star pt 004



millie m bkg 001



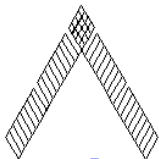
millie m star pt p2p 001



millie m star pt 005



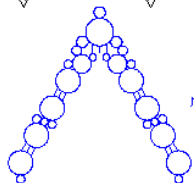
millie m bkg p2p 001 half



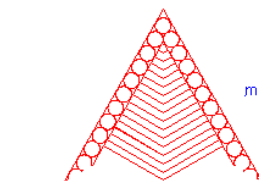
millie m star pt 002



millie m bkg p2p 003



millie m star pt 003



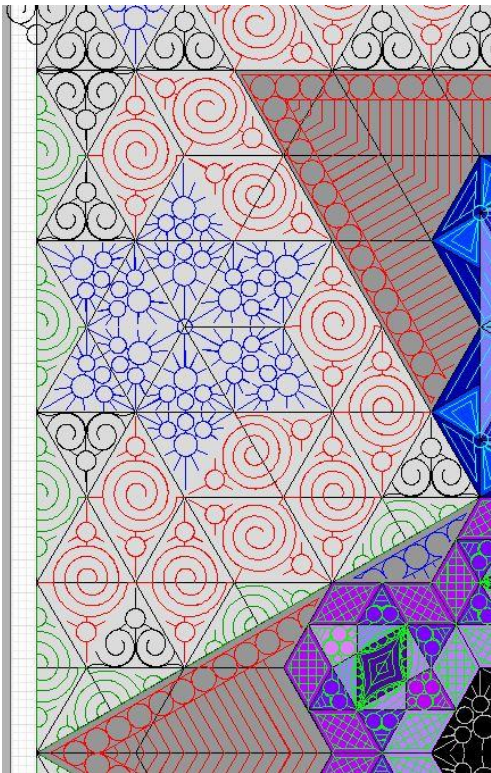

millie m star pt 006



millie m p2p 001




millie m star pt 007



background patterns

background patterns
(mirrored vertically)



background patterns
(mirrored horizontally)