



# Club Notes:



Moonstone

DECEMBER  
2023



## Greetings Quilters!

Kim and I did the Houston Festival at the beginning of November. We saw a few of you there, too! Managed to see it all and buy a few things I didn't already have in the first two days of the show. We drove down to Galveston on that Saturday (I'd never see the Gulf of Mexico). Enjoyed the quaint architecture of Galveston. We managed to be there smack dab in the middle of the 2023 Lonestar Motorcycle Rally. According to Google, they were expecting 150,000 motorcycles and 400,000 visitors. I also Googled the number of guest rooms in Galveston (6500). That's a lot of guest rooms for an island, but not equal to accommodating 400,000 visitors! We found a restaurant down on the beach and enjoyed the seafood!

While at the show, I bought [Sew Kind of Wonderful's](#) 70 & Sunny/Sunny Rays kit. It was delightful to chat with those two ladies! Will see how well I do with the pattern! I also bought a laser cut Storm at Sea quilt (finishes at 14.5" x 18") from [John Flynn Quilt Company](#). I

also bought this nifty little led light unit for use with my featherweight machines and my Bernina 350 machines so the light can be placed on either side of the presser foot. Haven't done any sewing on either of those two machine, yet, but I did use the light to help me see well enough to pick out stitches on a quilt while it was still loaded on my Statler. These old eyes need a lot of light these days!!

I spent a couple of days of the Thanksgiving weekend making a rag quilt style Christmas tree skirt for my youngest daughter's tree. I was pretty much way over that project...when I was only half way done with it. I did finish it and she said it was exactly what she wanted. I get it right every now and then!




Sweet Dreams Quilt Studio offices will be closed December 24th—January 1st. That means I won't be answering the phone, but if you have an issue with one of our patterns, leave a message for me and I'll call you back!!

Enjoy the holidays....and the patterns!  
Kim and Janet

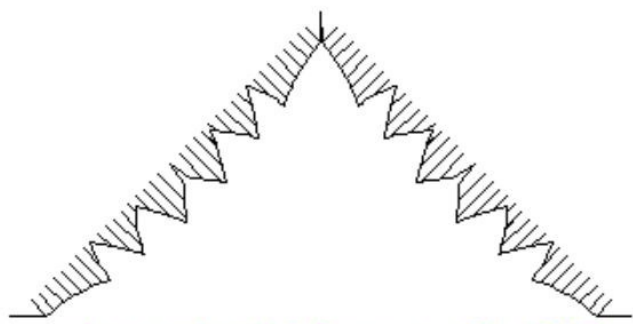
**The Moonstone December 2023 Archive contains 81 patterns,  
including 61 e2e patterns, a retail value of \$1115.00.**




# Cleopatra Fan Pattern Layout







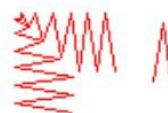
cleopatra tri frame p2p 001



feather large border

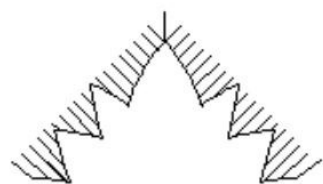


cleopatra tri 001



jn sedona brd crn 003

jn sedona border 003



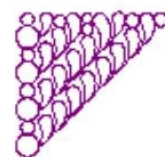
cleopatra tri frame p2p 002



cleopatra tri 003



cleopatra tri 002




cleopatra tri 004

***Feather Large Border, JN Sedona Brd Crn 003, and JN Sedona Border 003 patterns featured in this quilt layout are pre-existing patterns and are not included in this archive.***




# Carrie DWR Wedding Ring Patterns



# Favorite E2E Patterns




**Little Hands e2e 001**




**Leaf E2E 034**



# Christmas Patterns


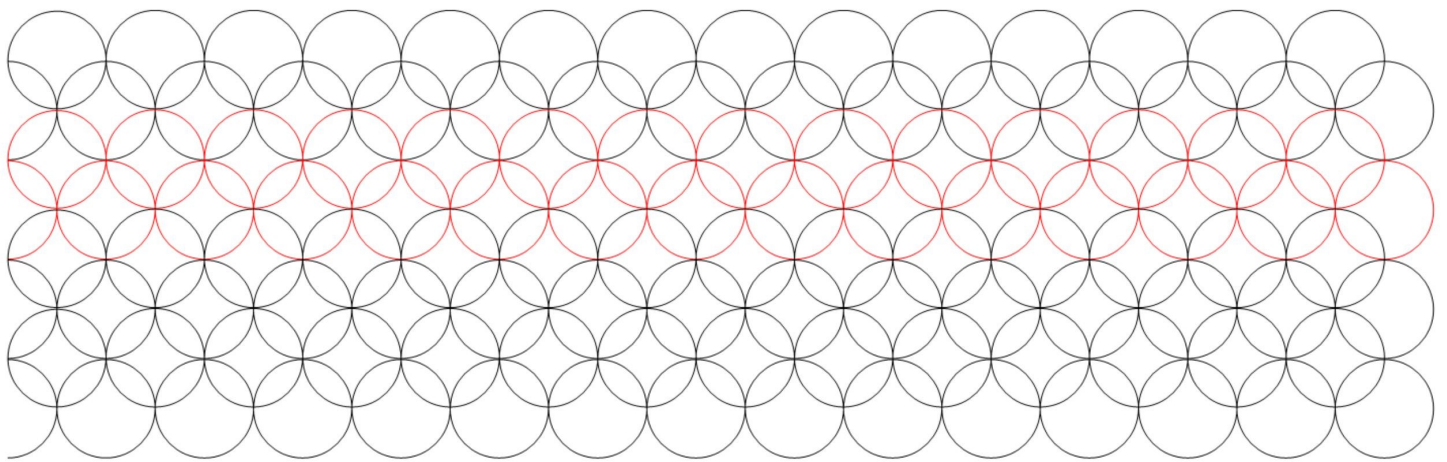


**Chubby Christmas E2E 002**




**Holly Ribbon E2E 001**

# New Extended Width Patterns








# Extended Width patterns, cont.





# Christmas Dream Tangle Patterns



Enjoy them while they last....Kim has no plans to make more dream tangle patterns.



# ***The Name Panos...sigh!***

—I do my level best to talk my quilting customers OUT of stitching name panos on their quilts. Why? Because I think they almost always detract from the quilt itself AND you can't read the names from the back-side of the quilt. My personal quilting philosophy is to "do no harm" which means not quilting elaborate designs on a quilt just because I have a computer guided longarm which allows me to do so. Just because you CAN does not mean you SHOULD.

—Regardless, name panos are popular, especially around Christmas and Graduation seasons. Consequently, this archive contains more name panos than I would like. Most of them you will never have a use for, so just cull them out and forget about them. That's what I do...they don't make it onto my Statlers. If you need one, you can always ask me to send it to you again.

***—Almost every single name pano started out life as a "normal" pattern, to which we were requested to add a name. The original "normal" pattern is probably NOT included in the current archive, as it was created at some time in the past. That's one reason why CJC members get a 20% discount on all online pattern purchases.***

—From time to time we poll our Crown Jewels Club members and ask them if they'd like us to delete all those name panos from the archive. As Crown Jewels Club members, you pay the \$50.00 monthly fee and get EVERYTHING Kim draws...including the name panos, and apparently, you want them all. Very few people (much to my surprise) voted to have them culled out prior to release.

## **Statler Owners Upgrading to Creative Studio 7.3 and 7.5 (please read)**

Plan your software upgrade! If you have quilts to run and cannot afford any downtime, wait until your quilt load eases up before uploading.

Some people have had better luck downloading the software to a usb stick and upgrading their Statler and their Stand Alone Mode computers from the usb stick, rather than opening the Creative Studio software and then letting it upgrade from that point.

Statler Owners: If you're using CS 7.5.4 are your encrypted patterns suddenly have a dark gold background (instead of light yellow), LOG OUT of your Creative Studio Cloud Database. Reboot your Creative Studio software and then log back into your CS Cloud Database. Your patterns should then be light yellow (which means that they will stitch). If you still have problems, sync your patterns to your Gammill Pattern Cloud Account.

If you upgrade to Statler's Ascend, Gammill will make all of your patterns (in your Gammill Pattern Cloud Account) work with your new system, but you will need to contact SDQS with your new Statler Gold Key number.

### **Statler Technical Support**

417-256-5919 ext. 1 / StatlerSupport@gammill.com