



# Club Notes:



Moonstone

JUNE  
2024

Greetings Quilters!

The Crown Jewels Club has been running since February 2009! Through the June 2024 patterns, that's 22,962 patterns. For those of you who have been Crown Jewels Club members since the very beginning, that's quite an impressive pattern collection (and we KNOW you buy patterns from other designers, too). We are collectors, aren't we? I personally have a mid to high level thread addiction in addition to my pattern collection!

Next month will be the final installment of the Crown Jewels Club. The payment for the July patterns will process on July 1st and the patterns will be released on July 3rd. For those of you who have requested that I convert your Crown Jewels Club membership to Club Diamond or Club Diamond Lite after the July CJC patterns are released, your \$25 Club Diamond/Club Diamond Lite payment will process on August 1, 2024. For everybody else, your periodic orders will end with the July 1st payment.










I am retiring from Sweet Dreams at the end of June (well....I'll get the July CJC patterns sent out and then I'm retired). I have been privileged to provide customer service to you all these years and am sure I will miss hearing the voices of my "frequent flyer" callers. Customer Service in the future will be handled by Kim, Steve, or Kadee, although, I'll still be in the background helping them help you if they get stumped! Customer Service will remain a priority for Sweet Dreams!

My immediate plans are to take my grandson fishing and make homemade pizzas with my granddaughter, go to more quilt retreats, and just maybe quilt one of my own quilts!

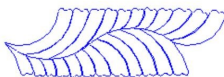

Enjoy the patterns!  
Janet

**The Moonstone June 2024 Archive contains 119 patterns,  
including 75 e2e patterns, a retail value of \$1565.00.**

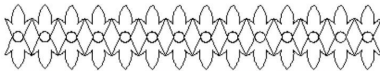
# Catherines Floral Patterns



# Carolina Lily Patterns



db feather border 002



dresdan 20 sash 002



lanni p2p 001



lanni leaf 001



lanni block 001



lanni block qtr p2p 001



lanni block 3 qtrs 001



lanni stem 001


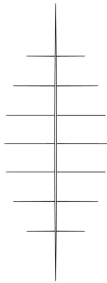
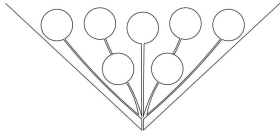
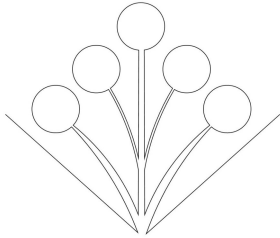
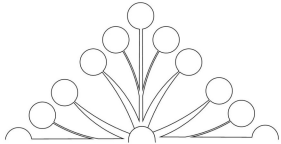
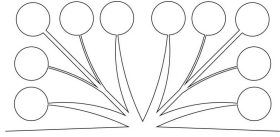
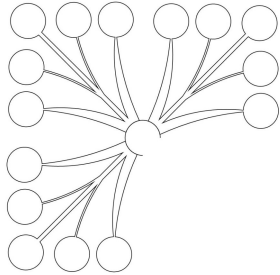
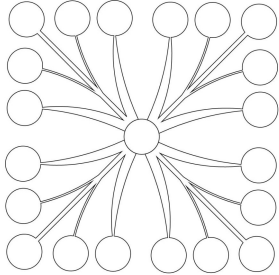


lanni block half p2p 001

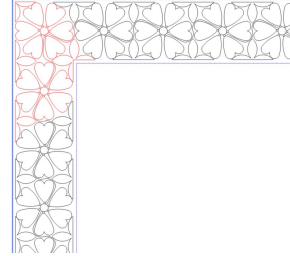
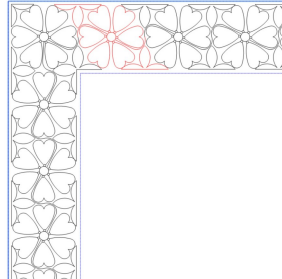






lanni block half 001


# Lanni Blocks for Carolina Lily



# Piper Patterns



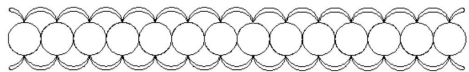
# X Block Patterns



catherines brd crn 002



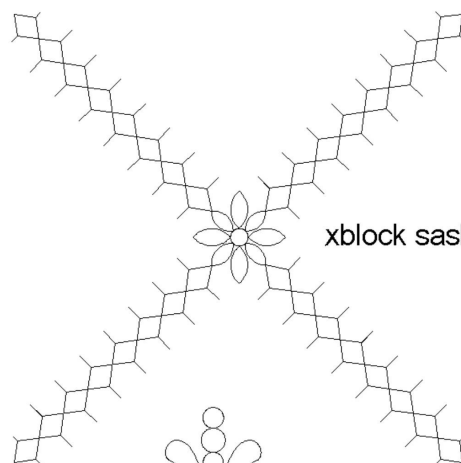
catherines border 002




diane sash 004



dawns block 045 (existing)




xblock sash 001




dawns block 013 tri p2p 002



# Extended Width E2E Patterns



Stars and Stripes E2E 002 Extended



Rolling Feather E2E 001 Extended

# ***The Name Panos...sigh!***

—I do my level best to talk my quilting customers OUT of stitching name panos on their quilts. Why? Because I think they almost always detract from the quilt itself AND you can't read the names from the back-side of the quilt. My personal quilting philosophy is to "do no harm" which means not quilting elaborate designs on a quilt just because I have a computer guided longarm which allows me to do so. Just because you CAN does not mean you SHOULD.

—Regardless, name panos are popular, especially around Christmas and Graduation seasons. Consequently, this archive contains more name panos than I would like. Most of them you will never have a use for, so just cull them out and forget about them. That's what I do...they don't make it onto my Statlers. If you need one, you can always ask me to send it to you again.

***—Almost every single name pano started out life as a "normal" pattern, to which we were requested to add a name. The original "normal" pattern is probably NOT included in the current archive, as it was created at some time in the past. That's one reason why CJC members get a 20% discount on all online pattern purchases.***

—From time to time we poll our Crown Jewels Club members and ask them if they'd like us to delete all those name panos from the archive. As Crown Jewels Club members, you pay the \$50.00 monthly fee and get EVERYTHING Kim draws...including the name panos, and apparently, you want them all. Very few people (much to my surprise) voted to have them culled out prior to release.

## **Statler Owners Upgrading to Creative Studio 7.3 and 7.5 (please read)**

Plan your software upgrade! If you have quilts to run and cannot afford any downtime, wait until your quilt load eases up before uploading.

Some people have had better luck downloading the software to a usb stick and upgrading their Statler and their Stand Alone Mode computers from the usb stick, rather than opening the Creative Studio software and then letting it upgrade from that point.

Statler Owners: If you're using CS 7.5.4 are your encrypted patterns suddenly have a dark gold background (instead of light yellow), LOG OUT of your Creative Studio Cloud Database. Reboot your Creative Studio software and then log back into your CS Cloud Database. Your patterns should then be light yellow (which means that they will stitch). If you still have problems, sync your patterns to your Gammill Pattern Cloud Account.

If you upgrade to Statler's Ascend, Gammill will make all of your patterns (in your Gammill Pattern Cloud Account) work with your new system, but you will need to contact SDQS with your new Statler Gold Key number.

### **Statler Technical Support**

417-256-5919 ext. 1 / StatlerSupport@gammill.com