



Club Notes:



Obsidian

JULY
2021

Greetings Quilters!

And....**Poof!** June is gone!!

Life in mid-Missouri is a bit on the damp side these days! We've had showers and thunderstorms for a couple of weeks. I had over 5" of rain in my gauge one morning and 3" more within a couple of days. It's challenging to keep up with the quilt roster when the quilts keep coming in, but the lightening prevents you from plugging in your machines and getting the quilts done. I was playing "Russian roulette" last Tuesday...trying to get a couple of quilts finished, and keeping one eye on the weather radar and getting more and more nervous. Finally, I just couldn't risk it any further. Got both machines shut down and unplugged. About 10 minutes later, the neighbors across the street had a tree in their front yard absolutely fried by lightening. So...I'm not taking risks this week.



Kim and I attended the Kansas City Regional Quilt Festival on June 17th. We both purchased Lori Smith's Enchanted Garden Quilt Kit (wool applique). Those who know me will understand about the other items I bought.....**THREAD!** This time it was Presencia Pearl Cotton.....16 weight! I didn't even know anybody made 16 weight! I'm in love! Where Valdani has more muted colors, Presencia has more of the brighter colors. Now to campaign Valdani to create a 16 line of pearl cotton!












This month Kim was able to create patterns set for several quilts, as well as make patterns just based on botanical motifs rattling around in her head (The Darby Patterns). Maybe this next month she'll be inspired to make some background fill patterns for our Enchanted Garden blocks (not that we'll either of us get this quilt done in less than a year).

Enjoy the patterns!
Janet & Kim






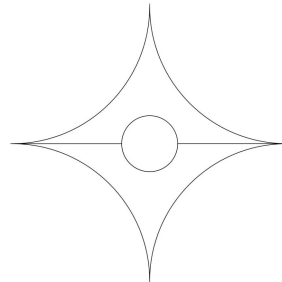






**The Obsidian July 2021 Archive contains 102 patterns,
including 44 panos, a retail value of \$1240.00.**


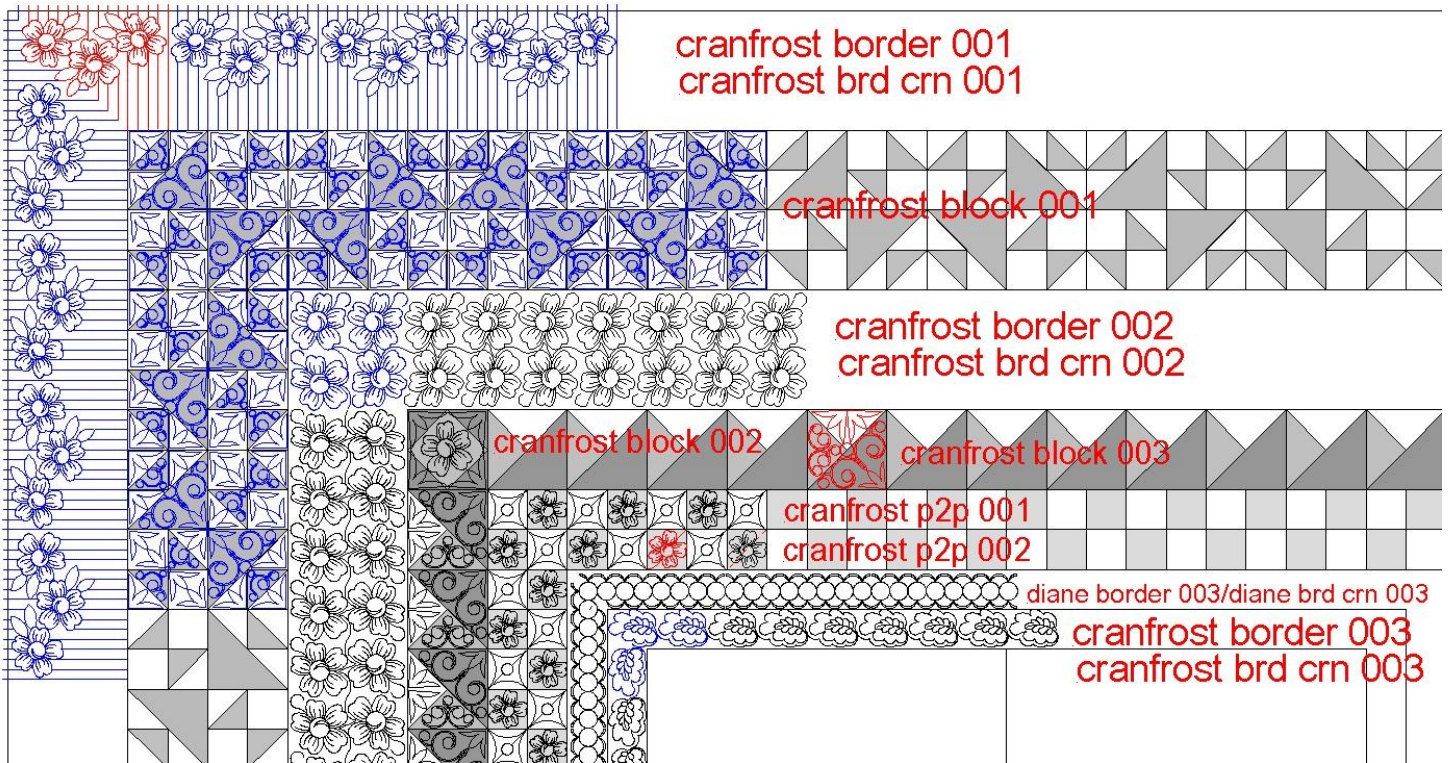
Darby Patterns

(not for a specific quilt)



Cranberry Frost Quilt





cranfrost block 001



cranfrost block 002



cranfrost block 003




cranfrost p2p 001




cranfrost p2p 002




cranfrost p2p 002 ns




cranfrost brd crn 001



cranfrost border 001




diane border 003/diane brd crn 003



cranfrost border 002



cranfrost brd crn 002



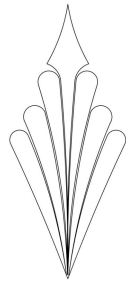




cranfrost border 003
cranfrost brd crn 003

Layout for this quilt includes the use of a couple of pre-existing patterns (diane border 003 & diane bdr crn 003). These two patterns are not part of this archive.

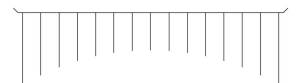
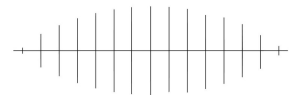
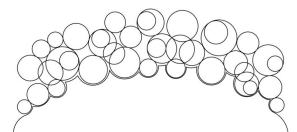

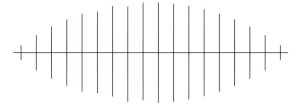

Eldon Quilt Patterns

(Laundry Basket Quilts)

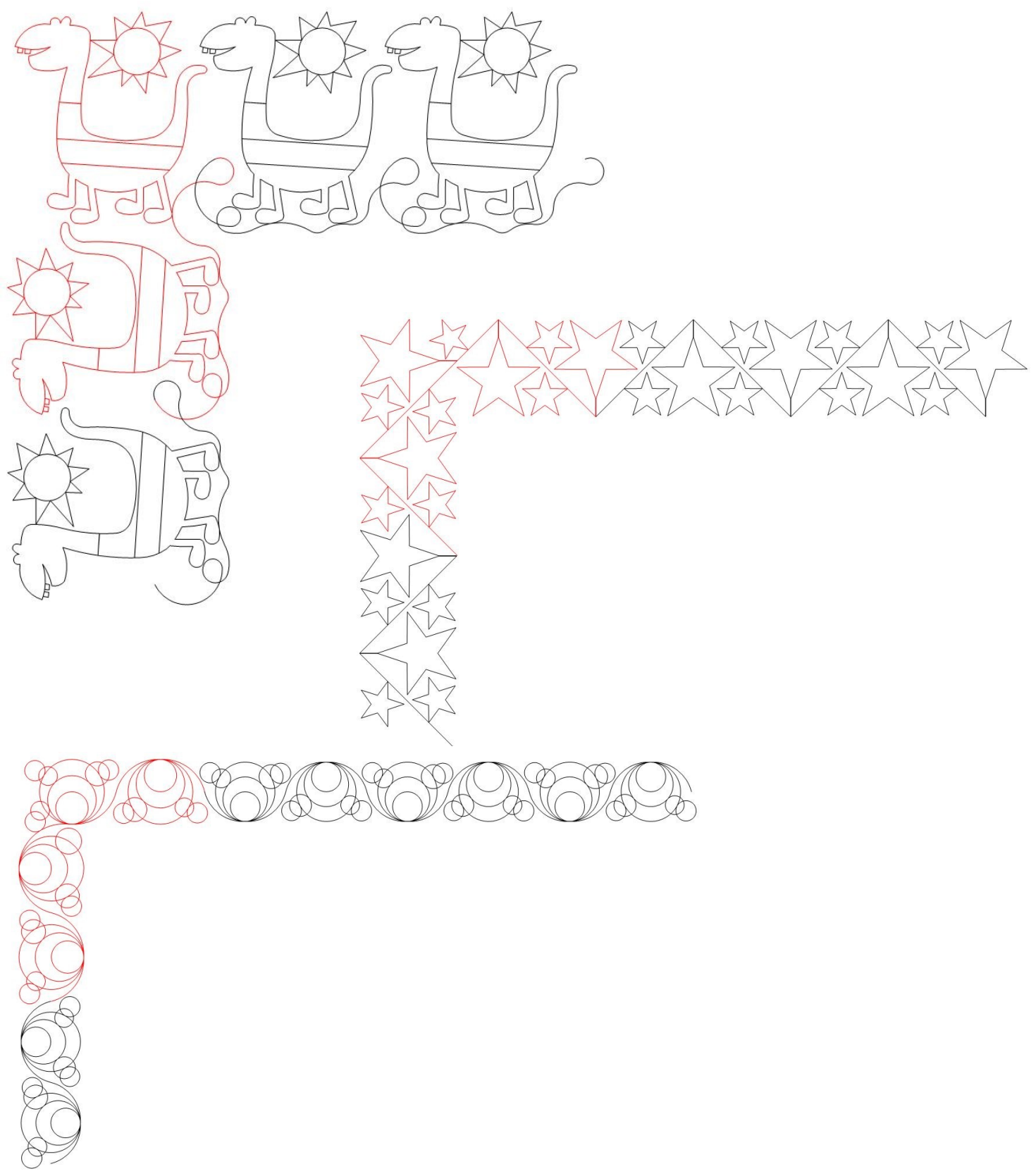


Urban Chained Quilt



(Sew Kind of Wonderful)




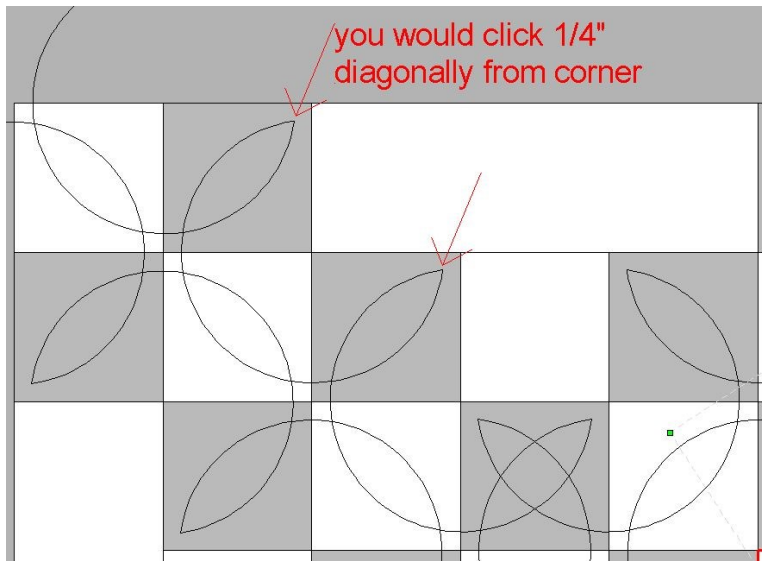


Border and Border Corner Sets




Kid Quilt Patterns



Double Irish Chain Patterns

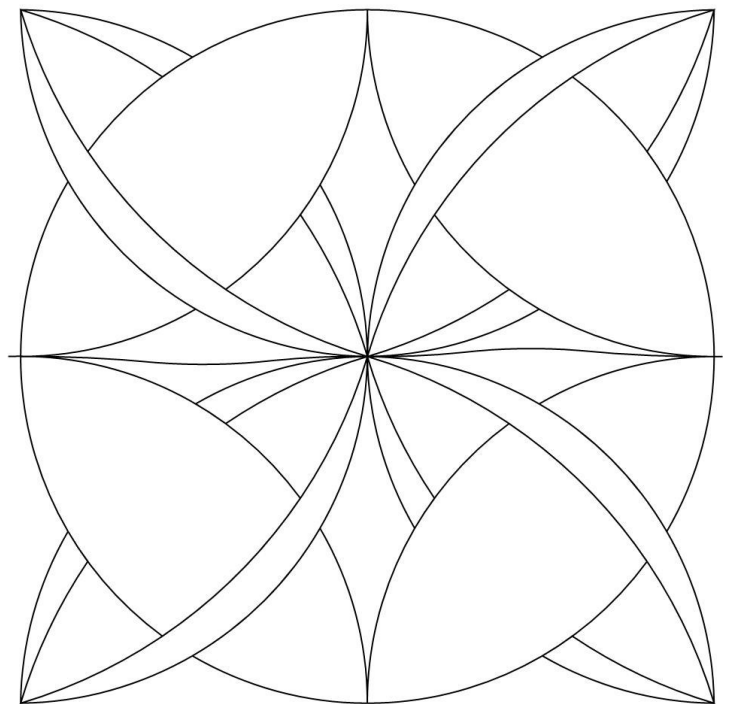


My Favorite E2E Patterns this Month



**Alternating Sq Pano 001
Extended Width Series**

**Celtic cath window pano
001**



The Name Panos...sigh!

—I do my level best to talk my quilting customers OUT of stitching name panos on their quilts. Why? Because I think they almost always detract from the quilt itself AND you can't read the names from the back-side of the quilt. My personal quilting philosophy is to "do no harm" which means not quilting elaborate designs on a quilt just because I have a computer guided longarm which allows me to do so. Just because you CAN does not mean you SHOULD.

—Regardless, name panos are popular, especially around Christmas and Graduation seasons. Consequently, this archive contains more name panos than I would like. Most of them you will never have a use for, so just cull them out and forget about them. That's what I do...they don't make it onto my Statlers. If you need one, you can always ask me to send it to you again.

—Almost every single name pano started out life as a "normal" pattern, to which we were requested to add a name. The original "normal" pattern is probably NOT included in the current archive, as it was created at some time in the past. That's one reason why CJC members get a 20% discount on all online pattern purchases.

—From time to time we poll our Crown Jewels Club members and ask them if they'd like us to delete all those name panos from the arcoption. As Crown Jewels Club members, you pay the \$50.00 monthly fee and get EVERYTHING Kim draws....including the name panos, and apparently, you want them all.hive so you don't have to cull them out. Very few people (much to my surprise) voted for that

Statler Owners Upgrading to Creative Studio 7.3 (please read)

Plan your software upgrade! If you have quilts to run and cannot afford any downtime, wait until your quilt load eases up before uploading.

Some people have had better luck downloading the software to a usb stick and upgrading their Statler and their Stand Alone Mode computers from the usb stick, rather than opening the Creative Studio software and then letting it upgrade from that point.

If you upgrade to Creative Studio 7.3 and your controller and/or red key numbers are no longer registered, you'll need to register them again. If the system won't let you register them, you'll need to reach out to Gammill/Statler Technical Support. As much as we'd love to help you, this is not something we can take care of for you. :(

Statler Technical Support

417-256-5919 ext. 2

StatlerSupport@gammill.com

ProStitcher Owners (please read)

DO NOT use the ProStitcher Beta software! Make sure you are running the vs ending 5706. Life will be much easier for you if you're running the current software.



Created by Sweet Dreams Quilt Studio, Quilter's LightBox® software was designed to easily:

- Import photos of your quilt and/or quilt blocks.
- Import photos of quilt block pattern pictures.
- Preview quilting patterns superimposed over the quilt photos.
- Enlarge, reduce, copy, rotate, increase or decrease line widths, and adjust thread colors.
- Print pictures of the quilt/block with the patterns, and a list of the quilting pattern pictures used.
- Create a .zip file with all of the pictures for ease in emailing to quilt customers.
- Freehand feature, for those times when you want to doodle on your own!
- And now you can fade out the quilt image behind your pattern layout to better view the patterns.

The software includes over 9000 quilting pattern pictures and free monthly updates for quilting pattern pictures. The software is available for purchase online with immediate download, and also comes with a backup version on the DVD, along with the library of pattern pictures, delivered via USPS Priority Mail. DVD is shipped within 1 business day of order date. **Don't forget to download your free pattern pictures updates!!**

Now available at **no cost** to you. Log into your profile on the Sweet Dreams Quilt Studio website and download the software. If you want the DVD (which contains the software AND the 1st 9000 Sweet Dreams Quilt Studio images) there is a small shipping fee.