

# Club Notes:



August 2014

Vacation was great! I filled pattern orders and answered emails and phone calls from beneath the RV awning at EAA AirVenture, Oshkosh, WI.

I spent one with Mary Bongers in Hortonville, WI (she's a CJC member, too). She met us at the Target parking lot at 8:00am and dropped me back off at 8:00pm. I helped her sew zippers from the Quick Zip System onto the canvas leaders of her Statler Stitcher. I actually managed to put together 5 of my Laurel Burch Lucky Star blocks. We had a nice lunch followed by a trip to the Primitive Gatherings quilt shop in Menasha, WI. The MOTHERLOAD of wools was just waiting for me. I may have drooled a bit. I know I spent too much money. Their shopping baskets aren't big enough! I filled my basket and then had to go back through it and cull out a bunch. All those wonderful kits! I kept asking myself, "Are you REALLY going to make that kit if you buy it?" "Do you want to MAKE it or do you just want to HAVE it?" And then there was the, "Don't blow your discretionary money budget!" So, I ended up buying some black flannel for background in my Bertie's Year project, and a few collections of "charm square" wools.

We suffered through the obligatory monsoon, complete with high winds and hail, but also enjoyed the arrival of the United States Air Force Thunderbirds. Makes a person shiver! We came home in time for Jordan (the almost 15 year old daughter) to put in some pre-high school softball tryouts batting practice, and then dive back into the office.

We enjoyed cool weather on our vacation, and now that Jordan is doing 3 days of 3 hour softball tryouts, the temperatures are in the upper 90's. I might finish the vacation laundry before the week is over, put away the tarps, tubs, and coolers....until next year!

Kim was tied to her design chair while I was gone. She produced an enormous number of patterns in the 10 days we were on vacation. Enjoy them!

Kim and Janet


## A Note About Name Designs:

There are 25 Name Designs included in the Onyx Duke Archive! That's a lot! That means that there are 168 patterns included in this archive which are NOT name designs. That means the average cost of those 168 patterns is .36/each. That's still an amazing value. We just wanted you to know that we realize that there are going to be designs you won't use, but since Kim's Crown Jewels Club promises you EVERYTHING she draws, you get the odd stuff right along with the really cool stuff. We promise not to be offended if you simply delete the stuff you don't want! And....if you change your mind at some later date....we'll send it to you again!



**The Onyx Duke contains 193 patterns, including 443 panos, a retail value of \$2145.00.**


# Panos




**Pattern: 100 years celebration pano**  
Archive: Onyx Duke




**Pattern: 26.2 pano 001**  
Archive: Onyx Duke




**Pattern: air force pano 001**  
Archive: Onyx Duke




**Pattern: anns flower pano 001**  
Archive: Onyx Duke




**Pattern: asu pano 001**  
Archive: Onyx Duke



**Pattern: background fill 005 pano ns**  
Archive: Onyx Duke



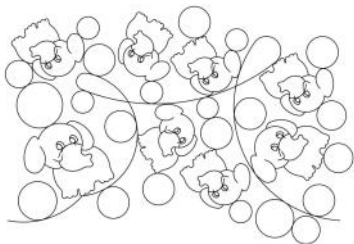
**Pattern: bball bull pano 001**  
Archive: Onyx Duke




**Pattern: bday 2014 pano sq 001**  
Archive: Onyx Duke




**Pattern: columbine pano 001**  
Archive: Onyx Duke



**Pattern: corrines baby elephant pano**  
Archive: Onyx Duke




**Pattern: crown taylor pano 001**  
Archive: Onyx Duke




**Pattern: dalmation pano 001**  
Archive: Onyx Duke

# Panos Con't.




Pattern: fig pano 001

Archive: Onyx Duke



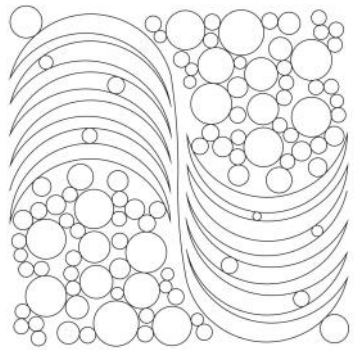
Pattern: football bison 001

Archive: Onyx Duke



Pattern: football bisons pano

Archive: Onyx Duke




Pattern: glass block pano 001

Archive: Onyx Duke



Pattern: go broncos pano 002

Archive: Onyx Duke



Pattern: go maroons pano 002

Archive: Onyx Duke



Pattern: hanging pano 001

Archive: Onyx Duke




Pattern: happy snowmen pano 001

Archive: Onyx Duke



Pattern: house pano 001

Archive: Onyx Duke



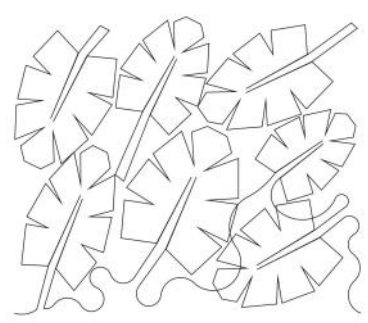
Pattern: jaxon pano

Archive: Onyx Duke



Pattern: jonah leaf pano 001

Archive: Onyx Duke



Pattern: jungle leaf 003 sq

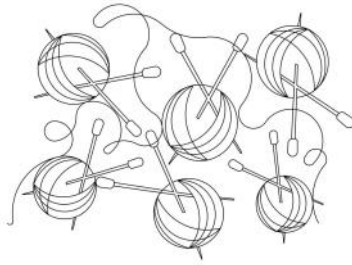
Archive: Onyx Duke




Panos Cont.



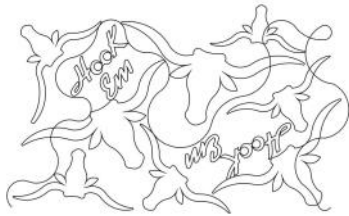
Pattern: kinsey pano 001  
Archive: Onyx Duke



Pattern: knitting pano 001  
Archive: Onyx Duke




Pattern: kym ring pano 001  
Archive: Onyx Duke



Pattern: longhorn pano 001  
Archive: Onyx Duke



Pattern: madison pano 001  
Archive: Onyx Duke



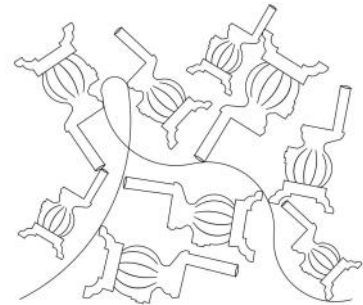
Pattern: mountain pano 002  
Archive: Onyx Duke



Pattern: owl pano 006  
Archive: Onyx Duke




Pattern: owl pano 007  
Archive: Onyx Duke




Pattern: pot belly pano 001  
Archive: Onyx Duke



Pattern: r j knotts ball pano  
Archive: Onyx Duke



Pattern: sam turtle pano 001  
Archive: Onyx Duke



Pattern: sea horse pano 001  
Archive: Onyx Duke

# Panos Cont.



Pattern: spiral pano 001

Archive: Onyx Duke




Pattern: squash blossom pano 001

Archive: Onyx Duke




Pattern: surfing santa pano

Archive: Onyx Duke




Pattern: triceratop pano 001

Archive: Onyx Duke




Pattern: uva pano 001

Archive: Onyx Duke



Pattern: wis pano 001

Archive: Onyx Duke



Pattern: yokies pano 001

Archive: Onyx Duke

“VACATION PLANS: **The August Crown Jewels Club patterns will NOT be released until after Monday, August 4th.** I will be on vacation in Oshkosh, WI (July 23 through August 2nd). Be nice to Kim while I’m gone! I’ll still be available by email ([sweetdreamsq@aol.com](mailto:sweetdreamsq@aol.com)) and by cell phone (573-999-5706), so if you have an emergency, you can still reach out! If you have design requests....email them to me, please. I plan to take a sewing machine with me and work on my cousin’s Laurel Burch quilt!”

This blurb above about the release date of the August Crown Jewels Club patterns was on the front page of the July Club Notes Newsletter. Based on the high volume of CJC members who have either emailed me or called me or Facebooked me about not get-

ting their August patterns, yet, I’m suspecting that the CJC members are not actually reading the Club Notes Newsletter. It takes a considerable amount of time to create all of the layouts and write the newsletter. If you aren’t going to read it, I think I might quit writing it. I can better use that time for other customer service needs. So, what do you all say? If even 25% of the CJC members [email](#) me with WE WANT THE CLUB NOTES in the email subject line, I’ll keep it up! If the responses are less than 25%, I will just make catalogs, but not write the newsletter. I just want to spend my time working on the things that matter the most to our customers!

Also, your monthly CJC payment processes on the anniversary date of when it was set up. It has nothing at all to do with the date the patterns are released. I heard from one CJC member who thought they were connected. If you were one of the many who believed they were connected and so contacted me about the August patterns, I apologize for not making that clear all along! :)



# Meet Your New

# Best Friend!

Created by Sweet Dreams Quilt Studio,  
Quilter's LightBox<sup>®</sup> software was designed to easily:

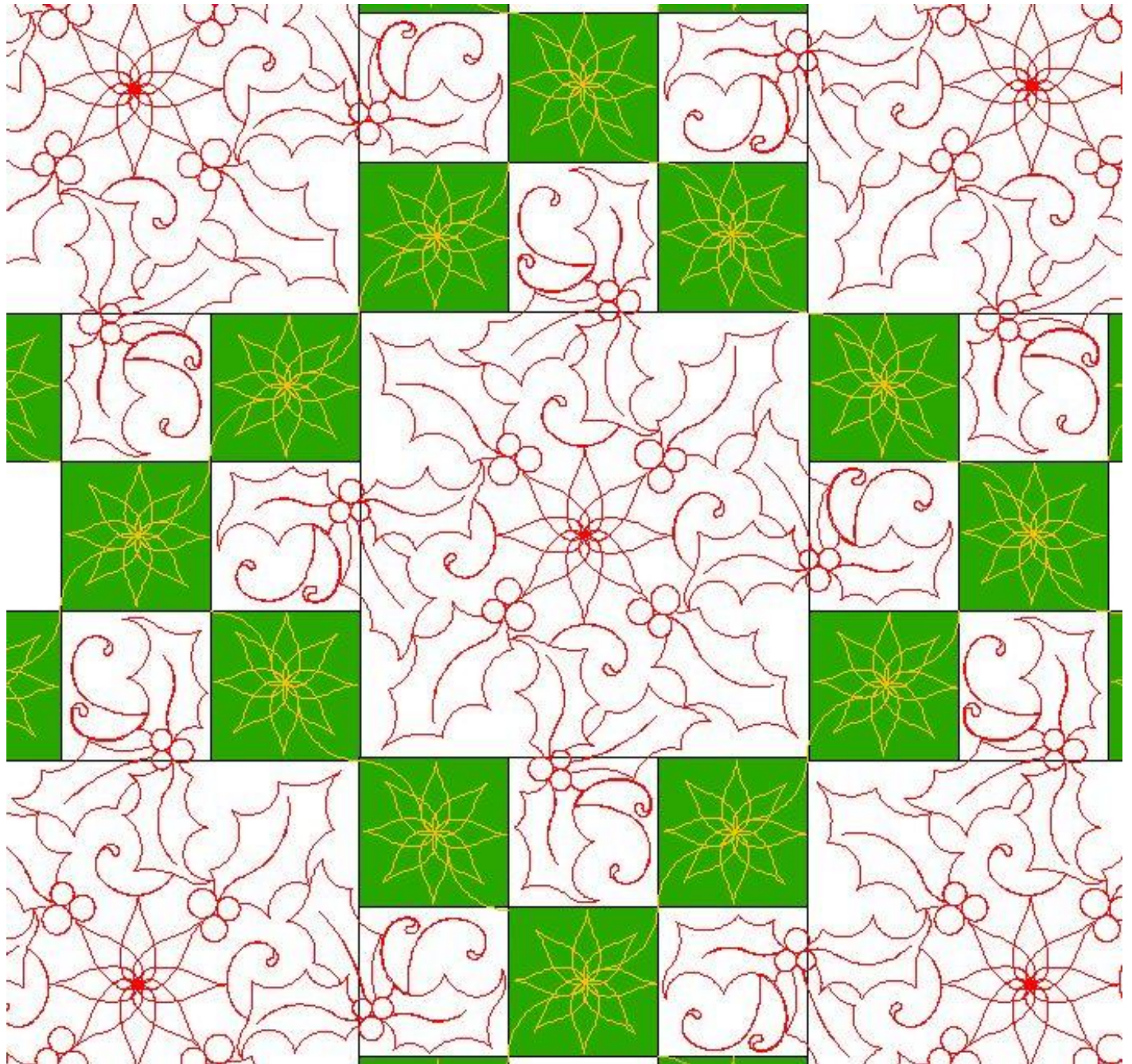
- Import photos of your quilt and/or quilt blocks.
  - Import photos of quilt block pattern pictures.
  - Preview quilting patterns superimposed over the quilt photos.
  - Enlarge, reduce, copy, rotate, increase or decrease line widths, and adjust thread colors.
  - Print pictures of the quilt/block with the patterns, and a list of the quilting pattern pictures used.
  - Create a .zip file with all of the pictures for ease in emailing to quilt customers.
- **AND NOW has a freehand feature, for those times when you want to doodle on your own!**

The software includes over 9000 quilting pattern pictures and free monthly updates for quilting pattern pictures. The software is available for purchase online with immediate download, and also comes with a backup version on the DVD, along with the library of pattern pictures, delivered via USPS Priority Mail. DVD is shipped within 1 business day of order date. **Don't forget to download your free pattern pictures updates!!**

<http://www.quilterslightbox.com>




# Single Irish Chain Set





# South Western New York Beauty (NYB) Patterns

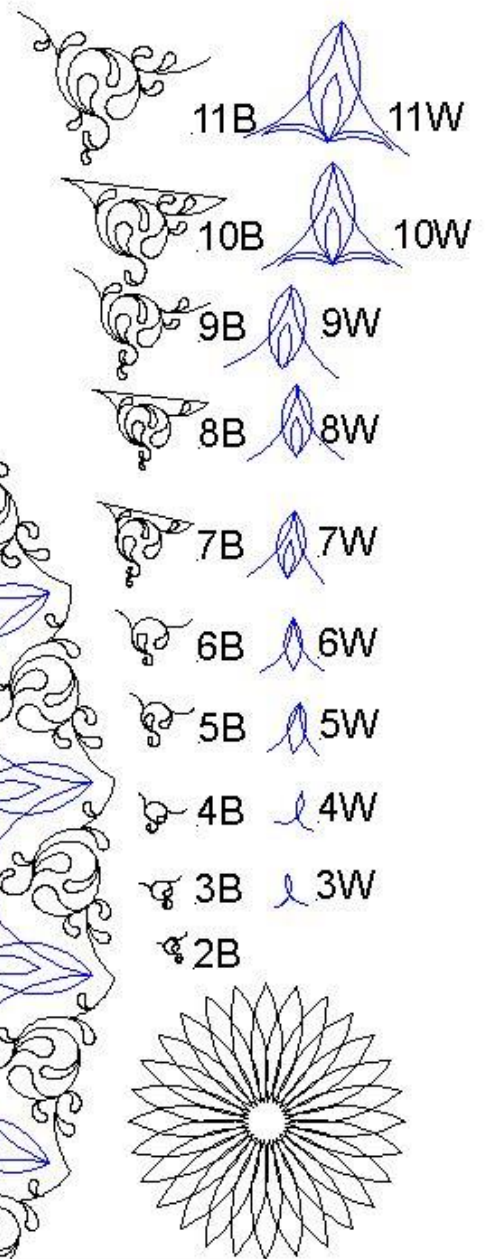
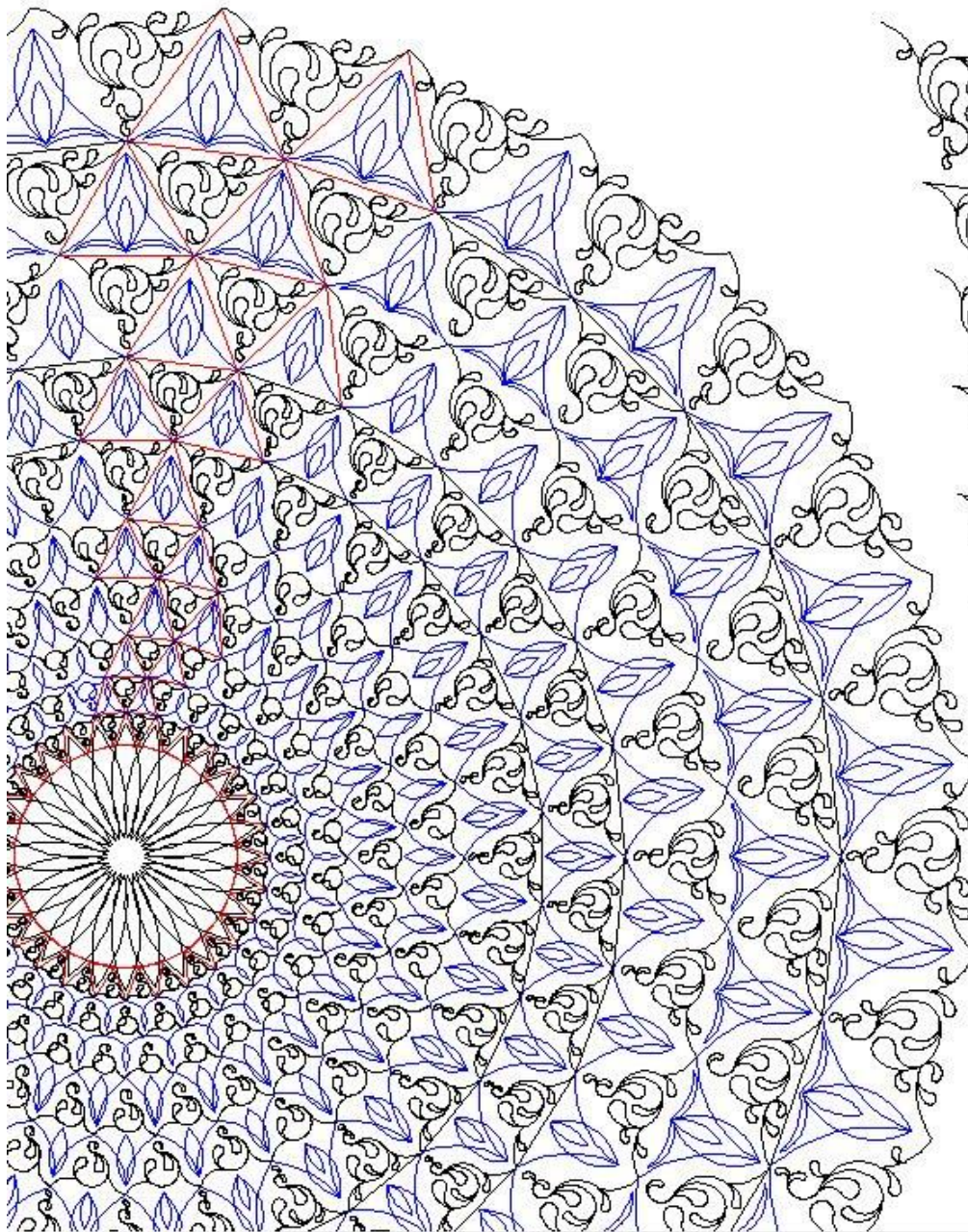




# Patterns for Judy Niemeyer's Seasons Table Runner



# Circle Triangle Set





Pattern Type	Size	Name of Existing Pattern for Modification	Name to be included in pattern	Attach good photos of quilt and blocks	Style you're going for. Other patterns you're using in the quilt, etc.
Block #1					
Block #2					
Block #3					
Border & Border Corner #1					
Border & Border Corner #2					
Border & Border Corner #3					
Triangle-Equilateral (all sides equal and all angles are 60 degrees)					
Triangle-Isosceles (two equal sides and two equal angles)					
Triangle-Scalene (no equal sides & no equal angles)					
Sash					
Point-to-Point					
Edge-to-Edge—Directional					
Edge-to-edge-Non Directional					
Edge-to-Edge-Interlocking					
Edge-to-Edge-Squared					

**Important things to consider and include with your design request:**

When you take photos of the quilt and/or quilt block, the camera should be parallel to the quilt (we need a straight on shot). If we have to draft out the block, it helps a lot to capture correct angles.

If you want an existing pattern modified, we need the exact pattern name. (We cannot modify another designer's pattern, so please don't ask us to do that.)

Style you're going for: If you want celtic, but don't tell us and we make floral, no one will be happy.

If you want a name included in the pattern, you need to double check the spelling before you submit the request. If you find out after the pattern has been designed that you requested the pattern with incorrect spelling, your submission of the correct name spelling goes to the end of the drawing list, causing a delay for you.

If your machine has a short throat, please make sure you tell us the largest amount of the fabric your machine has access to quilt. [PLEASE email your design requests \(you can follow up with a phone call, but it helps us to have the email.\)](#)

# Favorite Longarm Supplies Vendors:

Updated

We've had many questions from new longarm quilters about the best places to buy their supplies. So, we thought we'd provide a list of our favorite vendors. This is not an exclusive list...you may already have other vendors who take care of your longarm supply needs...and we're not trying to convert anybody.

**Superior Thread:** I buy King Tut Thread in the 2000 yard cones, although they have poly thread as well. They sell wholesale only, so you'll need your sales tax certificate to set up an account. They have an amazing selection of thread. They have fabulous customer service and an easy online account set up process. They also ship internationally! <http://www.superiorthreads.com>

**Checker Distributing:** Wholesale Only.....I have rarely looked in vain for anything quilt related on their site. Shopping for supplies can be addicting! Shipping is charged on large items, but not on items such as pins, needles, thread, books, scissors, or most other notions. They do charge shipping on bolts of fabric, luggage, cutting mats, Ott Lights, etc. (They now carry Quilter's Dream Batting.....but only to customers outside of the United States.) <http://www.checkerdist.com>

**SouthStar Supply Company:** They have scissors, snips & holsters, bobbins, pattern making supplies, rotary cutters, mats, knives, sharpeners, notions, needles, pins, ergonomics, safety, & handling supplies, steamers, machine oil, spot lifters, silicone.....and they are very nice people to work with. <http://www.southstarsupply.com>

**Quilter's Dream Batting:** I have pretty much stopped purchasing rolls of batting. I find it easier to maintain an accurate inventory of batting, and it stores well. Unlike some packaged batting, I don't find that the QD batting is distorted, and so it doesn't require a trip through my dryer before I can use it. Some of my best friends who also have longarm quilting businesses stock packaged batting as well as batting on a roll. We agree that these people are easy to work with! <http://www.quiltersdreambatting.com>

**Virginia Longarm:** I buy the dress bag and the 3-sided zipper totes to deliver my quilts to customer. They bring their next quilt to me in their bag. When I arrive at our guild meetings, laden with my purple bags, people say it looks like Christmas. Their quilts stay clean and it adds a little extra class and professionalism to my business. <http://www.virginalongarm.com> or call 804-708-0741.

**Wingspan Crafts:** These are the people at MQX East who have the pre-shunk cotton batting (Katahdin) and the lovely 80/20 (Acadia). They were very nice to work with. <http://www.wingspancrafts.com>

**Winline Textiles:** These people were at MQS in Wichita. Their batting also feels very nice, has great consistency. They sent me home with two sample batts (a crib size and a twin size). I have used both sample batts and was very, very pleased. Visit them at: <http://www.winline.com>