

Club Notes:



September 2014

Greetings Quilters!

What a busy time of year it is!

Kim's youngest daughter just started up her fall semester college classes last week and already has 2 papers due this week!

My youngest daughter just started as a freshman in High School, and unlike her older sister, she seems to like it....so far! She is also playing recreational softball this fall, and the practice is very uncomfortable (maybe more for the parental units than for the players). The temperatures this week have been 104°F heat index. On Monday, the radio announcer said we were in for another day of "air you can wear".

Kim and her husband, Dave, are in Montana. Kim's Dad isn't doing real well physically (going through radiation treatments for recurring prostate cancer), so they are helping, along with her siblings, clean out, and organize his house again....possibly looking into moving him into an apartment. Kim's daughter, Kadee, is pregnant again....another little girl....and so life with little ones continues to be exciting and challenging!

Kim has been working on some amazing designs for Christmas. She hasn't tested them, yet, so you can't have them until she is done with that whole process. I think you're all going to love them! The grocery store just took down the "School Supply List" station and put up the Halloween Candy! It's not October, yet!

Enjoy the patterns this month!

Janet & Kim

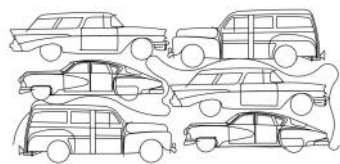
A Note About Name Designs:

There are 18 Name Designs included in the Onyx Earl Archive! That's a lot! That means that there are 135 patterns included in this archive which are NOT name designs. That means the average cost of those 135 patterns is .37each. That's still an amazing value. We just wanted you to know that we realize that there are going to be designs you won't use, but since Kim's Crown Jewels Club promises you EVERYTHING she draws, you get the odd stuff right along with the really cool stuff. We promise not to be offended if you simply delete the stuff you don't want! And....if you change your mind at some later date....we'll send it to you again!



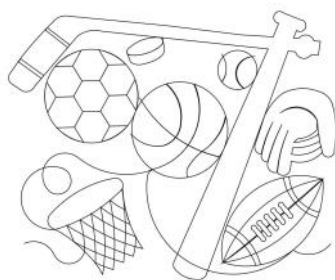
The Onyx Duke contains 153 patterns, including 34 panos, a retail value of \$1700.00.

Panos



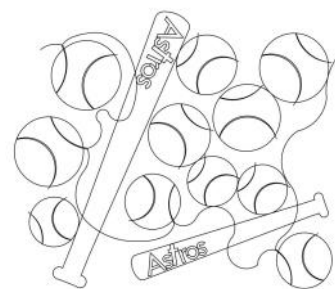
Pattern: 1950 car pano 001

Archive: Onyx Earl




Pattern: all sports pano 013

Archive: Onyx Earl




Pattern: baseball fun 005 astros

Archive: Onyx Earl




Pattern: bday 2014 pano sq 002

Archive: Onyx Earl




Pattern: bday 2014 pano sq 003

Archive: Onyx Earl




Pattern: bike pano 002

Archive: Onyx Earl




Pattern: bitty block 030 pano

Archive: Onyx Earl




Pattern: chillings alt pano 001

Archive: Onyx Earl




Pattern: chillings alt pano 002

Archive: Onyx Earl




Pattern: dresdan pano 001

Archive: Onyx Earl



Pattern: ducky dandy pano 001


Archive: Onyx Earl



Pattern: eben pano 001


Archive: Onyx Earl

Panos Con't.




Pattern: eiffel tower pano 003

Archive: Onyx Earl




Pattern: eric renee meander

Archive: Onyx Earl




Pattern: evie pano 001

Archive: Onyx Earl



Pattern: flying monkey pano 001

Archive: Onyx Earl




Pattern: guns and roses pano 001

Archive: Onyx Earl




Pattern: hayden palm pano 001

Archive: Onyx Earl




Pattern: hayley pano

Archive: Onyx Earl




Pattern: hockey soccer pano

Archive: Onyx Earl




Pattern: jasmine pano 001

Archive: Onyx Earl




Pattern: lady o pano

Archive: Onyx Earl



Pattern: lily pano 002


Archive: Onyx Earl



Pattern: lizzie pano 001


Archive: Onyx Earl

Panos Cont.



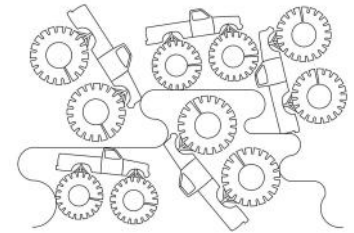
Pattern: lizzie pano 002

Archive: Onyx Earl



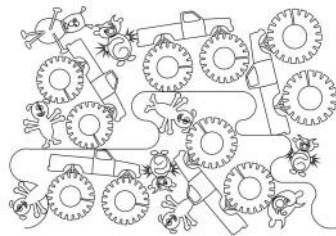
Pattern: mitzi pano 001

Archive: Onyx Earl



Pattern: monster truck pano 001

Archive: Onyx Earl



Pattern: monster truck pano 002

Archive: Onyx Earl



Pattern: tea cup pano 001

Archive: Onyx Earl



Pattern: tea cup pano 002

Archive: Onyx Earl




Pattern: tea cup pano 003

Archive: Onyx Earl



Pattern: tea cup pano 004

Archive: Onyx Earl



Pattern: torch pano 001

Archive: Onyx Earl



Pattern: zta crown pano 001

Archive: Onyx Earl

Only 28 Crown Jewels Club members responded to my feedback request. I'm still not sure if we'll keep doing the Notes. For those of you did respond, I appreciate your lovely comments. Thank you!



Meet Your New

Best Friend!


Created by Sweet Dreams Quilt Studio,
Quilter's LightBox[®] software was designed to easily:

- Import photos of your quilt and/or quilt blocks.
 - Import photos of quilt block pattern pictures.
 - Preview quilting patterns superimposed over the quilt photos.
 - Enlarge, reduce, copy, rotate, increase or decrease line widths, and adjust thread colors.
 - Print pictures of the quilt/block with the patterns, and a list of the quilting pattern pictures used.
 - Create a .zip file with all of the pictures for ease in emailing to quilt customers.
- **AND NOW has a freehand feature, for those times when you want to doodle on your own!**

The software includes over 9000 quilting pattern pictures and free monthly updates for quilting pattern pictures. The software is available for purchase online with immediate download, and also comes with a backup version on the DVD, along with the library of pattern pictures, delivered via USPS Priority Mail. DVD is shipped within 1 business day of order date. **Don't forget to download your free pattern pictures updates!!**



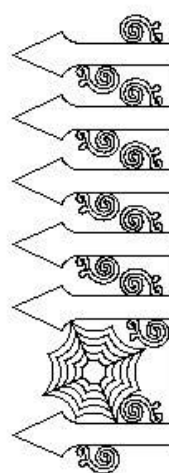





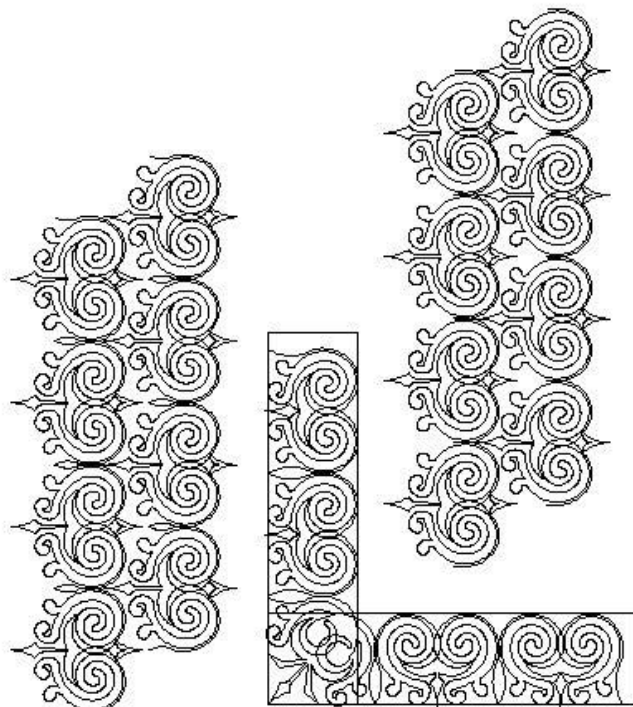

<http://www.quilterslightbox.com>

Bitty Block 030 Pano Stitched out

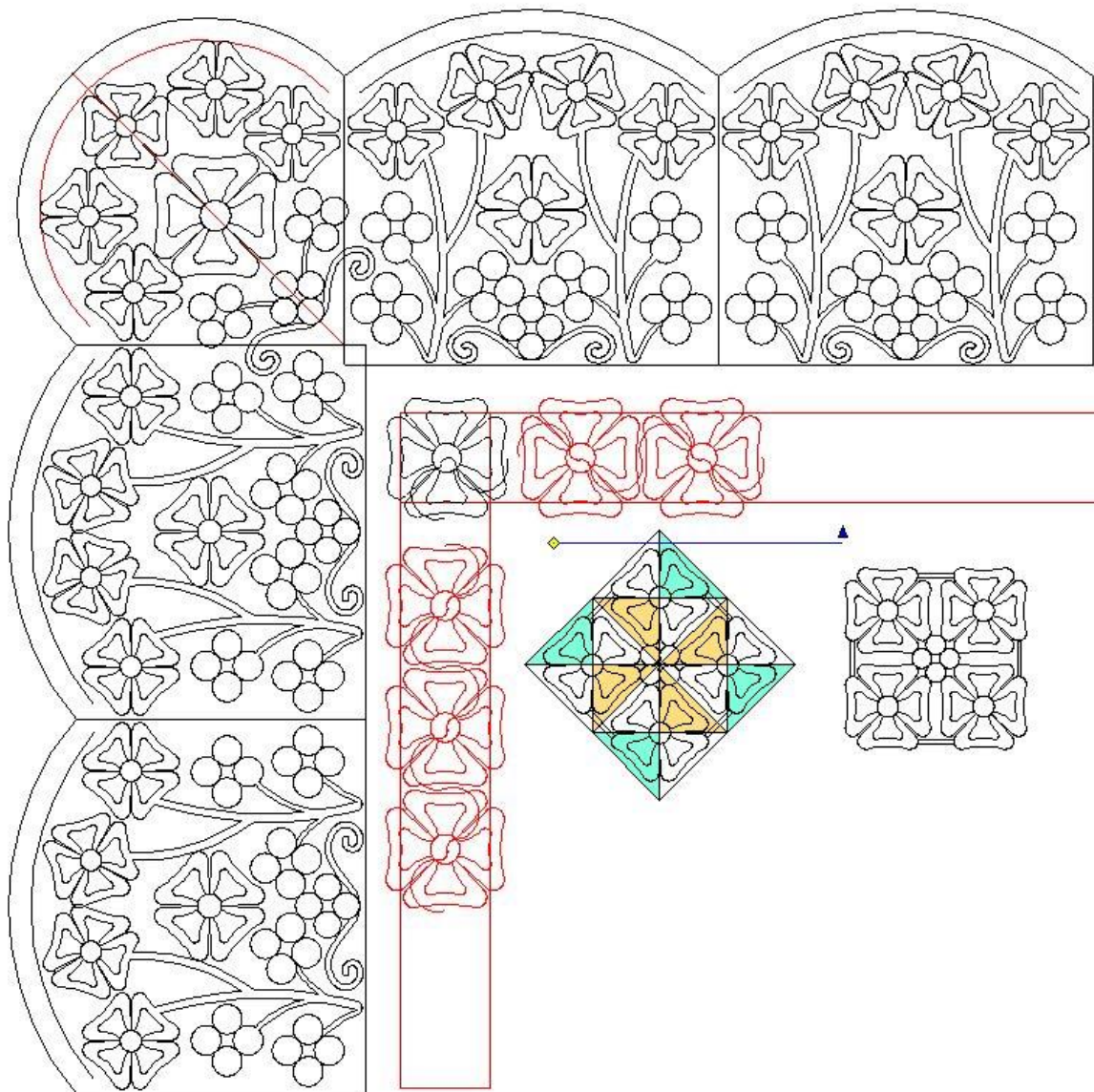


Looks the same as
the Bitty Block 030,
but it double stitches
along the bottom
edges.

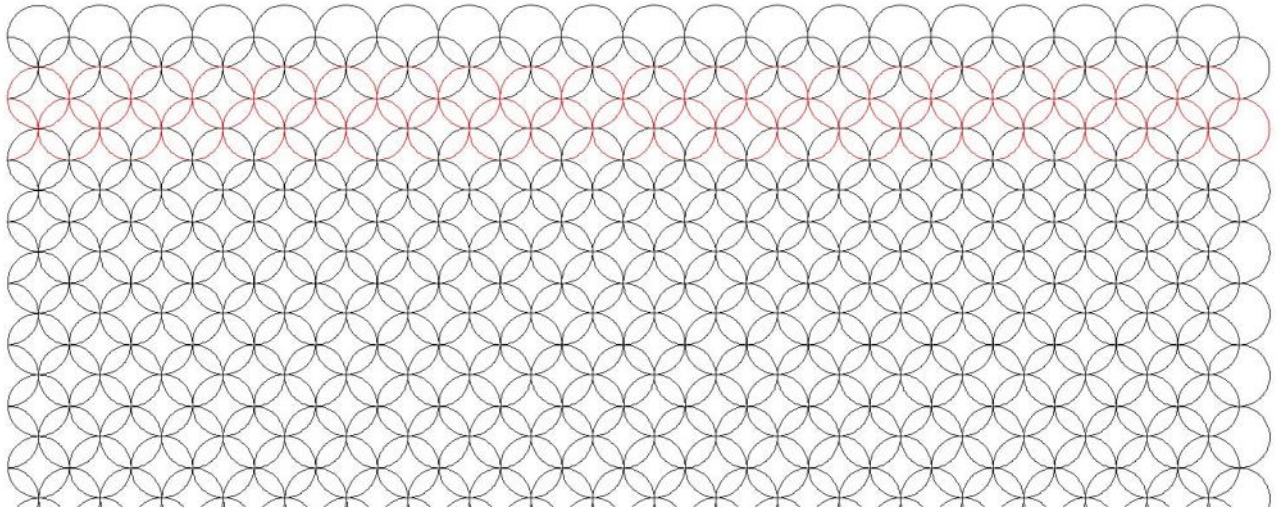
Patterns Designed for use with the Chillingsworth Fabrics



Cindy Patterns



Tea Cup Panos



Comes in 4 widths:


40"

60"


80"

100"

Pine Bough Patterns



Lori Patterns



Pattern Type	Size	Name of Existing Pattern for Modification	Name to be included in pattern	Attach good photos of quilt and blocks	Style you're going for. Other patterns you're using in the quilt, etc.
Block #1					
Block #2					
Block #3					
Border & Border Corner #1					
Border & Border Corner #2					
Border & Border Corner #3					
Triangle-Equilateral (all sides equal and all angles are 60 degrees)					
Triangle-Isosceles (two equal sides and two equal angles)					
Triangle-Scalene (no equal sides & no equal angles)					
Sash					
Point-to-Point					
Edge-to-Edge—Directional					
Edge-to-edge-Non Directional					
Edge-to-Edge-Interlocking					
Edge-to-Edge-Squared					

Important things to consider and include with your design request:

When you take photos of the quilt and/or quilt block, the camera should be parallel to the quilt (we need a straight on shot). If we have to draft out the block, it helps a lot to capture correct angles.

If you want an existing pattern modified, we need the exact pattern name. (We cannot modify another designer's pattern, so please don't ask us to do that.)

Style you're going for: If you want celtic, but don't tell us and we make floral, no one will be happy.

If you want a name included in the pattern, you need to double check the spelling before you submit the request. If you find out after the pattern has been designed that you requested the pattern with incorrect spelling, your submission of the correct name spelling goes to the end of the drawing list, causing a delay for you.

If your machine has a short throat, please make sure you tell us the largest amount of the fabric your machine has access to quilt. [PLEASE email your design requests \(you can follow up with a phone call, but it helps us to have the email.\)](#)

Favorite Longarm Supplies Vendors:

Updated

We've had many questions from new longarm quilters about the best places to buy their supplies. So, we thought we'd provide a list of our favorite vendors. This is not an exclusive list...you may already have other vendors who take care of your longarm supply needs...and we're not trying to convert anybody.

Superior Thread: I buy King Tut Thread in the 2000 yard cones, although they have poly thread as well. They sell wholesale only, so you'll need your sales tax certificate to set up an account. They have an amazing selection of thread. They have fabulous customer service and an easy online account set up process. They also ship internationally! <http://www.superiorthreads.com>

Checker Distributing: Wholesale Only.....I have rarely looked in vain for anything quilt related on their site. Shopping for supplies can be addicting! Shipping is charged on large items, but not on items such as pins, needles, thread, books, scissors, or most other notions. They do charge shipping on bolts of fabric, luggage, cutting mats, Ott Lights, etc. (They now carry Quilter's Dream Batting.....but only to customers outside of the United States.) <http://www.checkerdist.com>

SouthStar Supply Company: They have scissors, snips & holsters, bobbins, pattern making supplies, rotary cutters, mats, knives, sharpeners, notions, needles, pins, ergonomics, safety, & handling supplies, steamers, machine oil, spot lifters, silicone.....and they are very nice people to work with. <http://www.southstarsupply.com>

Quilter's Dream Batting: I have pretty much stopped purchasing rolls of batting. I find it easier to maintain an accurate inventory of batting, and it stores well. Unlike some packaged batting, I don't find that the QD batting is distorted, and so it doesn't require a trip through my dryer before I can use it. Some of my best friends who also have longarm quilting businesses stock packaged batting as well as batting on a roll. We agree that these people are easy to work with! <http://www.quiltersdreambatting.com>

Virginia Longarm: I buy the dress bag and the 3-sided zipper totes to deliver my quilts to customer. They bring their next quilt to me in their bag. When I arrive at our guild meetings, laden with my purple bags, people say it looks like Christmas. Their quilts stay clean and it adds a little extra class and professionalism to my business. <http://www.virginalongarm.com> or call 804-708-0741.

Wingspan Crafts: These are the people at MQX East who have the pre-shunk cotton batting (Katahdin) and the lovely 80/20 (Acadia). They were very nice to work with. <http://www.wingspancrafts.com>

Winline Textiles: These people were at MQS in Wichita. Their batting also feels very nice, has great consistency. They sent me home with two sample batts (a crib size and a twin size). I have used both sample batts and was very, very pleased. Visit them at: <http://www.winline.com>