

Club Notes:



December 2014

Greetings!

It's December 1st and the high today is only supposed to reach 29 degrees F. Brrrr! I hope that those of you who celebrate Thanksgiving were able to spend time with family and friends. I did the whole "put the turkey in the oven at 5am" thing on Thursday. Kim did that on Saturday. The older your children get, the harder it is to get them all together at the same time! My oldest daughter spent Thanksgiving day at her husband's family home and then came to our house for leftovers and pie that evening. They looked pretty tired by the time they left our house. My youngest, Jordan, spent the Wednesday before Thanksgiving Day putting up the Christmas tree. She did a fabulous job, tidied up after herself, and even vacuumed the living room. I think I'll keep her! I enjoy the decorations very much...even more so when I don't have to actually do the decorating!

This month the Crown Jewels Club contains 123 patterns. We culled out all of the name designs (of which there were 31). We have had several Crown Jewels Club members complain about the high volume of name designs, so we just didn't include them this month. So, instead of receiving 154 patterns this month, you're receiving 123 patterns. The original premise for the CJC was that for \$50/month, members would receive EVERYTHING Kim drew in the previous month, with the minimum number of patterns at 50 patterns. The CJC members who requested the name designs have already received them. So the question now is....do you want everything or not? It's more work for me to cull them out, but if having them included each month makes you feel that you're not receiving a good value for you money, I'm happy to do so!

Kim was supposed to be taking her 83 year old father to Mayo Clinic in Rochester, MN next week. His situation has changed and he is being flown directly to Mayo clinic tomorrow morning. Kim will either be flying out of St. Louis to Rochester, MN tomorrow or driving up there. Please keep your fingers crossed for good traveling weather and positive results from the surgery! She won't be able to draw while she's traveling, but will likely have hospital waiting room down time, so between the two of us, we'll try to keep up with your design requests.

Credit Card Issues: If you have received a new credit or debit card, please make sure we have the new information. Your CJC payment is on an automatic system, which processes your payment each month on the anniversary date of when you joined the Crown Jewels Club. If the attempt fails, it tries again daily until it either clears or we cancel it. The credit card gateway charges a fee for each failed attempt. You can't actually update your information on our web site, because our web site doesn't capture your credit card information. It's safer that way! So, give us a call at the office (573-446-0421) with your new information as soon as you receive/activate your new cards. Thanking you all in advance!


We hope you all survive your Christmas quilting line up! Isn't it wonderful to be part of the quilts for Christmas process? I recently gifted a cousin with a queen size Lucky Star quilt made from Laurel Burch cat designs. She was pretty much overwhelmed by the gift. She said it was a perpetual warm hug! Gotta love that!

Smiles from Kim and Janet




The Onyx Baron contains 123 patterns, including 24 panos, a retail value of \$1350.

Panos



Pattern: aspen leaves pano 002

Archive: Onyx King




Pattern: bear paw pano 001

Archive: Onyx King



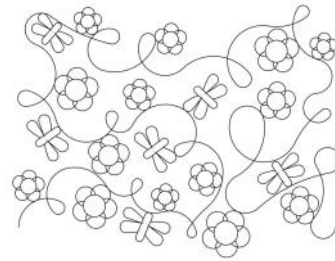
Pattern: blooms and kittens pano 001

Archive: Onyx King




Pattern: bow pano 002

Archive: Onyx King



Pattern: butterflies and flowers pano

Archive: Onyx King




Pattern: christmas time pano 001

Archive: Onyx King



Pattern: deer pano 001

Archive: Onyx King



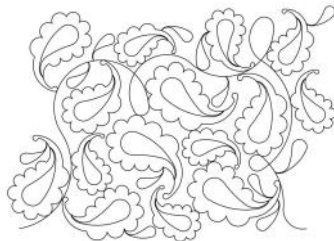
Pattern: heart branch pano 001

Archive: Onyx King




Pattern: hearts and whimsy swirls

Archive: Onyx King



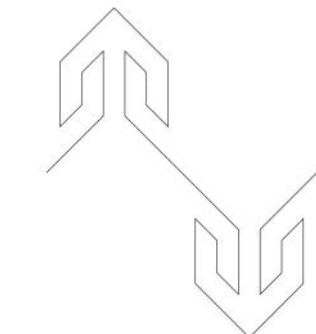
Pattern: janets paisley pano 001

Archive: Onyx King



Pattern: modern pano 007

Archive: Onyx King



Pattern: modern pano 008


Archive: Onyx King

Panos Con't.




Pattern: nyc skyline pano 001

Archive: Onyx King




Pattern: parrot pano 003

Archive: Onyx King



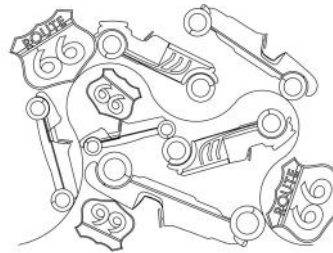
Pattern: princess pano 002

Archive: Onyx King




Pattern: priscillas paisley pano 001

Archive: Onyx King




Pattern: racing route 66 pano 001

Archive: Onyx King



Pattern: retro flower pano 006

Archive: Onyx King



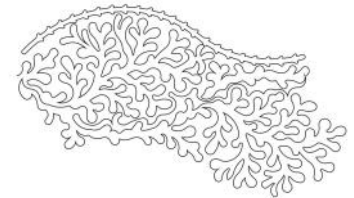
Pattern: rugby swan pano

Archive: Onyx King




Pattern: sand piper pano 002

Archive: Onyx King



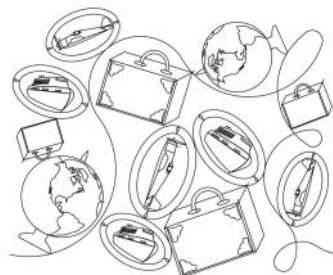
Pattern: seaweed pano 003

Archive: Onyx King



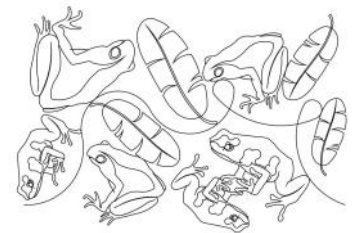
Pattern: simple loop de loop pano

Archive: Onyx King



Pattern: travel pano 003

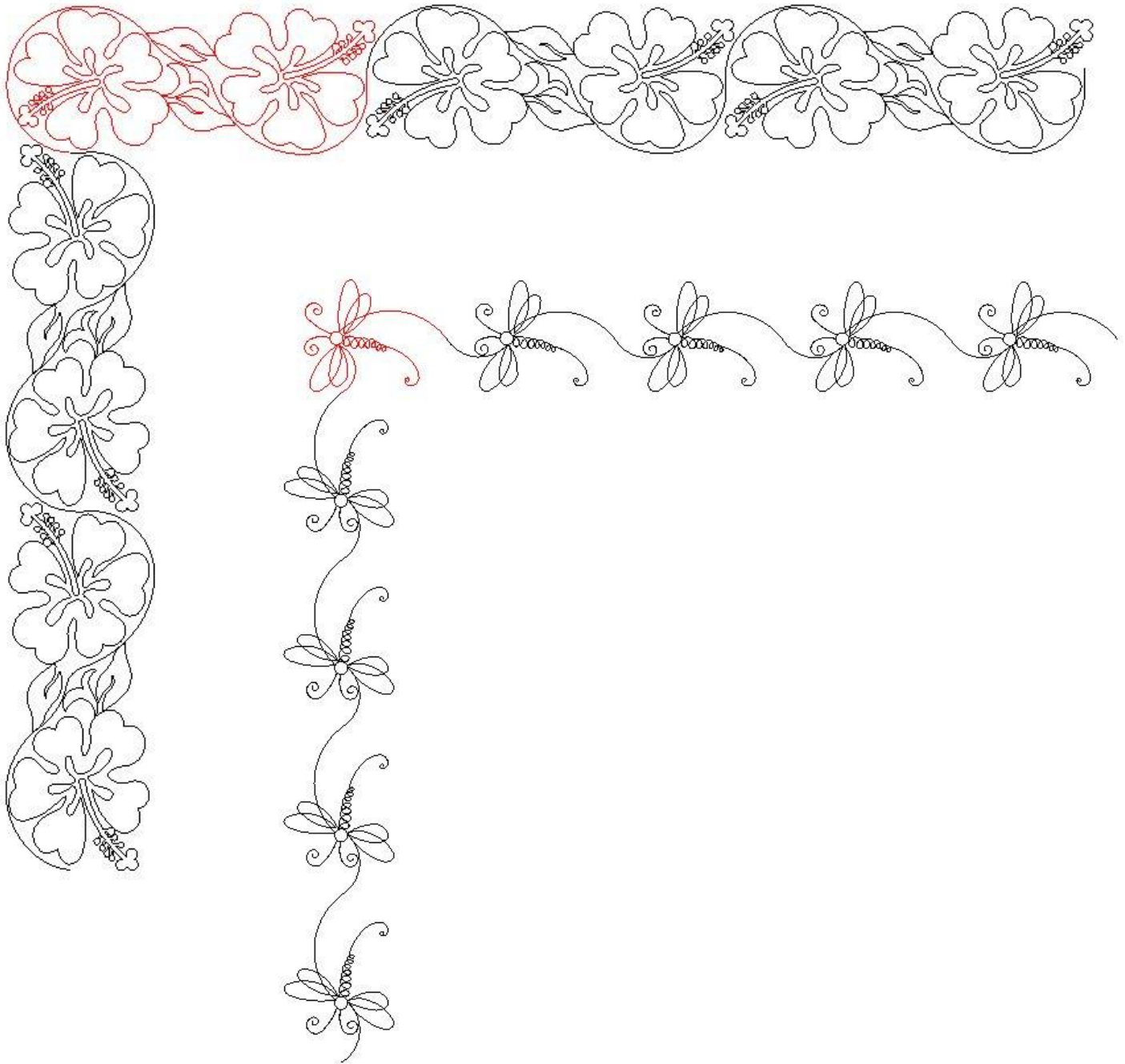
Archive: Onyx King

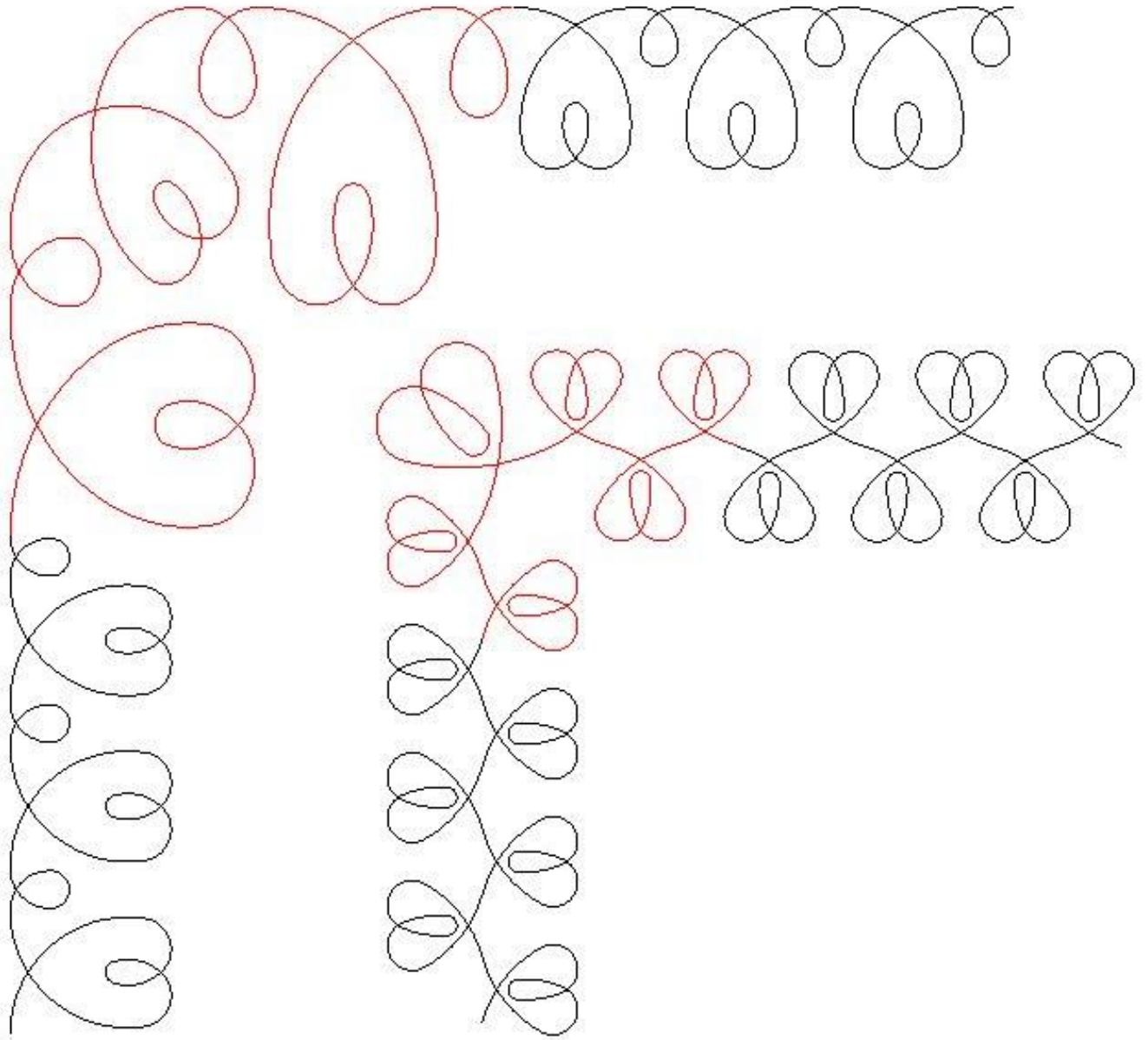



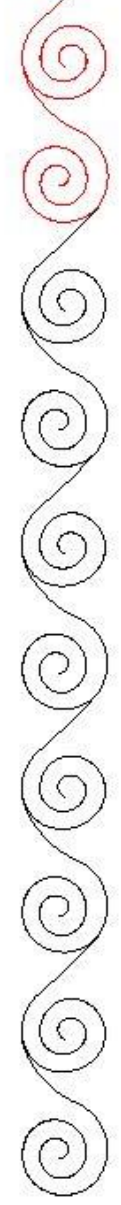

Pattern: tree frog pano 001


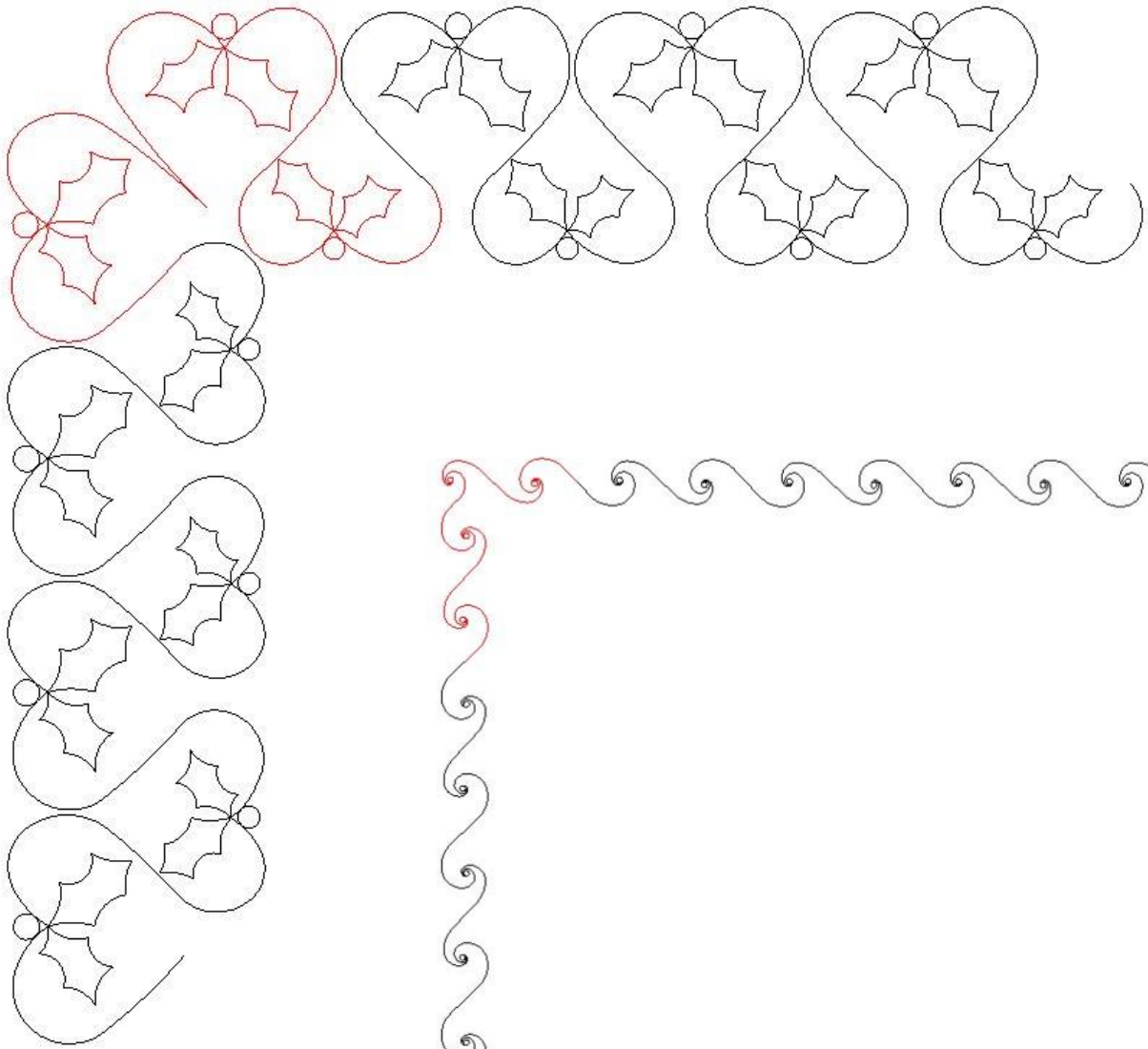
Archive: Onyx King


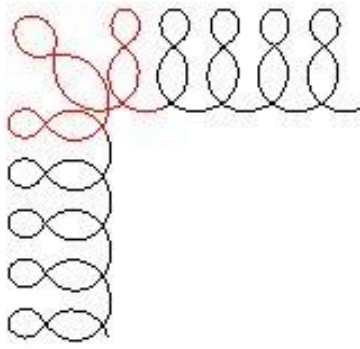

New Border and Border Corner Sets

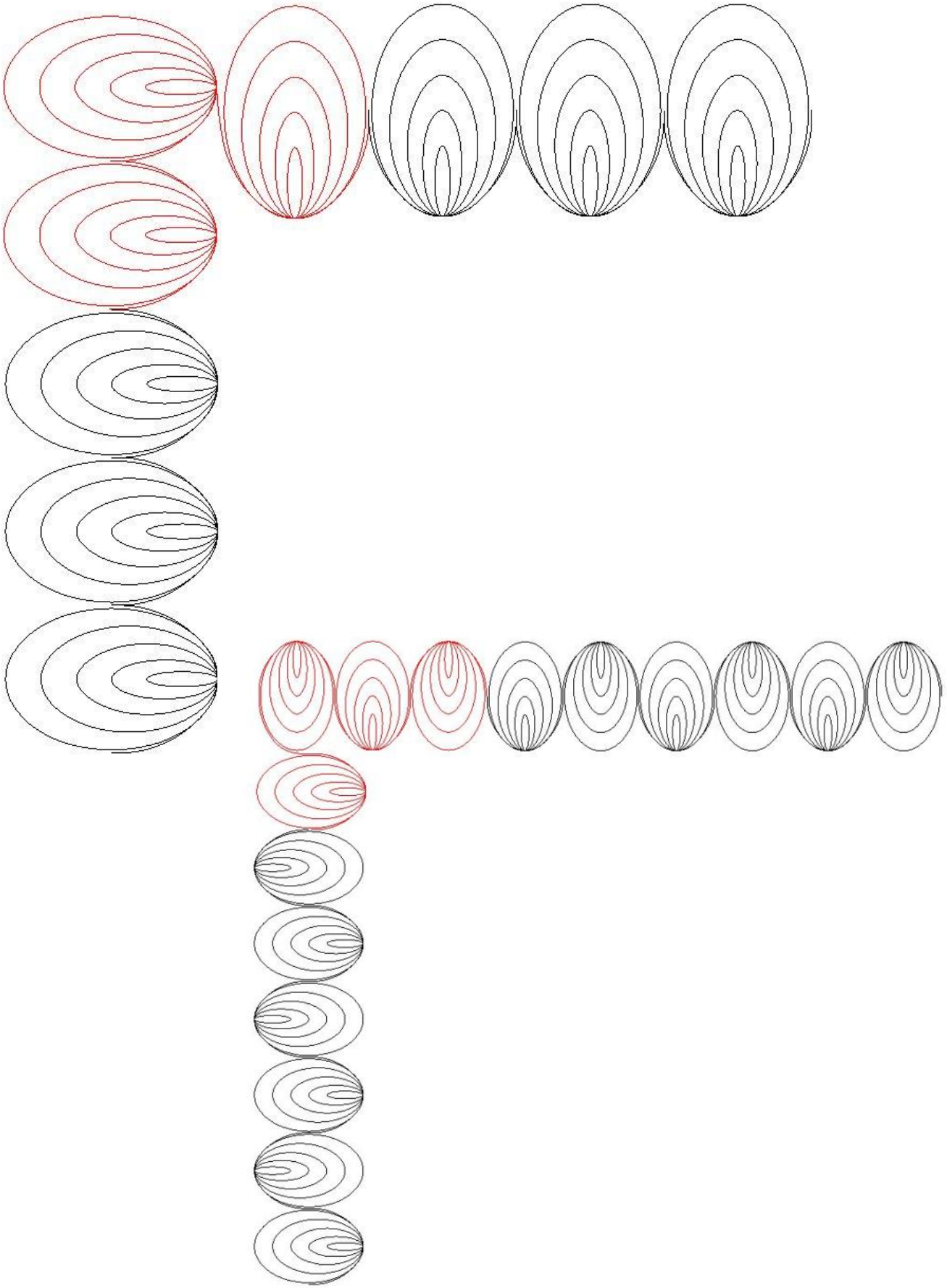





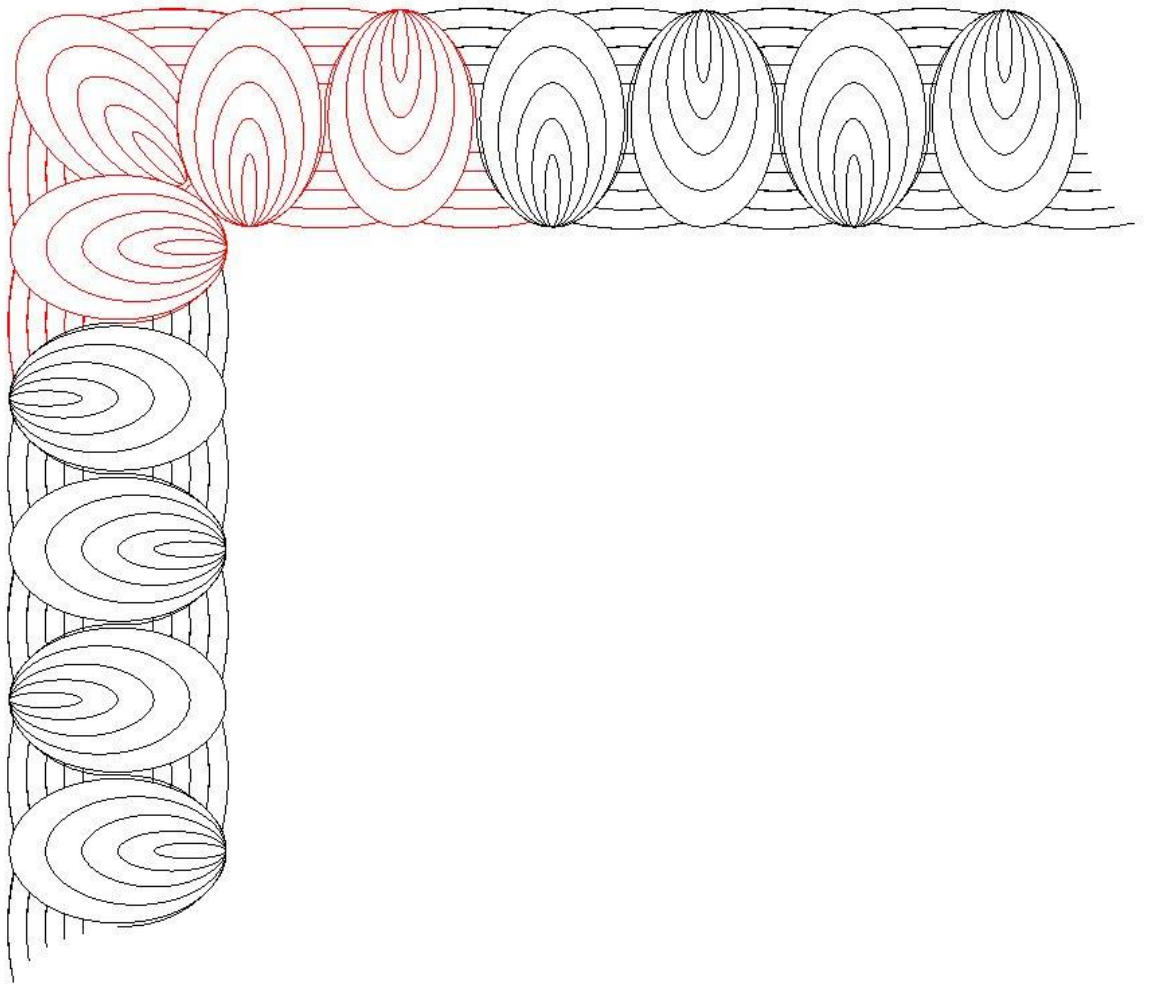
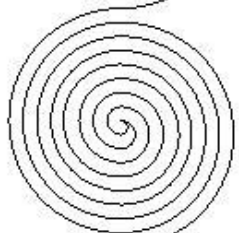

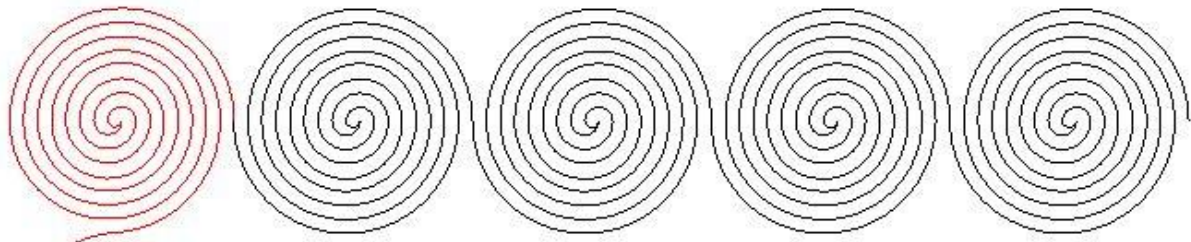







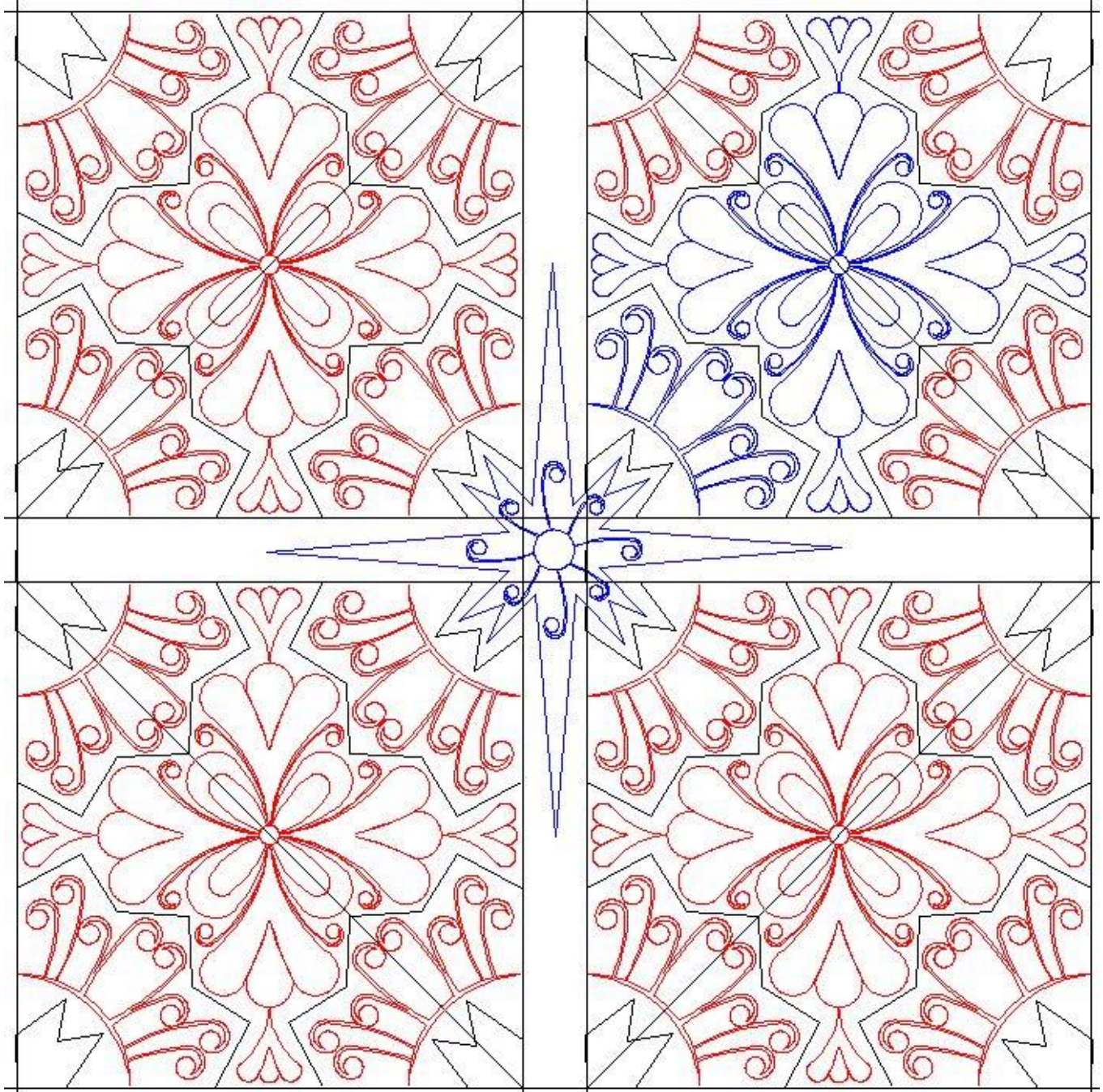










Elizabeth Patterns




Lonestar Patterns (which are actually for Judy Niemeyer's Mariner's Compass Quilt)



Lava Lamp Quilt



Stewart Pattern Layout





Meet Your New

Best Friend!

Created by Sweet Dreams Quilt Studio,
Quilter's LightBox[®] software was designed to easily:

- Import photos of your quilt and/or quilt blocks.
 - Import photos of quilt block pattern pictures.
 - Preview quilting patterns superimposed over the quilt photos.
 - Enlarge, reduce, copy, rotate, increase or decrease line widths, and adjust thread colors.
 - Print pictures of the quilt/block with the patterns, and a list of the quilting pattern pictures used.
 - Create a .zip file with all of the pictures for ease in emailing to quilt customers.
- **AND NOW has a freehand feature, for those times when you want to doodle on your own!**

The software includes over 9000 quilting pattern pictures and free monthly updates for quilting pattern pictures. The software is available for purchase online with immediate download, and also comes with a backup version on the DVD, along with the library of pattern pictures, delivered via USPS Priority Mail. DVD is shipped within 1 business day of order date. **Don't forget to download your free pattern pictures updates!!**

<http://www.quilterslightbox.com>

Pattern Type	Size	Name of Existing Pattern for Modification	Name to be included in pattern	Attach good photos of quilt and blocks	Style you're going for. Other patterns you're using in the quilt, etc.
Block #1					
Block #2					
Block #3					
Border & Border Corner #1					
Border & Border Corner #2					
Border & Border Corner #3					
Triangle-Equilateral (all sides equal and all angles are 60 degrees)					
Triangle-Isosceles (two equal sides and two equal angles)					
Triangle-Scalene (no equal sides & no equal angles)					
Sash					
Point-to-Point					
Edge-to-Edge—Directional					
Edge-to-edge-Non Directional					
Edge-to-Edge-Interlocking					
Edge-to-Edge-Squared					

Important things to consider and include with your design request:

When you take photos of the quilt and/or quilt block, the camera should be parallel to the quilt (we need a straight on shot). If we have to draft out the block, it helps a lot to capture correct angles.

If you want an existing pattern modified, we need the exact pattern name. (We cannot modify another designer's pattern, so please don't ask us to do that.)

Style you're going for: If you want celtic, but don't tell us and we make floral, no one will be happy.

If you want a name included in the pattern, you need to double check the spelling before you submit the request. If you find out after the pattern has been designed that you requested the pattern with incorrect spelling, your submission of the correct name spelling goes to the end of the drawing list, causing a delay for you.

If your machine has a short throat, please make sure you tell us the largest amount of the fabric your machine has access to quilt. [PLEASE email your design requests \(you can follow up with a phone call, but it helps us to have the email.\)](#)

Favorite Longarm Supplies Vendors:

Updated

We've had many questions from new longarm quilters about the best places to buy their supplies. So, we thought we'd provide a list of our favorite vendors. This is not an exclusive list...you may already have other vendors who take care of your longarm supply needs...and we're not trying to convert anybody.

Superior Thread: I buy King Tut Thread in the 2000 yard cones, although they have poly thread as well. They sell wholesale only, so you'll need your sales tax certificate to set up an account. They have an amazing selection of thread. They have fabulous customer service and an easy online account set up process. They also ship internationally! <http://www.superiorthreads.com>

Checker Distributing: Wholesale Only.....I have rarely looked in vain for anything quilt related on their site. Shopping for supplies can be addicting! Shipping is charged on large items, but not on items such as pins, needles, thread, books, scissors, or most other notions. They do charge shipping on bolts of fabric, luggage, cutting mats, Ott Lights, etc. (They now carry Quilter's Dream Batting.....but only to customers outside of the United States.) <http://www.checkerdist.com>

SouthStar Supply Company: They have scissors, snips & holsters, bobbins, pattern making supplies, rotary cutters, mats, knives, sharpeners, notions, needles, pins, ergonomics, safety, & handling supplies, steamers, machine oil, spot lifters, silicone.....and they are very nice people to work with. <http://www.southstarsupply.com>

Quilter's Dream Batting: I have pretty much stopped purchasing rolls of batting. I find it easier to maintain an accurate inventory of batting, and it stores well. Unlike some packaged batting, I don't find that the QD batting is distorted, and so it doesn't require a trip through my dryer before I can use it. Some of my best friends who also have longarm quilting businesses stock packaged batting as well as batting on a roll. We agree that these people are easy to work with! <http://www.quiltersdreambatting.com>

Virginia Longarm: I buy the dress bag and the 3-sided zipper totes to deliver my quilts to customer. They bring their next quilt to me in their bag. When I arrive at our guild meetings, laden with my purple bags, people say it looks like Christmas. Their quilts stay clean and it adds a little extra class and professionalism to my business. <http://www.virginalongarm.com> or call 804-708-0741.

Wingspan Crafts: These are the people at MQX East who have the pre-shunk cotton batting (Katahdin) and the lovely 80/20 (Acadia). They were very nice to work with. <http://www.wingspancrafts.com>

Winline Textiles: These people were at MQS in Wichita. Their batting also feels very nice, has great consistency. They sent me home with two sample batts (a crib size and a twin size). I have used both sample batts and was very, very pleased. Visit them at: <http://www.winline.com>