

Club Notes:



October 2014

Kim really outdid herself this month! Not only did she clean out and pack up her father's 4 bedroom house in one week, she created some fantastic patterns just in time for Christmas.

We are seeing more and more quilters looking to combine feathers and pearls, so Kim designed a set of blocks and borders for this need. It really is a striking combination!

For those who have Judy Niemeyer quilts coming in or sitting on your shelf waiting for inspiration, Kim created a Southwestern Series for the Glacial Star quilt.

There are two new background fill patterns, suitable for smaller blocks. These two patterns are designed to stitch back on themselves rather than doing a tie off when they hit a trim.

Kim has put together an extremely cute Christmas 2014 Pattern Bundle, which has borders and corners, blocks and 2 panos. Also, don't forget to download the instructions for the "[Kitchen 1 Collection](#)."

My personal favorite pattern this month is the Frozen Blowing Wind Pano 001. I can hear the music when I look at the design!

We enjoyed doing some in house Creative Studio training this summer. We had two couples come in August at different times and one quilter come in September. We love being able to help quilters have those "lightbulb moments". Gotta say, I have the best job ever! Not only do I get to spend my days helping quilters, but I also get to work with my best friend AND bring my dog to work with me every day! Can it even get any better than this?

Smiles from Janet & Kim

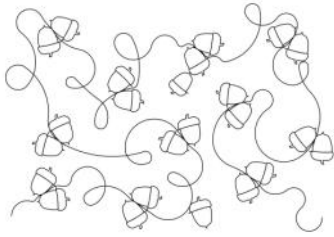
A Note About Name Designs:

There are 6 Name Designs included in the Onyx Earl Archive! That's a lot! That means that there are 143 patterns included in this archive which are NOT name designs. That means the average cost of those 143 patterns is .34 each. That's still an amazing value. We just wanted you to know that we realize that there are going to be designs you won't use, but since Kim's Crown Jewels Club promises you EVERYTHING she draws, you get the odd stuff right along with the really cool stuff. We promise not to be offended if you simply delete the stuff you don't want! And....if you change your mind at some later date....we'll send it to you again!



The Onyx Lady contains 149 patterns, including 41 panos, a retail value of \$1695.00.

Panos




Pattern: acorn pano 001

Archive: Onyx Lady




Pattern: apron pano 001

Archive: Onyx Lady



Pattern: bee pano 001

Archive: Onyx Lady




Pattern: bee pano 002

Archive: Onyx Lady




Pattern: botanical bird pano 001

Archive: Onyx Lady



Pattern: bridege pano 001

Archive: Onyx Lady




Pattern: buntings bunnies 002

Archive: Onyx Lady




Pattern: cavaliers pano 002

Archive: Onyx Lady




Pattern: celebration pano 001

Archive: Onyx Lady




Pattern: celtic dic chain 003 pano alt

Archive: Onyx Lady



Pattern: christmas 2014 pano 001


Archive: Onyx Lady



Pattern: christmas 2014 pano 002


Archive: Onyx Lady

Panos Cont.




Pattern: connies wavy line pano 001

Archive: Onyx Lady



Pattern: da bears pano 001

Archive: Onyx Lady



Pattern: field hockey soccer pano

Archive: Onyx Lady



Pattern: flower garden pano 008 sq

Archive: Onyx Lady




Pattern: flying eagle pano 002

Archive: Onyx Lady



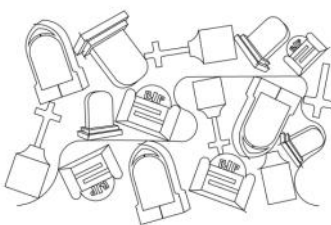
Pattern: frozen blowing wind 001

Archive: Onyx Lady



Pattern: go titans 001

Archive: Onyx Lady




Pattern: gravestone pano 001

Archive: Onyx Lady




Pattern: groovy pano 001

Archive: Onyx Lady



Pattern: hammer pano 001

Archive: Onyx Lady



Pattern: lady o pano 002


Archive: Onyx Lady



Pattern: leaf pano 012 sq


Archive: Onyx Lady

Panos Cont.



Pattern: leaves 106 wide

Archive: Onyx Lady



Pattern: math pano 001

Archive: Onyx Lady




Pattern: mixed leaf pano 002

Archive: Onyx Lady



Pattern: modern pano 002 alt x 112

Archive: Onyx Lady



Pattern: neff meander

Archive: Onyx Lady



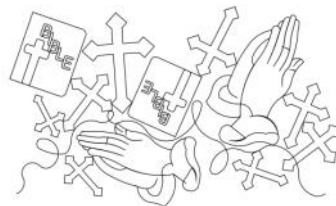
Pattern: paisley pano 006

Archive: Onyx Lady




Pattern: paisley pano 006 sq

Archive: Onyx Lady




Pattern: religious pano 004

Archive: Onyx Lady




Pattern: ribbon autumn pano 001

Archive: Onyx Lady




Pattern: ribbon laci pano 001

Archive: Onyx Lady




Pattern: simple loop pano 001

Archive: Onyx Lady




Pattern: snowflake pano 003

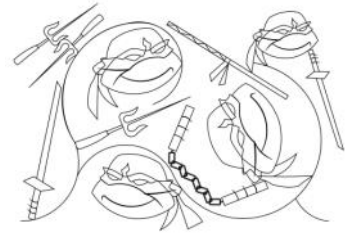
Archive: Onyx Lady




Pattern: star david torah pano 001
Archive: Onyx Lady



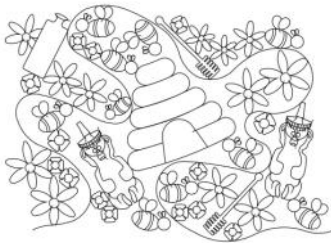
Pattern: tennis love pano 001
Archive: Onyx Lady



Pattern: tmnt pano 001
Archive: Onyx Lady



Pattern: victoria pano 002
Archive: Onyx Lady



Pattern: whysical bee pano 001
Archive: Onyx Lady

Panos Cont.

The Sweet Dreams Kitchen 1 Collection




For those “Frozen” Quilts you’re getting in at your shops, Kim has designed a perfect e2e design! Just by looking at this pattern I can hear the theme song from that movie!”Let it Go....Let it Go!”

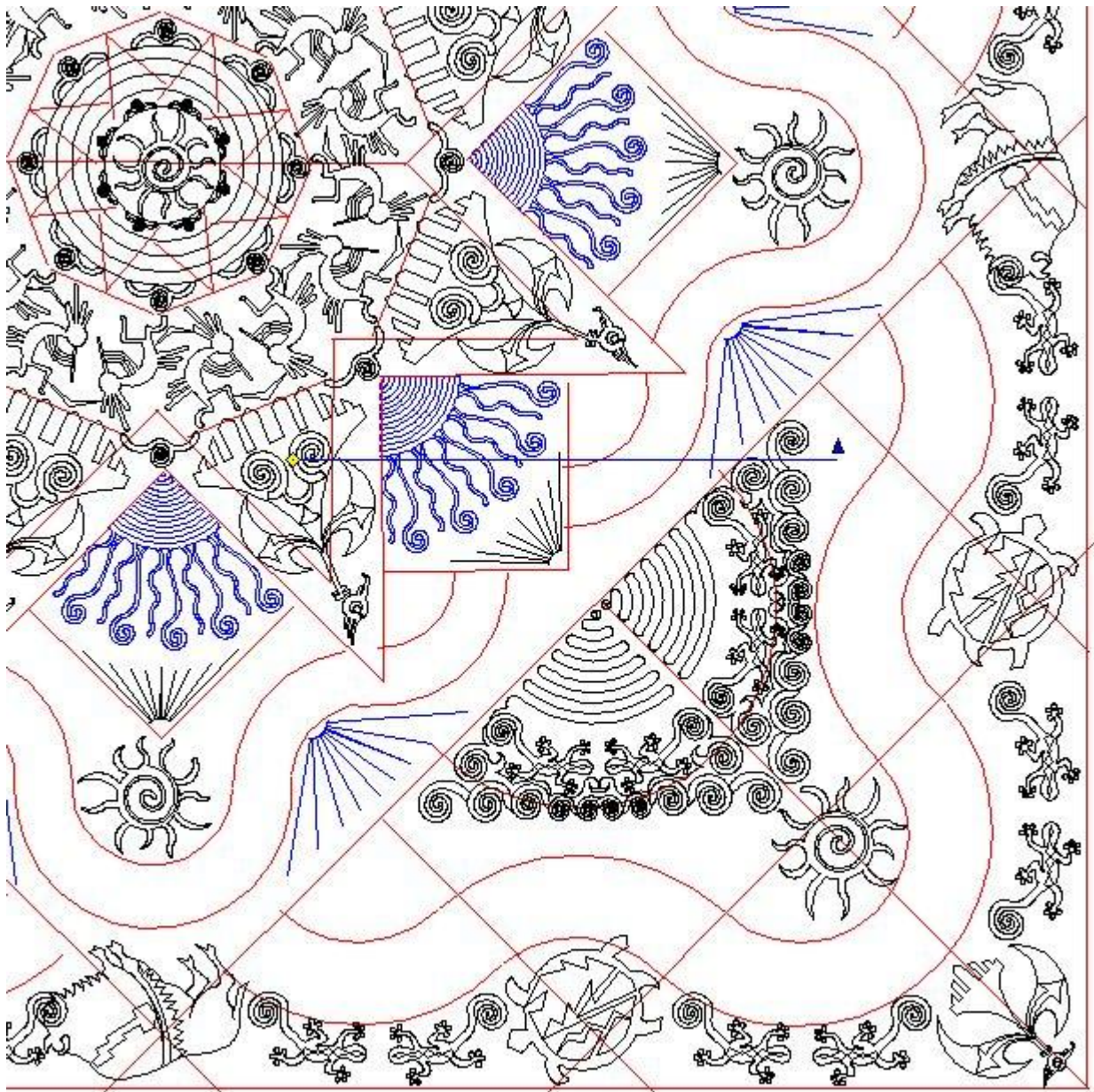


Frozen Blowing Wind Pano 001

Feather Pearl Patterns



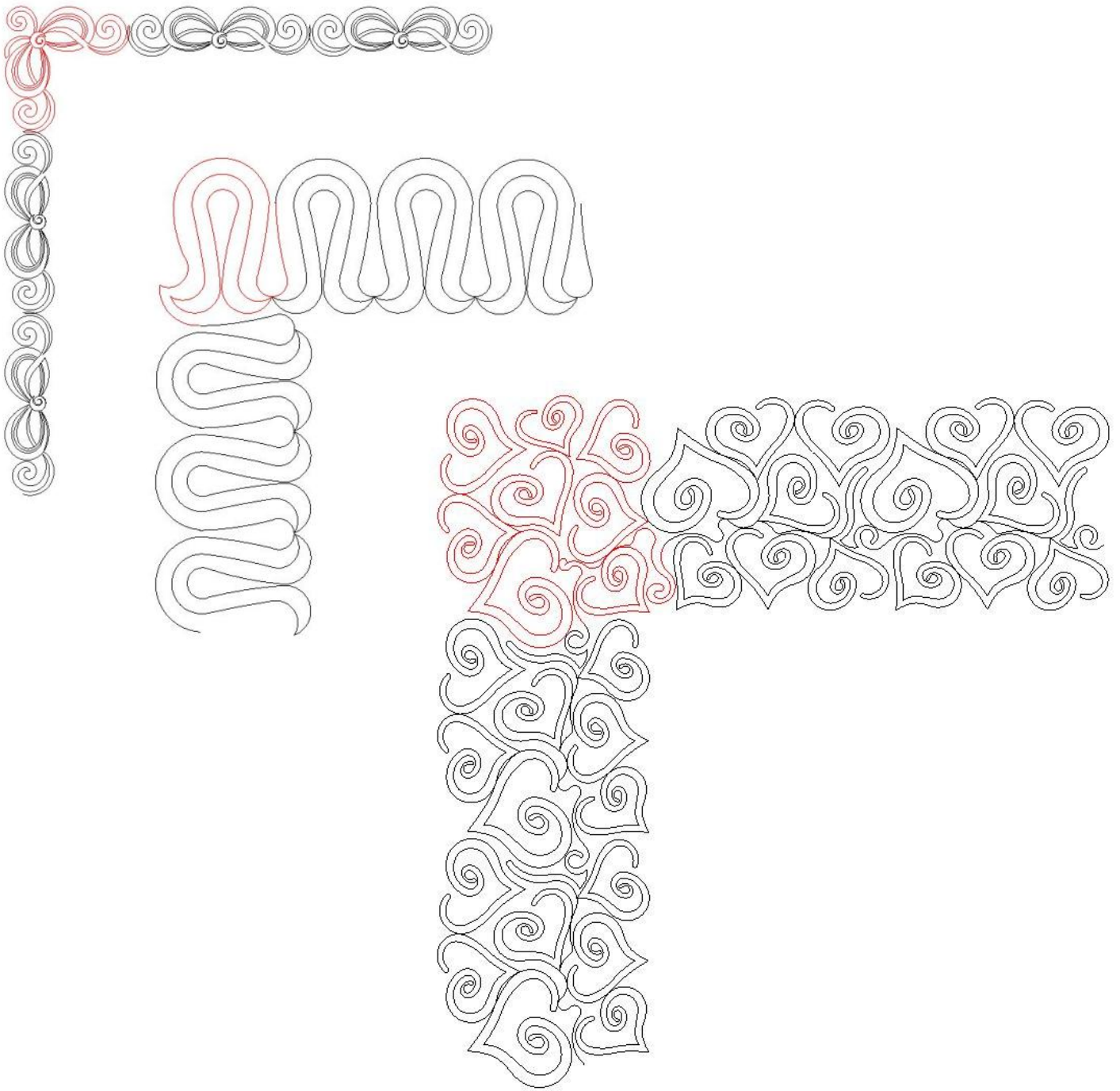
JN SW Glacial Star Patterns



These three patterns were
designed for one of our
Crown Jewels Club
members to stitch out in the
2" border of a baseball quilt
she was quilting for her
grandson!
It is a Babe Ruth quote.

NEVER LET THE FEAR
OF STRIKING OUT KEEP YOU
FROM PLAYING THE GAME

The letters in the words sew continuously, but the words
are connected with no-sew lines.



There are several border and border corner sets included in the Onyx Lady, three of which are displayed here.

We just received an email this morning from one of our in house trainees. She attached these two photos to her email, which said,

“Janet, Here is my first client quilt done entirely in CS! Pics aren't the best but it was a big 96x96! You really gave me the confidence to go for it. Lots to learn yet but you really made it make sense. Give yourself a big pat on the back and a huge hug from me. Have a great week. Vickie”





Meet Your New

Best Friend!

Created by Sweet Dreams Quilt Studio,
Quilter's LightBox® software was designed to easily:

- Import photos of your quilt and/or quilt blocks.
 - Import photos of quilt block pattern pictures.
 - Preview quilting patterns superimposed over the quilt photos.
 - Enlarge, reduce, copy, rotate, increase or decrease line widths, and adjust thread colors.
 - Print pictures of the quilt/block with the patterns, and a list of the quilting pattern pictures used.
 - Create a .zip file with all of the pictures for ease in emailing to quilt customers.
- **AND NOW has a freehand feature, for those times when you want to doodle on your own!**

The software includes over 9000 quilting pattern pictures and free monthly updates for quilting pattern pictures. The software is available for purchase online with immediate download, and also comes with a backup version on the DVD, along with the library of pattern pictures, delivered via USPS Priority Mail. DVD is shipped within 1 business day of order date. **Don't forget to download your free pattern pictures updates!!**

<http://www.quilterslightbox.com>

Pattern Type	Size	Name of Existing Pattern for Modification	Name to be included in pattern	Attach good photos of quilt and blocks	Style you're going for. Other patterns you're using in the quilt, etc.
Block #1					
Block #2					
Block #3					
Border & Border Corner #1					
Border & Border Corner #2					
Border & Border Corner #3					
Triangle-Equilateral (all sides equal and all angles are 60 degrees)					
Triangle-Isosceles (two equal sides and two equal angles)					
Triangle-Scalene (no equal sides & no equal angles)					
Sash					
Point-to-Point					
Edge-to-Edge—Directional					
Edge-to-edge-Non Directional					
Edge-to-Edge-Interlocking					
Edge-to-Edge-Squared					

Important things to consider and include with your design request:

When you take photos of the quilt and/or quilt block, the camera should be parallel to the quilt (we need a straight on shot). If we have to draft out the block, it helps a lot to capture correct angles.

If you want an existing pattern modified, we need the exact pattern name. (We cannot modify another designer's pattern, so please don't ask us to do that.)

Style you're going for: If you want celtic, but don't tell us and we make floral, no one will be happy.

If you want a name included in the pattern, you need to double check the spelling before you submit the request. If you find out after the pattern has been designed that you requested the pattern with incorrect spelling, your submission of the correct name spelling goes to the end of the drawing list, causing a delay for you.

If your machine has a short throat, please make sure you tell us the largest amount of the fabric your machine has access to quilt. [PLEASE email your design requests](#) (you can follow up with a phone call, but it helps us to have the email.)

Favorite Longarm Supplies Vendors:

Updated

We've had many questions from new longarm quilters about the best places to buy their supplies. So, we thought we'd provide a list of our favorite vendors. This is not an exclusive list...you may already have other vendors who take care of your longarm supply needs...and we're not trying to convert anybody.

Superior Thread: I buy King Tut Thread in the 2000 yard cones, although they have poly thread as well. They sell wholesale only, so you'll need your sales tax certificate to set up an account. They have an amazing selection of thread. They have fabulous customer service and an easy online account set up process. They also ship internationally! <http://www.superiorthreads.com>

Checker Distributing: Wholesale Only.....I have rarely looked in vain for anything quilt related on their site. Shopping for supplies can be addicting! Shipping is charged on large items, but not on items such as pins, needles, thread, books, scissors, or most other notions. They do charge shipping on bolts of fabric, luggage, cutting mats, Ott Lights, etc. (They now carry Quilter's Dream Batting.....but only to customers outside of the United States.) <http://www.checkerdist.com>

SouthStar Supply Company: They have scissors, snips & holsters, bobbins, pattern making supplies, rotary cutters, mats, knives, sharpeners, notions, needles, pins, ergonomics, safety, & handling supplies, steamers, machine oil, spot lifters, silicone.....and they are very nice people to work with.
<http://www.southstarsupply.com>

Quilter's Dream Batting: I have pretty much stopped purchasing rolls of batting. I find it easier to maintain an accurate inventory of batting, and it stores well. Unlike some packaged batting, I don't find that the QD batting is distorted, and so it doesn't require a trip through my dryer before I can use it. Some of my best friends who also have longarm quilting businesses stock packaged batting as well as batting on a roll. We agree that these people are easy to work with! <http://www.quiltersdreambatting.com>

Virginia Longarm: I buy the dress bag and the 3-sided zipper totes to deliver my quilts to customer. They bring their next quilt to me in their bag. When I arrive at our guild meetings, laden with my purple bags, people say it looks like Christmas. Their quilts stay clean and it adds a little extra class and professionalism to my business.
<http://www.virginialongarm.com> or call 804-708-0741.

Wingspan Crafts: These are the people at MQX East who have the pre-shunk cotton batting (Katahdin) and the lovely 80/20 (Acadia). They were very nice to work with.
<http://www.wingspancrafts.com>

Winline Textiles: These people were at MQS in Wichita. Their batting also feels very nice, has great consistency. They sent me home with two sample batts (a crib size and a twin size). I have used both sample batts and was very, very pleased. Visit them at: <http://www.winlinetextiles.com>
Wholesale prices available!