

Club Notes:



July 2014

I just got back from one of the best family reunions I ever remember attending. There were First Cousins from each family. It was a challenge to identify which 1st cousin once removed belonged to which 1st cousin. Maybe we all need name tags with lineage information! I took some Laurel Burch design fabrics to show one of my cousins what her quilt would be made up of....she was thrilled. Isn't that a good feeling, when you've guessed correctly on colors and styles for a quilt? While I was gone over the weekend, Kim made a huge mess! She dug through the Sweet Dreams Storage room in search for things to put into the neighborhood garage sale. I'm wondering how many of those items will get absorbed or reclaimed back into the storage room by the time the garage sale actually happens in two weeks? :) Is Kim a pack rat? Of course....but so am I!

Kim and I have been testing out a browser based remote access software which would allow us to help our customers with some of their computer problems. This is how it works: We send an email invitation to you to download a utility to your internet-connected computer and install it. Then, if you have a problem, over the phone, we can tell you how to turn on that utility which allows us to take over your desktop. You would be right there in front of the computer watching as we click around on your computer. Maybe this would allow you to SEE what you need to do, but even if you don't understand what to do, you can see that we're getting your situation handled. When the situation is resolved, you TURN OFF the utility. That way, nobody can access your computer without your permission. This service won't appeal to everybody. I tested it out on my Mom's Windows XP computer and it worked very well. Her only complaint about it was, "Well, now I'll have to come up with some other reason to get you to come over and visit me." She was really joking....I think. I spend every Tuesday evening with her. I do hand work. She chats. Wouldn't give up that time with her for anything!!

VACATION PLANS: **The August Crown Jewels Club patterns will NOT be released until after Monday, August 4th.** I will be on vacation in Oshkosh, WI (July 23 through August 2nd). Be nice to Kim while I'm gone! I'll still be available by email (sweetdreamsq@aol.com) and by cell phone (573-999-5706), so if you have an emergency, you can still reach out! If you have design requests....email them to me, please. I plan to take a sewing machine with me and work on my cousin's Laurel Burch quilt!

— Janet & Kim


A Note About Name Designs:

There are 27 Name Designs included in the Onyx Lord Archive! That's a lot! That means that there are 130 patterns included in this archive which are NOT name designs. That means the average cost of those 130 patterns is .38/each. That's still an amazing value. We just wanted you to know that we realize that there are going to be designs you won't use, but since Kim's Crown Jewels Club promises you EVERYTHING she draws, you get the odd stuff right along with the really cool stuff. We promise not to be offended if you simply delete the stuff you don't want! And....if you change your mind at some later date....we'll send it to you again!




The Onyx Lord contains 157 patterns, including 48 panos, a retail value of \$1810.00.

Panos



Pattern: 2014 pano

Archive: Onyx Lord




Pattern: aandc heart pano 001

Archive: Onyx Lord




Pattern: b ravens pano 001

Archive: Onyx Lord




Pattern: basketweave pano 001

Archive: Onyx Lord



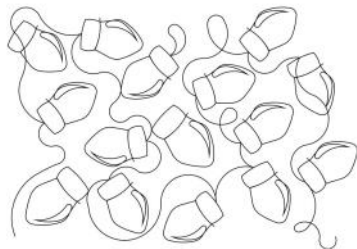
Pattern: cactus pano 001

Archive: Onyx Lord




Pattern: caden footballs pano 001

Archive: Onyx Lord




Pattern: christmas light pano 002

Archive: Onyx Lord



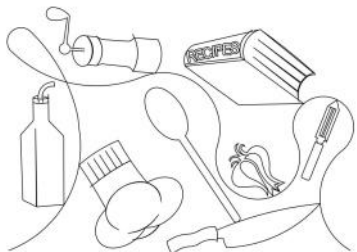
Pattern: christmas tree lpano 003a

Archive: Onyx Lord



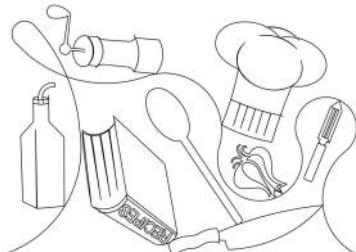
Pattern: christmas tree lpano 003b

Archive: Onyx Lord




Pattern: culinary pano 004

Archive: Onyx Lord



Pattern: culinary pano 005

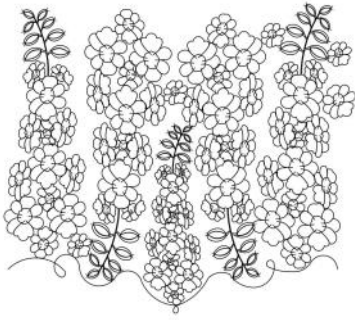
Archive: Onyx Lord



Pattern: daisy pano 003


Archive: Onyx Lord

Panos Con't.



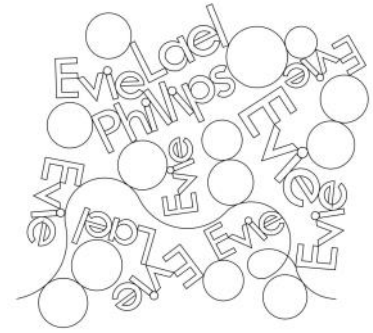
Pattern: delphinium pano 001

Archive: Onyx Lord




Pattern: eiffel tower block 002

Archive: Onyx Lord




Pattern: evie pano 001

Archive: Onyx Lord




Pattern: feather swirl pano 002

Archive: Onyx Lord




Pattern: feather swirl pano 003

Archive: Onyx Lord




Pattern: gear pano 002

Archive: Onyx Lord



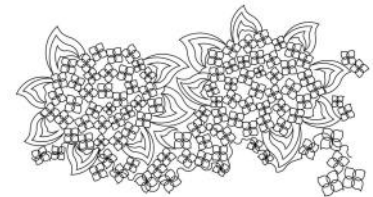
Pattern: haggard pano 001

Archive: Onyx Lord




Pattern: hydrangea pano 003

Archive: Onyx Lord



Pattern: hydrangeas pano 004

Archive: Onyx Lord




Pattern: insects and flowers pano 002

Archive: Onyx Lord



Pattern: jon pano 001

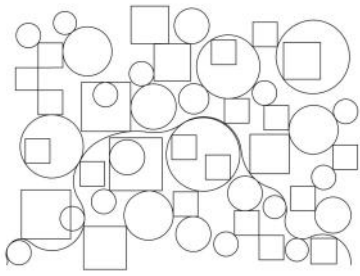
Archive: Onyx Lord



Pattern: josh pano 001


Archive: Onyx Lord

Panos Cont'



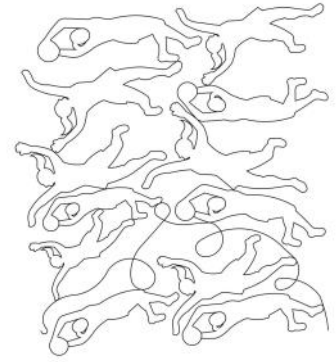
Pattern: just squares and circles

Archive: Onyx Lord



Pattern: lady bball pano 001

Archive: Onyx Lord




Pattern: lady bball pano 002

Archive: Onyx Lord



Pattern: mistletoe pano 001

Archive: Onyx Lord



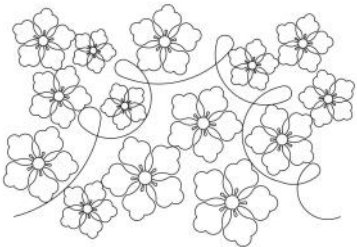
Pattern: modern pano 005 sq

Archive: Onyx Lord




Pattern: modern pano 006 sq

Archive: Onyx Lord



Pattern: oriental flower pano 001

Archive: Onyx Lord




Pattern: oval pano 001

Archive: Onyx Lord




Pattern: petry pano 001

Archive: Onyx Lord



Pattern: riley construction pano 001

Archive: Onyx Lord



Pattern: safari pano 005


Archive: Onyx Lord



Pattern: sao paulo 2014 pano


Archive: Onyx Lord

Panos Con't.




Pattern: sjhs 2017 pano 001

Archive: Onyx Lord




Pattern: specialty pano 001

Archive: Onyx Lord




Pattern: spencer pirate pano

Archive: Onyx Lord




Pattern: spiral tri pano 001

Archive: Onyx Lord




Pattern: taylors effiel tower pano 002

Archive: Onyx Lord



Pattern: tennis basketball pano 001

Archive: Onyx Lord




Pattern: ugly eagle pano 001

Archive: Onyx Lord



Pattern: usn anchor pano 001

Archive: Onyx Lord



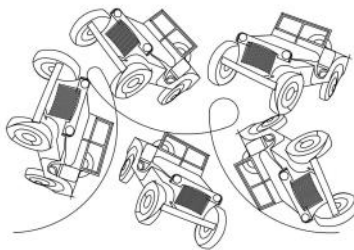
Pattern: vals spiral pano 001

Archive: Onyx Lord




Pattern: whimsy insect pano 001

Archive: Onyx Lord



Pattern: willy jeep pano 001

Archive: Onyx Lord



Pattern: winter night pano 001

Archive: Onyx Lord



Meet Your New

Best Friend!


Created by Sweet Dreams Quilt Studio,
Quilter's LightBox® software was designed to easily:

- Import photos of your quilt and/or quilt blocks.
 - Import photos of quilt block pattern pictures.
 - Preview quilting patterns superimposed over the quilt photos.
 - Enlarge, reduce, copy, rotate, increase or decrease line widths, and adjust thread colors.
 - Print pictures of the quilt/block with the patterns, and a list of the quilting pattern pictures used.
 - Create a .zip file with all of the pictures for ease in emailing to quilt customers.
- **AND NOW has a freehand feature, for those times when you want to doodle on your own!**

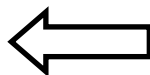
The software includes over 9000 quilting pattern pictures and free monthly updates for quilting pattern pictures. The software is available for purchase online with immediate download, and also comes with a backup version on the DVD, along with the library of pattern pictures, delivered via USPS Priority Mail. DVD is shipped within 1 business day of order date. **Don't forget to download your free pattern pictures updates!!**

<http://www.quilterslightbox.com>

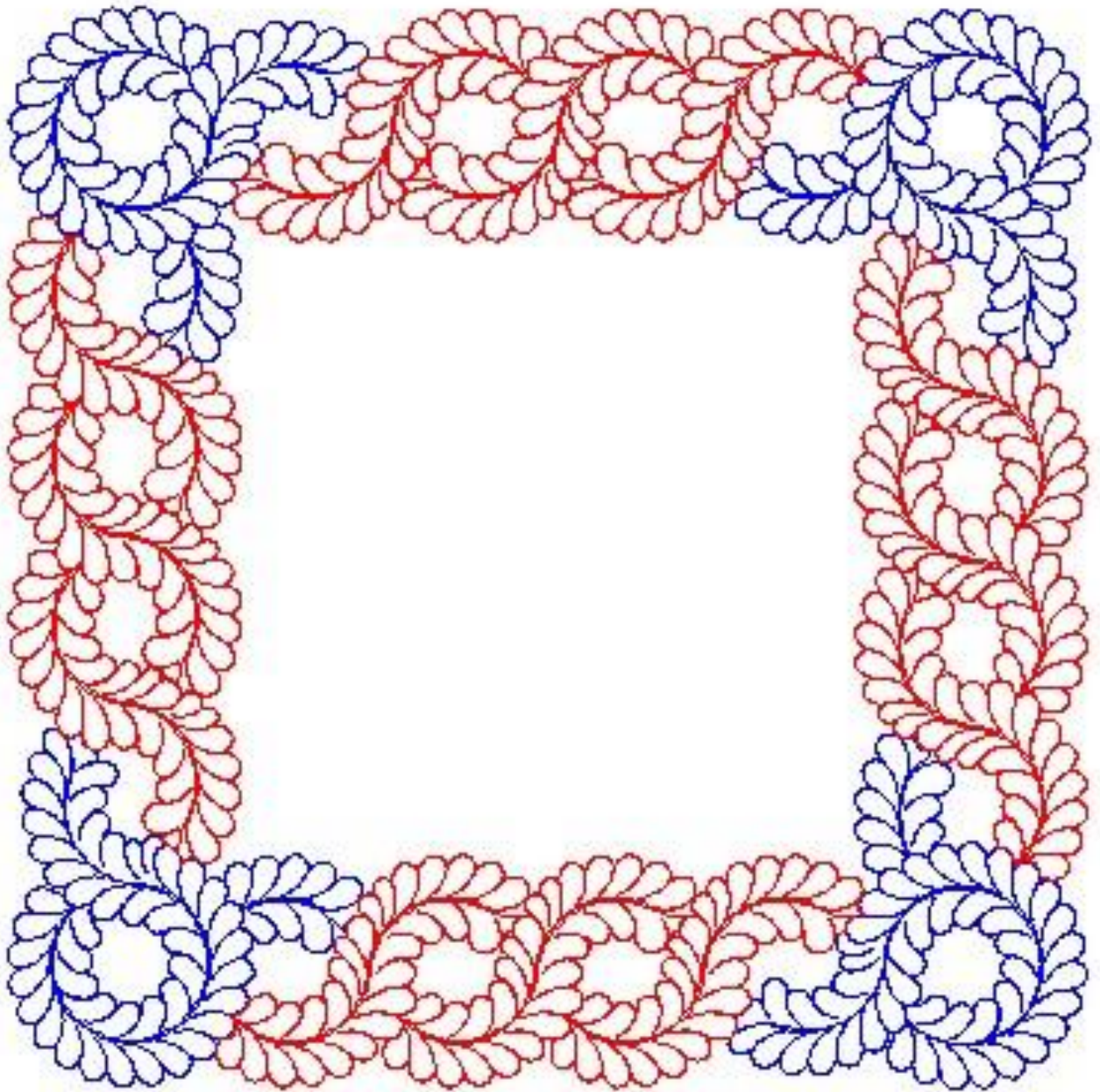
Basketweave Pano 001




**One Repeat of
Basketweave
Pano 001**




Feather circle border 001 and Feather Circle brd crn 001




Halloween Pattern Set




Patterns for Judy Niemeyer's Summer Solstice




Nelson Double Irish Chain (dic) Patterns



Swoon Patterns



Metro Medallion Patterns



Metro Medallion Patterns Quilted



Longarm Tip of the Month


Some quilters change their needle for each quilt. Other quilts only change the needle if it breaks! I recommend that you change your needle often enough to prevent snagging the quilts, breaking the thread, or bearding on the quilt back.

Also, thread manufacturers publish their recommendations for needle size for their various threads. If you start having thread break issues, double check that you're using the right size needle for your thread.

Experiencing skipped stitches? Check that your needle isn't being deflected. If you've loosened the quilt sandwich and the needle is still being deflected, try a larger needle.

Thread Size Conversion

MR 2.0 = Nm 70 = Size 10
MR 2.5 = Nm 75 = Size 11
MR 3.0 = Nm 90 = Size 14
MR 3.5 = Nm 100 = Size 16
MR 4.0 = Nm 110 = Size 18
MR 5.0 = Nm 130 = Size 21
MR 6.0 = Nm 140 = Size 22



The scarf on the backside of your longarm needle will vary in length and depth, from one brand to another. If you change from one needle brand to another, you may need to re time your machine.

Pattern Type	Size	Name of Existing Pattern for Modification	Name to be included in pattern	Attach good photos of quilt and blocks	Style you're going for. Other patterns you're using in the quilt, etc.
Block #1					
Block #2					
Block #3					
Border & Border Corner #1					
Border & Border Corner #2					
Border & Border Corner #3					
Triangle-Equilateral (all sides equal and all angles are 60 degrees)					
Triangle-Isosceles (two equal sides and two equal angles)					
Triangle-Scalene (no equal sides & no equal angles)					
Sash					
Point-to-Point					
Edge-to-Edge—Directional					
Edge-to-edge-Non Directional					
Edge-to-Edge-Interlocking					
Edge-to-Edge-Squared					

Important things to consider and include with your design request:

When you take photos of the quilt and/or quilt block, the camera should be parallel to the quilt (we need a straight on shot). If we have to draft out the block, it helps a lot to capture correct angles.

If you want an existing pattern modified, we need the exact pattern name. (We cannot modify another designer's pattern, so please don't ask us to do that.)

Style you're going for: If you want celtic, but don't tell us and we make floral, no one will be happy.

If you want a name included in the pattern, you need to double check the spelling before you submit the request. If you find out after the pattern has been designed that you requested the pattern with incorrect spelling, your submission of the correct name spelling goes to the end of the drawing list, causing a delay for you.

If your machine has a short throat, please make sure you tell us the largest amount of the fabric your machine has access to quilt. [PLEASE email your design requests \(you can follow up with a phone call, but it helps us to have the email.\)](#)

Favorite Longarm Supplies Vendors:

Updated

We've had many questions from new longarm quilters about the best places to buy their supplies. So, we thought we'd provide a list of our favorite vendors. This is not an exclusive list...you may already have other vendors who take care of your longarm supply needs...and we're not trying to convert anybody.

Superior Thread: I buy King Tut Thread in the 2000 yard cones, although they have poly thread as well. They sell wholesale only, so you'll need your sales tax certificate to set up an account. They have an amazing selection of thread. They have fabulous customer service and an easy online account set up process. They also ship internationally! <http://www.superiorthreads.com>

Checker Distributing: Wholesale Only.....I have rarely looked in vain for anything quilt related on their site. Shopping for supplies can be addicting! Shipping is charged on large items, but not on items such as pins, needles, thread, books, scissors, or most other notions. They do charge shipping on bolts of fabric, luggage, cutting mats, Ott Lights, etc. (They now carry Quilter's Dream Batting.....but only to customers outside of the United States.) <http://www.checkerdist.com>

SouthStar Supply Company: They have scissors, snips & holsters, bobbins, pattern making supplies, rotary cutters, mats, knives, sharpeners, notions, needles, pins, ergonomics, safety, & handling supplies, steamers, machine oil, spot lifters, silicone.....and they are very nice people to work with. <http://www.southstarsupply.com>

Quilter's Dream Batting: I have pretty much stopped purchasing rolls of batting. I find it easier to maintain an accurate inventory of batting, and it stores well. Unlike some packaged batting, I don't find that the QD batting is distorted, and so it doesn't require a trip through my dryer before I can use it. Some of my best friends who also have longarm quilting businesses stock packaged batting as well as batting on a roll. We agree that these people are easy to work with! <http://www.quiltersdreambatting.com>

Virginia Longarm: I buy the dress bag and the 3-sided zipper totes to deliver my quilts to customer. They bring their next quilt to me in their bag. When I arrive at our guild meetings, laden with my purple bags, people say it looks like Christmas. Their quilts stay clean and it adds a little extra class and professionalism to my business. <http://www.virginalongarm.com> or call 804-708-0741.

Wingspan Crafts: These are the people at MQX East who have the pre-shunk cotton batting (Katahdin) and the lovely 80/20 (Acadia). They were very nice to work with. <http://www.wingspancrafts.com>

Winline Textiles: These people were at MQS in Wichita. Their batting also feels very nice, has great consistency. They sent me home with two sample batts (a crib size and a twin size). I have used both sample batts and was very, very pleased. Visit them at: <http://www.winline.com>