

# Club Notes:



June 2014



## Cancer and Alzheimer's Disease SUCK!

Unfortunately, it is highly likely that each person reading this newsletter knows somebody who is battling cancer. On my father's side of the family, both my Grandmother and Grandfather died of cancer (not the same type). My Dad's oldest brother died of Leukemia, and one of my favorite cousins has finished an aggressive chemo regime and radiation, and is now involved in a clinical trial chemo in Des Moines, IA. She has uterine cancer. Kim's Dad's prostate cancer has also returned.

Several of our Crown Jewels Club members

are either battling cancer or are caregivers for family members battling cancer. One of our CJC members died from a brain cancer. Cancer is a dreadful disease. Alzheimer's Disease is also a devastating disease. Kim's Mom died of it, and many of our CJC members are dealing with parents suffering from it. It was my Dad's biggest fear that he would either die of cancer or Alzheimer's disease.....he was lucky...and died from a massive ruptured aneurysm.

What can we do? If you are of a mind/heart to pray....do so. Other things you can do to help include keeping in touch with those suffering through the disease (victims and/or caregivers). Lend a helping hand if you can (mow a yard, sweep a walk, bring a meal, wash the dishes, do some housework). Be there! Don't know what to say? Give a hug! Isolation is one of the biggest side effects of disease.

As longarm quilters, something else we can do to help: donate your quilting services for raffle quilts for the Alzheimer's Association and for American Cancer Society. This helps fund the fight against both diseases.

—Grateful for each day—  
Janet & Kim



**The Onyx Marquess contains 165 patterns, including 48 panos, a retail value of \$1920.00.**


# Panos




**Pattern: all sports 012**  
**Archive: Onyx Marquess**



**Pattern: amanda pano 001**  
**Archive: Onyx Marquess**




**Pattern: ashers biplane pano**  
**Archive: Onyx Marquess**




**Pattern: atom pano 001**  
**Archive: Onyx Marquess**



**Pattern: baby ouedraogo pano 001**  
**Archive: Onyx Marquess**



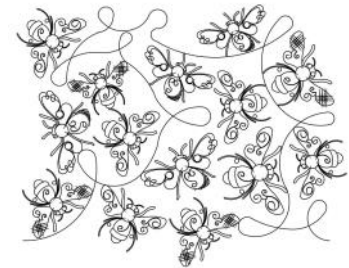
**Pattern: bandana pano 001**  
**Archive: Onyx Marquess**




**Pattern: basketballs ut pano 001**  
**Archive: Onyx Marquess**




**Pattern: baylie pano 001**  
**Archive: Onyx Marquess**




**Pattern: bees and loops pano 001**  
**Archive: Onyx Marquess**



**Pattern: bingo pano 001**  
**Archive: Onyx Marquess**



**Pattern: bird pano 005**  
**Archive: Onyx Marquess**




**Pattern: birds and bees pano 001**  
**Archive: Onyx Marquess**

# Panos Cont.




**Pattern: blue ridge pano 001**

Archive: Onyx Marquess



**Pattern: bumpy spiral pano 001**

Archive: Onyx Marquess




**Pattern: change o pano 001**

Archive: Onyx Marquess



**Pattern: cherry blossom pano 003**

Archive: Onyx Marquess




**Pattern: daisy pano 003**

Archive: Onyx Marquess




**Pattern: dead head pano 002**

Archive: Onyx Marquess




**Pattern: e-hearts and swirls pano**

Archive: Onyx Marquess




**Pattern: easter lily pano 001**

Archive: Onyx Marquess



**Pattern: flower garden pano 008**

Archive: Onyx Marquess




**Pattern: go lc pano 001**

Archive: Onyx Marquess



**Pattern: go pies pano 001**

Archive: Onyx Marquess



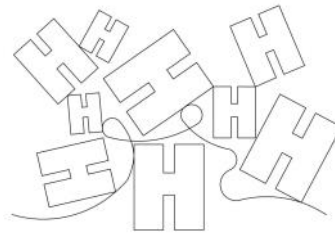
**Pattern: gp73 pano**

Archive: Onyx Marquess


# Panos Con't.




**Pattern: gt pano 001**  
**Archive: Onyx Marquess**



**Pattern: h pano**  
**Archive: Onyx Marquess**



**Pattern: h-hearts and swirls pano**  
**Archive: Onyx Marquess**




**Pattern: james atom pano 001**  
**Archive: Onyx Marquess**



**Pattern: kassandra pano 001**  
**Archive: Onyx Marquess**



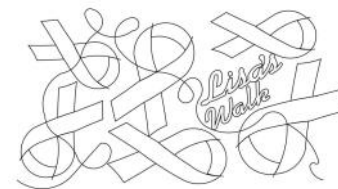
**Pattern: kate toy swirls pano 001**  
**Archive: Onyx Marquess**



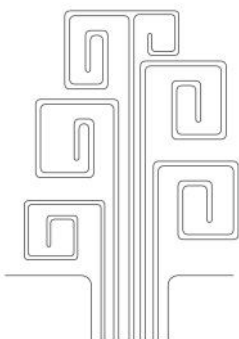
**Pattern: kevin atom pano 001**  
**Archive: Onyx Marquess**




**Pattern: kolby pano 001**  
**Archive: Onyx Marquess**




**Pattern: lisa walk pano**  
**Archive: Onyx Marquess**



**Pattern: little tweet pano 005**  
**Archive: Onyx Marquess**




**Pattern: meandering 61a**  
**Archive: Onyx Marquess**




**Pattern: modern brd crn 001 pano**  
**Archive: Onyx Marquess**

# Panos Cont.



**Pattern: modern pano 003 alt 92**

Archive: Onyx Marquess




**Pattern: morning glory pano 001**

Archive: Onyx Marquess



**Pattern: panthers pano 001**

Archive: Onyx Marquess



**Pattern: perfume pano 001**

Archive: Onyx Marquess



**Pattern: peter game pano 001**

Archive: Onyx Marquess



**Pattern: preston pano 001**

Archive: Onyx Marquess




**Pattern: ribbon taylor 001**

Archive: Onyx Marquess



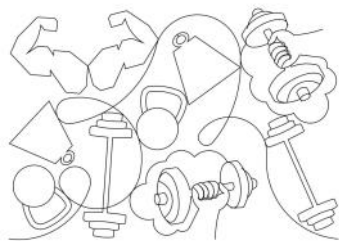
**Pattern: shalee pano**

Archive: Onyx Marquess




**Pattern: tiger paw pano 002**

Archive: Onyx Marquess



**Pattern: weightlifting pano 001**

Archive: Onyx Marquess



**Pattern: wood grain pano 002**

Archive: Onyx Marquess



**Pattern: wood grain pano 003**

Archive: Onyx Marquess



# Meet Your New

# Best Friend!

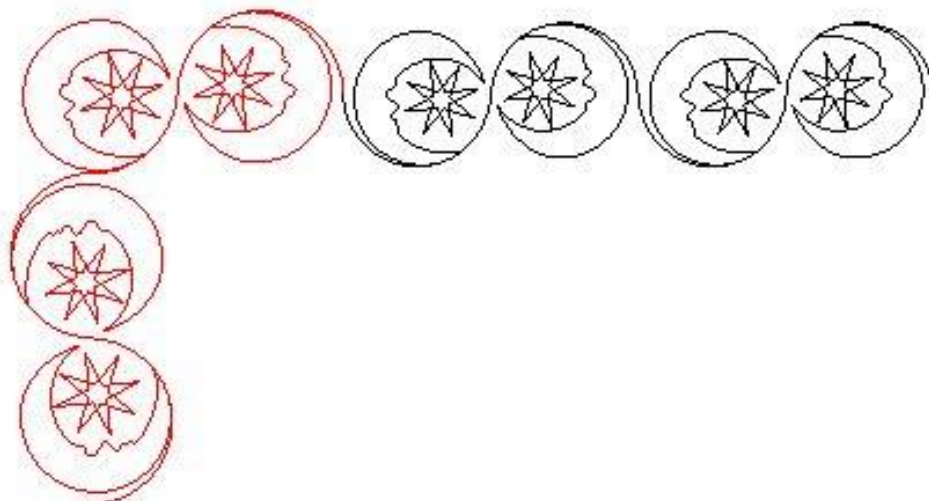
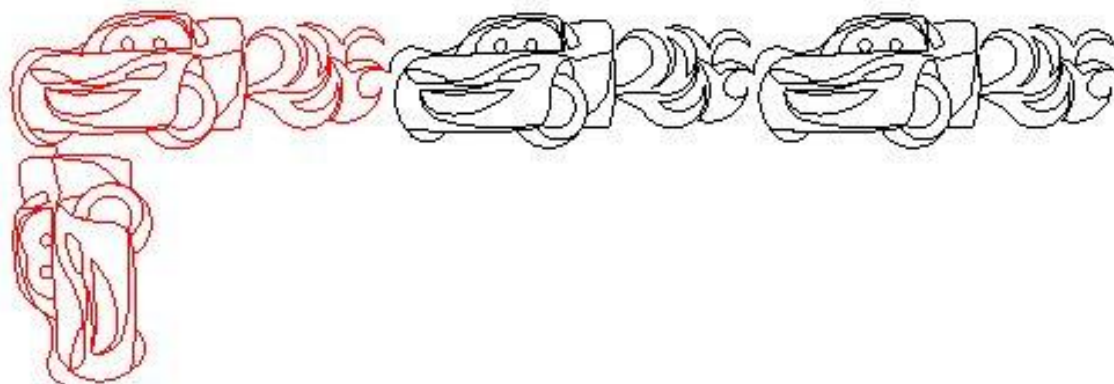
Created by Sweet Dreams Quilt Studio,  
Quilter's LightBox<sup>®</sup> software was designed to easily:

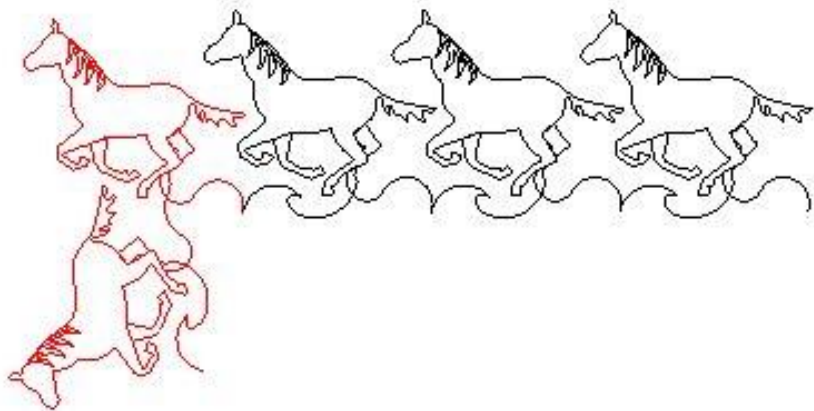
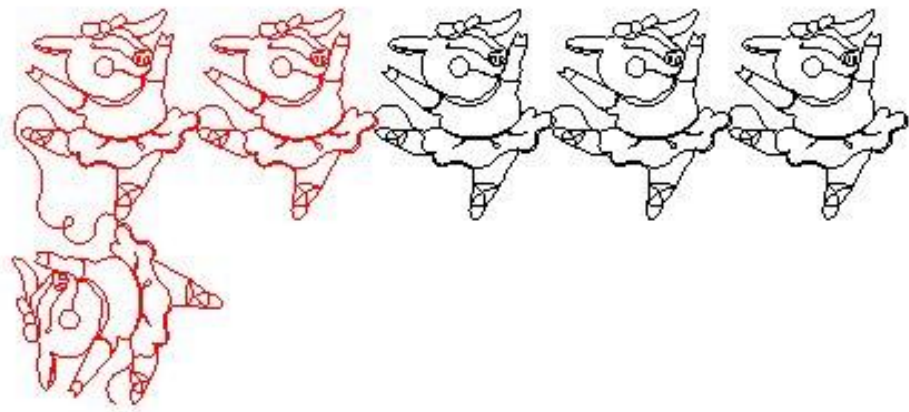
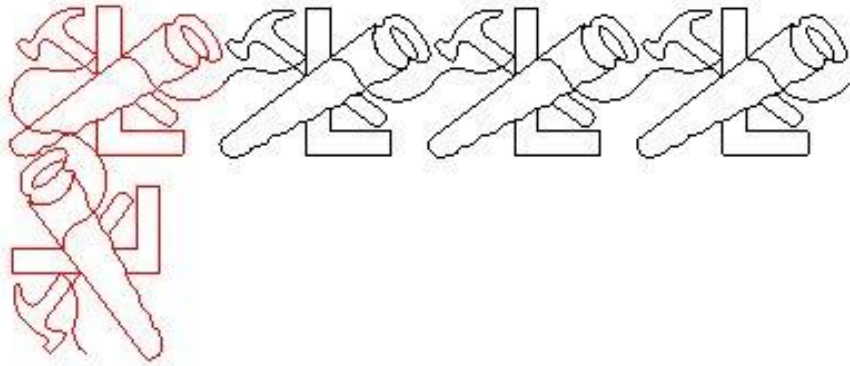
- Import photos of your quilt and/or quilt blocks.
  - Import photos of quilt block pattern pictures.
  - Preview quilting patterns superimposed over the quilt photos.
  - Enlarge, reduce, copy, rotate, increase or decrease line widths, and adjust thread colors.
  - Print pictures of the quilt/block with the patterns, and a list of the quilting pattern pictures used.
  - Create a .zip file with all of the pictures for ease in emailing to quilt customers.
- **AND NOW** has a freehand feature, for those times when you want to doodle on your own!

The software includes over 9000 quilting pattern pictures and free monthly updates for quilting pattern pictures. The software is available for purchase online with immediate download, and also comes with a backup version on the DVD, along with the library of pattern pictures, delivered via USPS Priority Mail. DVD is shipped within 1 business day of order date. **Don't forget to download your free pattern pictures updates!!**

<http://www.quilterslightbox.com>

Over the past several months, we have received many requests for border corner patterns to be drawn to use with some of the older border patterns. So, we have several of those in this month's batch. The new border corner pattern is show in RED. The border patterns are NOT included in this batch....but if you don't have them, you can purchase them with your 20% CJC discount.

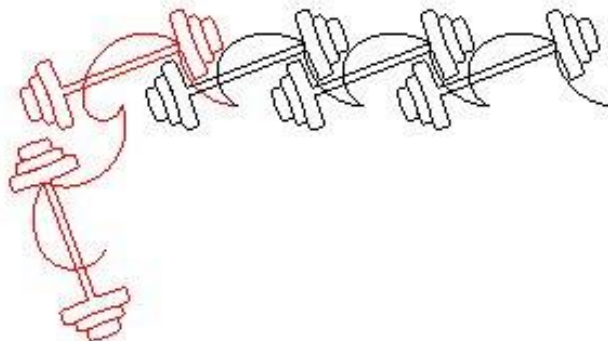
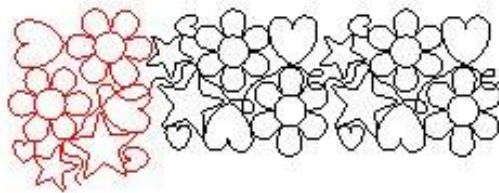
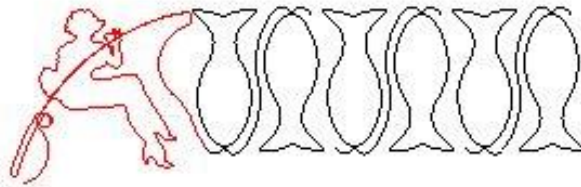
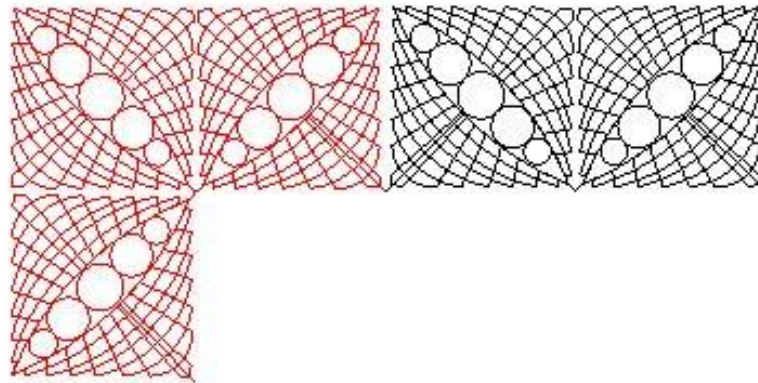










# New Border and Border Corner Sets

Border Corner is shown in red.







# Dream On Series Jenny Pedigo Quilt

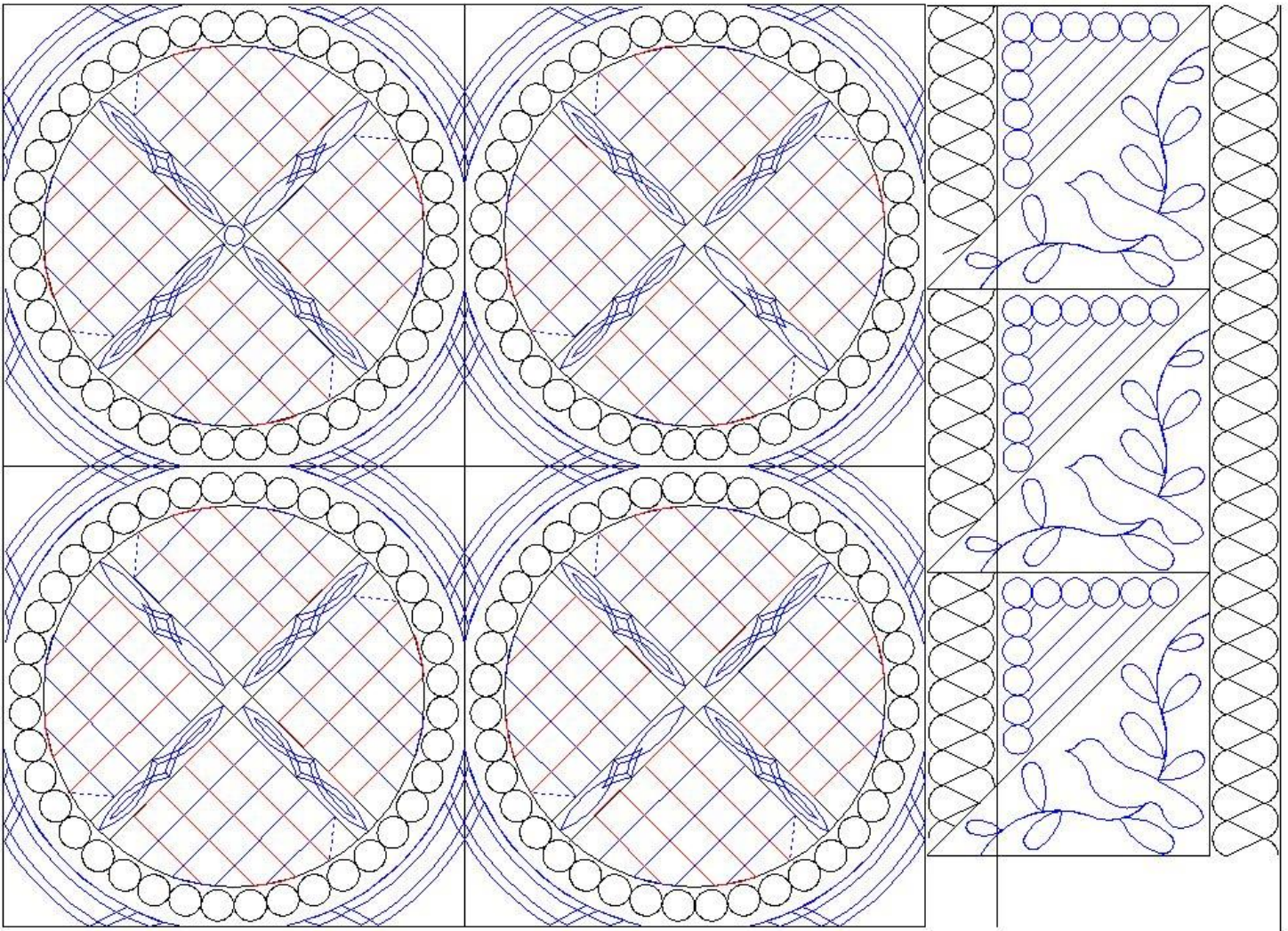


# New Double Wedding Rings



# Judy Niemeyer Cactus Rose Tablerunner Patterns









# Klement Patterns

## Maria's Star Set


The outer star frame comes in three parts to enable you to quilt it larger than what you can fit in one belly bar full.

There are two feather patterns for options in quilting the blades.




# Metro Medallion Set

## Another Jenny Pedigo Quilt







# Spinning Star



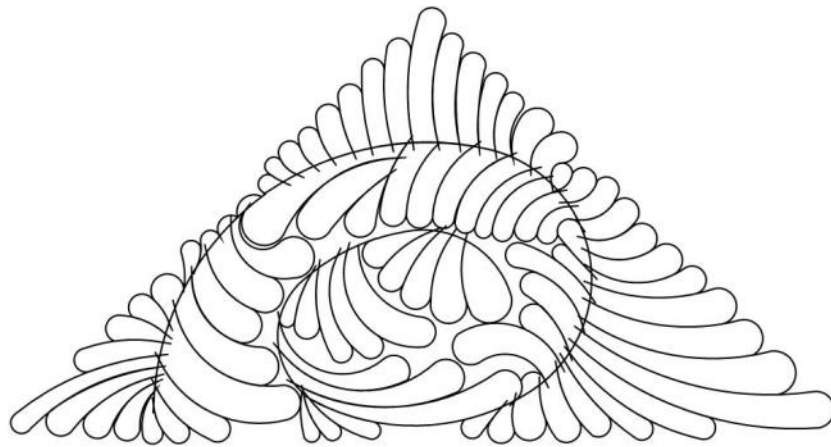
# Sawtooth Star Log Cabin (stlc)



# Tawyna TIC Set



# JB Spinning Star



See the photos of the quilt on next page. Submitted by Crown Jewels Club member, Barb Michels.



Pattern Type	Size	Name of Existing Pattern for Modification	Name to be included in pattern	Attach good photos of quilt and blocks	Style you're going for. Other patterns you're using in the quilt, etc.
Block #1					
Block #2					
Block #3					
Border & Border Corner #1					
Border & Border Corner #2					
Border & Border Corner #3					
Triangle-Equilateral (all sides equal and all angles are 60 degrees)					
Triangle-Isosceles (two equal sides and two equal angles)					
Triangle-Scalene (no equal sides & no equal angles)					
Sash					
Point-to-Point					
Edge-to-Edge—Directional					
Edge-to-edge-Non Directional					
Edge-to-Edge-Interlocking					
Edge-to-Edge-Squared					

**Important things to consider and include with your design request:**

When you take photos of the quilt and/or quilt block, the camera should be parallel to the quilt (we need a straight on shot). If we have to draft out the block, it helps a lot to capture correct angles.

If you want an existing pattern modified, we need the exact pattern name. (We cannot modify another designer's pattern, so please don't ask us to do that.)

Style you're going for: If you want celtic, but don't tell us and we make floral, no one will be happy.

If you want a name included in the pattern, you need to double check the spelling before you submit the request. If you find out after the pattern has been designed that you requested the pattern with incorrect spelling, your submission of the correct name spelling goes to the end of the drawing list, causing a delay for you.

If your machine has a short throat, please make sure you tell us the largest amount of the fabric your machine has access to quilt. [PLEASE email your design requests \(you can follow up with a phone call, but it helps us to have the email.\)](#)

# Favorite Longarm Supplies Vendors:

Updated

We've had many questions from new longarm quilters about the best places to buy their supplies. So, we thought we'd provide a list of our favorite vendors. This is not an exclusive list...you may already have other vendors who take care of your longarm supply needs...and we're not trying to convert anybody.

**Superior Thread:** I buy King Tut Thread in the 2000 yard cones, although they have poly thread as well. They sell wholesale only, so you'll need your sales tax certificate to set up an account. They have an amazing selection of thread. They have fabulous customer service and an easy online account set up process. They also ship internationally! <http://www.superiorthreads.com>

**Checker Distributing:** Wholesale Only.....I have rarely looked in vain for anything quilt related on their site. Shopping for supplies can be addictive! Shipping is charged on large items, but not on items such as pins, needles, thread, books, scissors, or most other notions. They do charge shipping on bolts of fabric, luggage, cutting mats, Ott Lights, etc. (They now carry Quilter's Dream Batting.....but only to customers outside of the United States.) <http://www.checkerdist.com>

**SouthStar Supply Company:** They have scissors, snips & holsters, bobbins, pattern making supplies, rotary cutters, mats, knives, sharpeners, notions, needles, pins, ergonomics, safety, & handling supplies, steamers, machine oil, spot lifters, silicone.....and they are very nice people to work with. <http://www.southstarsupply.com>

**Quilter's Dream Batting:** I have pretty much stopped purchasing rolls of batting. I find it easier to maintain an accurate inventory of batting, and it stores well. Unlike some packaged batting, I don't find that the QD batting is distorted, and so it doesn't require a trip through my dryer before I can use it. Some of my best friends who also have longarm quilting businesses stock packaged batting as well as batting on a roll. We agree that these people are easy to work with! <http://www.quiltersdreambatting.com>

**Virginia Longarm:** I buy the dress bag and the 3-sided zipper totes to deliver my quilts to customer. They bring their next quilt to me in their bag. When I arrive at our guild meetings, laden with my purple bags, people say it looks like Christmas. Their quilts stay clean and it adds a little extra class and professionalism to my business. <http://www.virginalongarm.com> or call 804-708-0741.

**Wingspan Crafts:** These are the people at MQX East who have the pre-shunk cotton batting (Katahdin) and the lovely 80/20 (Acadia). They were very nice to work with. <http://www.wingspancrafts.com>

**Winline Textiles:** These people were at MQS in Wichita. Their batting also feels very nice, has great consistency. They sent me home with two sample batts (a crib size and a twin size). I have used both sample batts and was very, very pleased. Visit them at: <http://www.winline.com>