

Club Notes:



February 2015




Phoebie looks good on Grandma Kim, doesn't she?

We pretty much do it all here at the Sweet Dreams Quilt Studio offices. You just never know who you might find hanging out with us!

Kim leaves tomorrow for a trade show on the East Coast. I'll be running things from Missouri! As soon as she gets back home, we pack up and head off to our annual winter quilt retreat! Got to get my projects lined up....choices, choices, choices!


There are a lot of cool patterns in the Onyx Queen Archive. We hope you enjoy them.

Happy Valentine's Day!
Kim and Janet




The Onyx Emperor contains 108 patterns, including 27 panos, a retail value of \$1215.

Panos



Pattern: afrakian pano 001
Archive: Onyx Queen



Pattern: alphasigmaphi pano 001
Archive: Onyx Queen



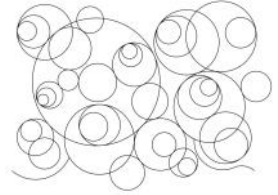
Pattern: background pano 001
Archive: Onyx Queen



Pattern: bare tree pano 001
Archive: Onyx Queen




Pattern: boots and lasso pano 001
Archive: Onyx Queen



Pattern: bubbles everywhere 006
Archive: Onyx Queen



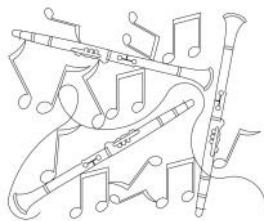
Pattern: cardinals sports pano 001
Archive: Onyx Queen




Pattern: cat mouse pano 001
Archive: Onyx Queen




Pattern: cheryl pano 001
Archive: Onyx Queen



Pattern: clarinet pano 003
Archive: Onyx Queen




Pattern: corrines baby elephant pano
Archive: Onyx Queen



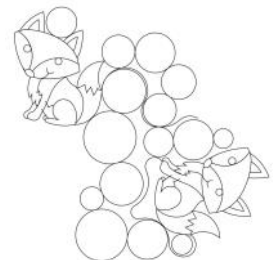
Pattern: dream tangle pano 004
Archive: Onyx Queen



Pattern: feather pano 006
Archive: Onyx Queen




Pattern: football cardinals pano
Archive: Onyx Queen




Pattern: foxy bubbles pano 001
Archive: Onyx Queen


Panos Cont.



Pattern: foxy bubbles pano 002
Archive: Onyx Queen




Pattern: geometric pano 002
Archive: Onyx Queen




Pattern: go seahawks pano 003
Archive: Onyx Queen




Pattern: go seahawks pano 004
Archive: Onyx Queen



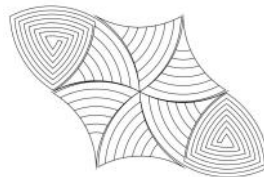
Pattern: love struck pano 001
Archive: Onyx Queen




Pattern: miles guitar pano
Archive: Onyx Queen



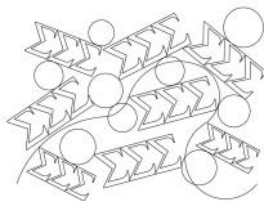
Pattern: modern fan pano 001
Archive: Onyx Queen




Pattern: modern hex pano 001
Archive: Onyx Queen



Pattern: old ford truck pano 001
Archive: Onyx Queen



Pattern: sig x 3 pano 001
Archive: Onyx Queen



Pattern: tooth pano 001
Archive: Onyx Queen



Pattern: trees snowflake pano 001
Archive: Onyx Queen



Meet Your New

Best Friend!

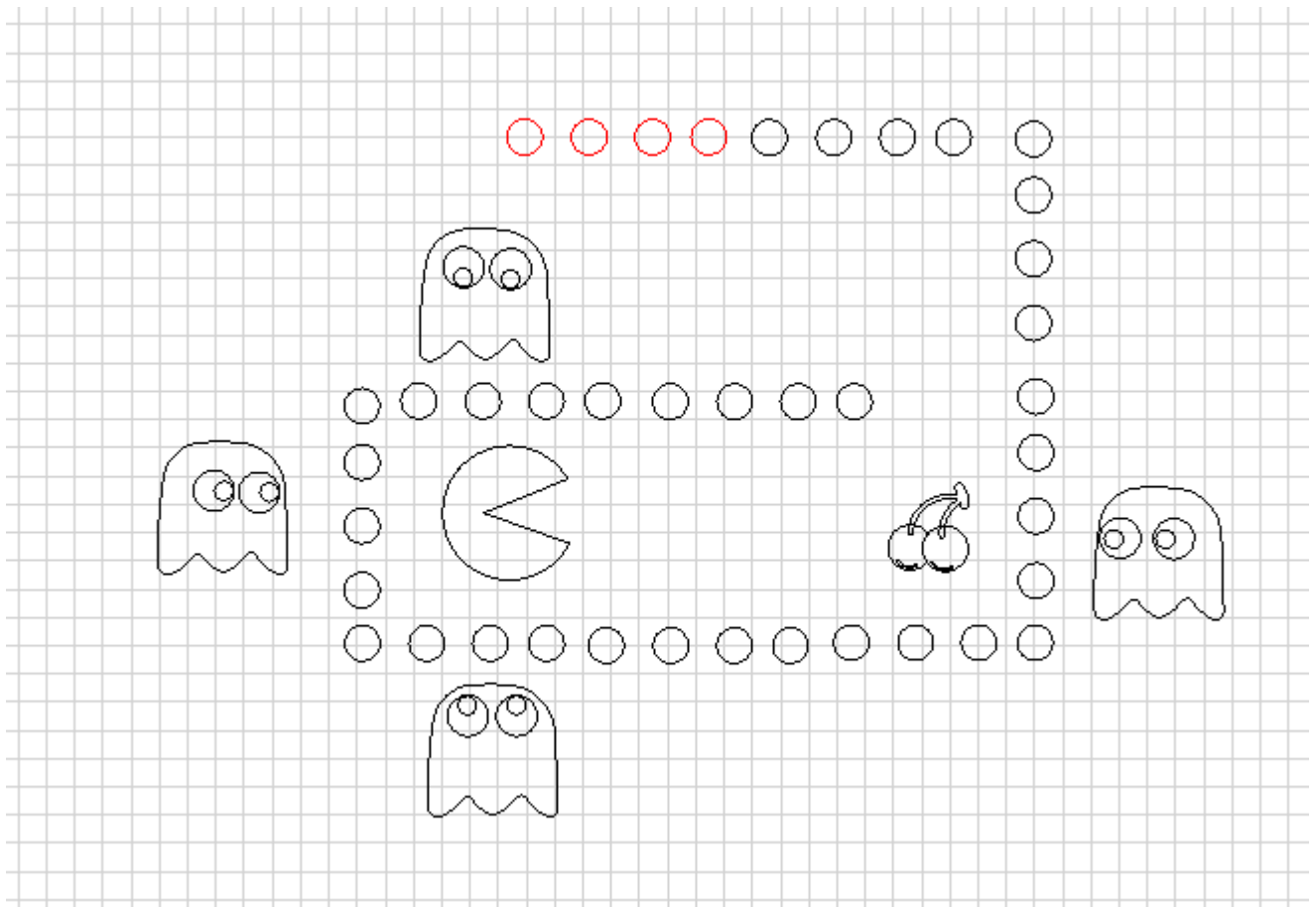
Created by Sweet Dreams Quilt Studio,
Quilter's LightBox[®] software was designed to easily:

- Import photos of your quilt and/or quilt blocks.
 - Import photos of quilt block pattern pictures.
 - Preview quilting patterns superimposed over the quilt photos.
 - Enlarge, reduce, copy, rotate, increase or decrease line widths, and adjust thread colors.
 - Print pictures of the quilt/block with the patterns, and a list of the quilting pattern pictures used.
 - Create a .zip file with all of the pictures for ease in emailing to quilt customers.
- **AND NOW has a freehand feature, for those times when you want to doodle on your own!**

The software includes over 9000 quilting pattern pictures and free monthly updates for quilting pattern pictures. The software is available for purchase online with immediate download, and also comes with a backup version on the DVD, along with the library of pattern pictures, delivered via USPS Priority Mail. DVD is shipped within 1 business day of order date. **Don't forget to download your free pattern pictures updates!!**

<http://www.quilterslightbox.com>

Game Parts

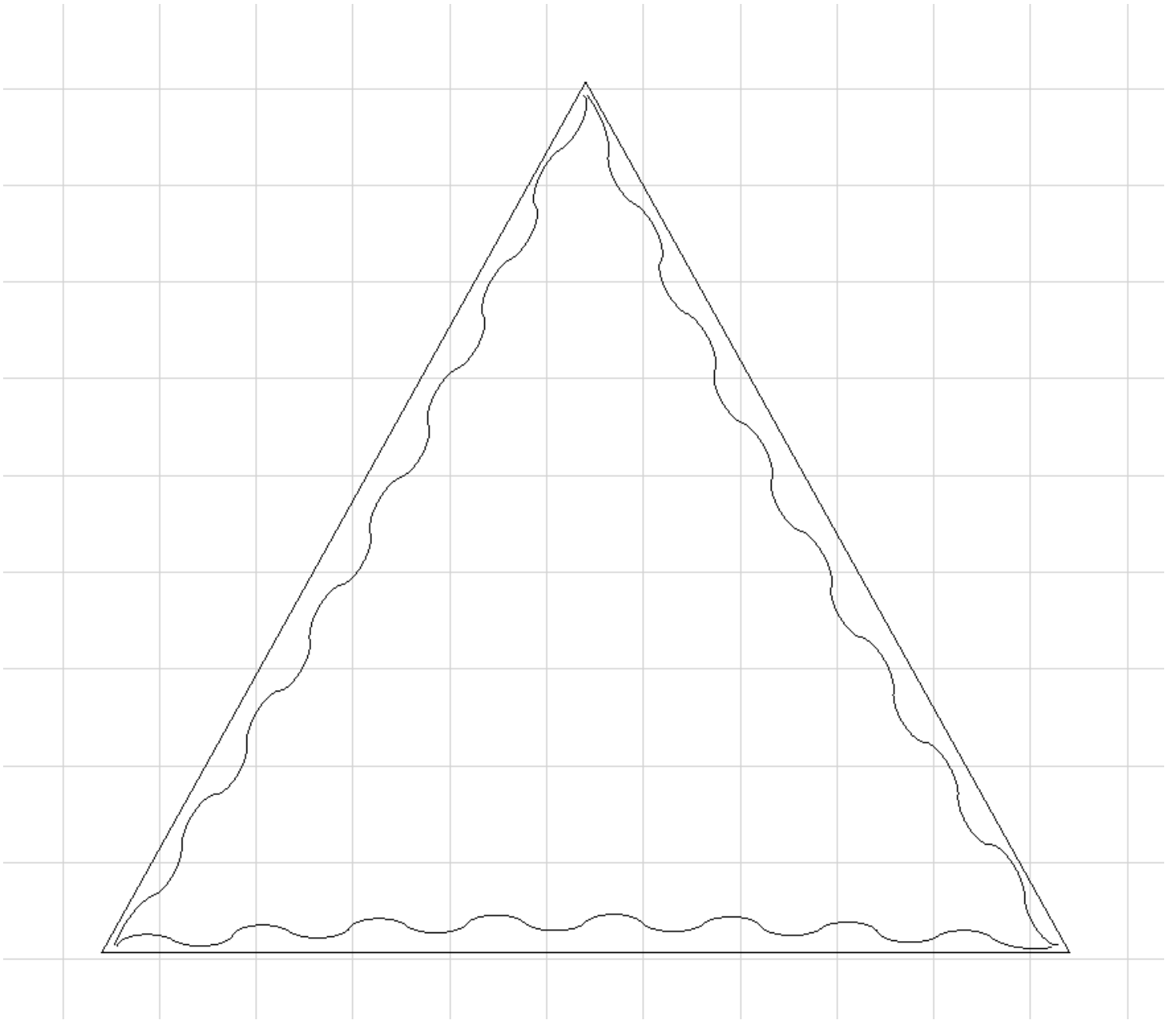


Alternatives to Stitch in the Ditch



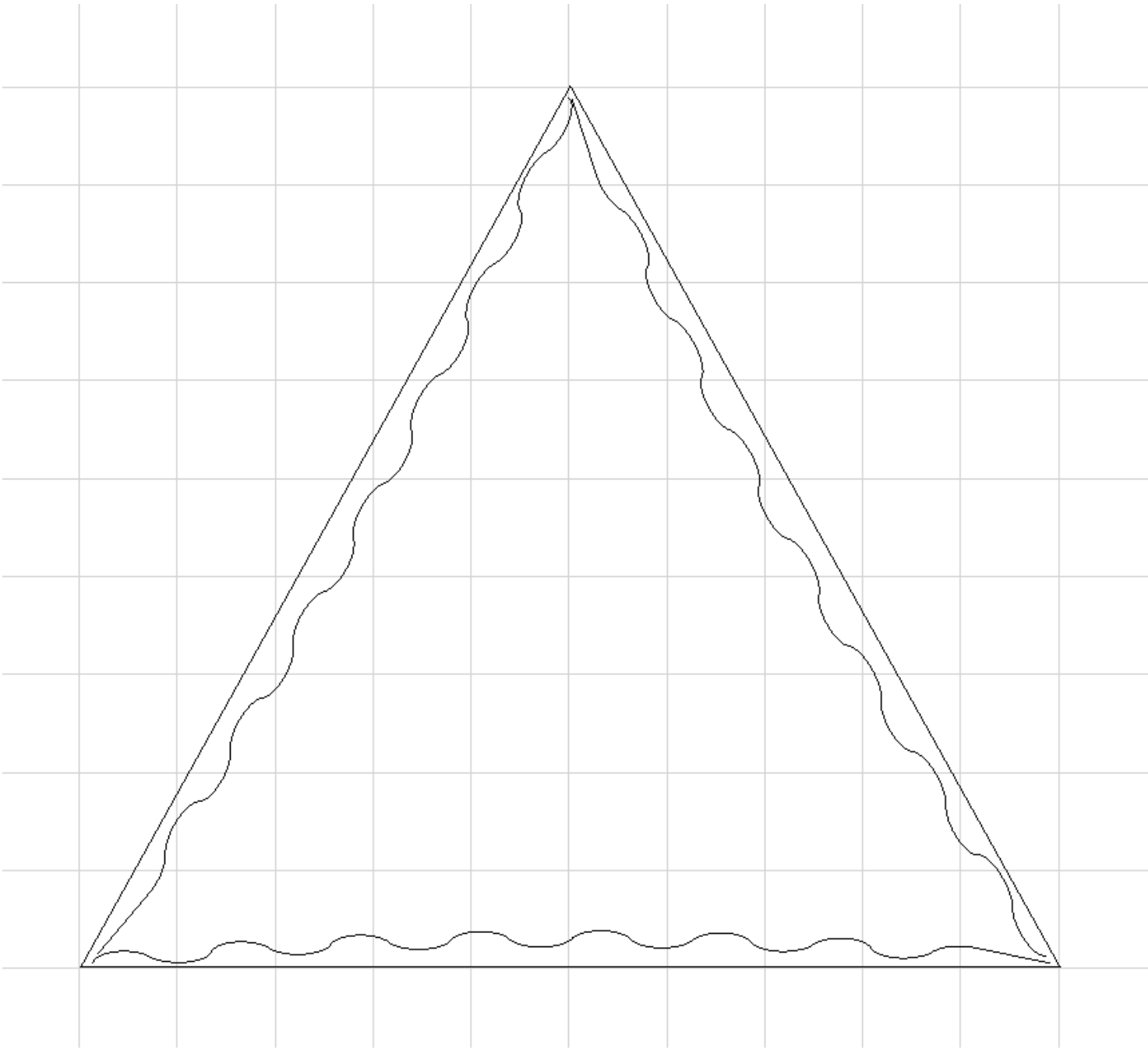
Three New curved arch p2p patterns

Each pattern has different end, for different applications

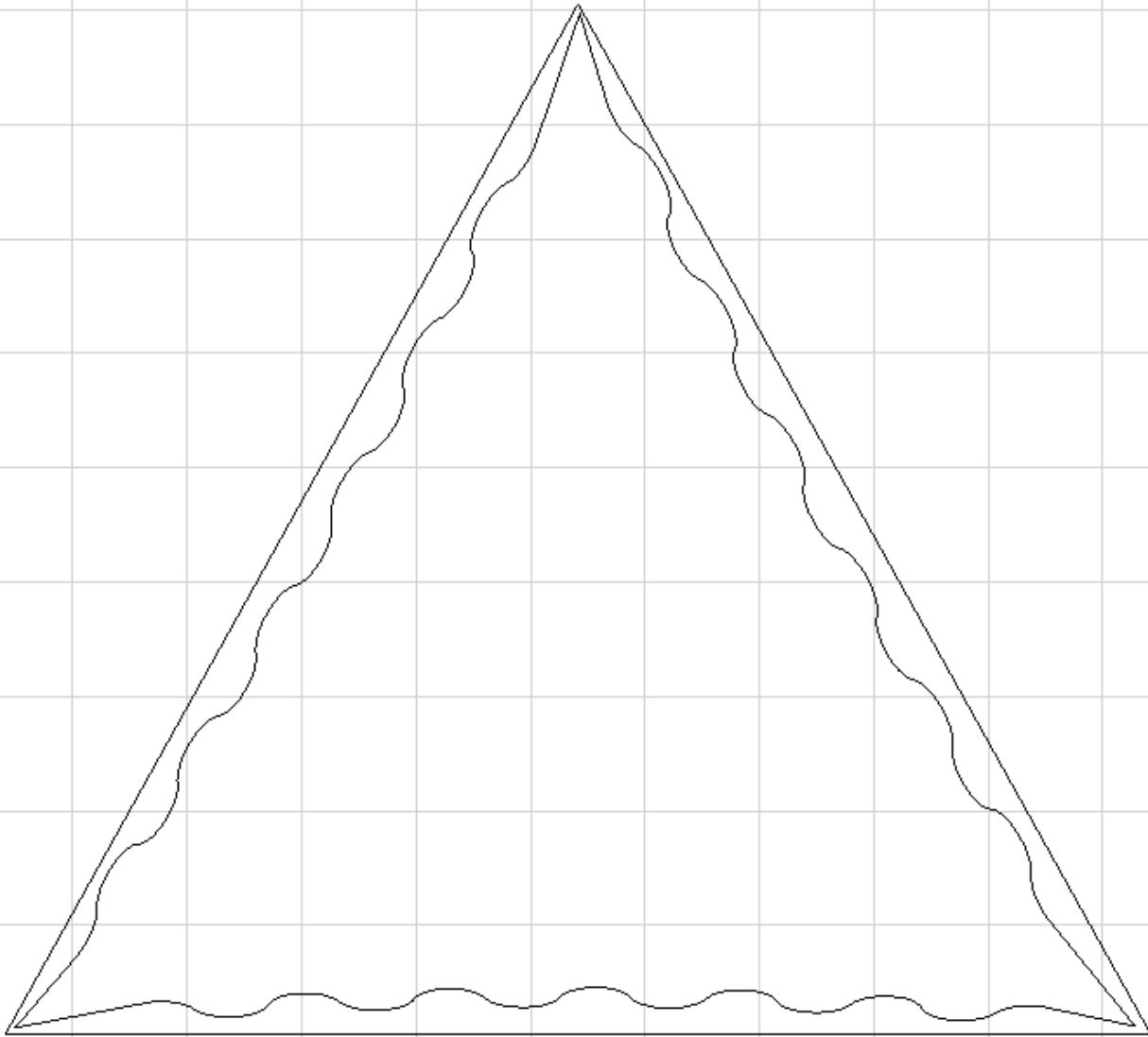


P2p arch 005 is curved on both ends.


P2p arch 006 is curved on one end and straight on the other end.



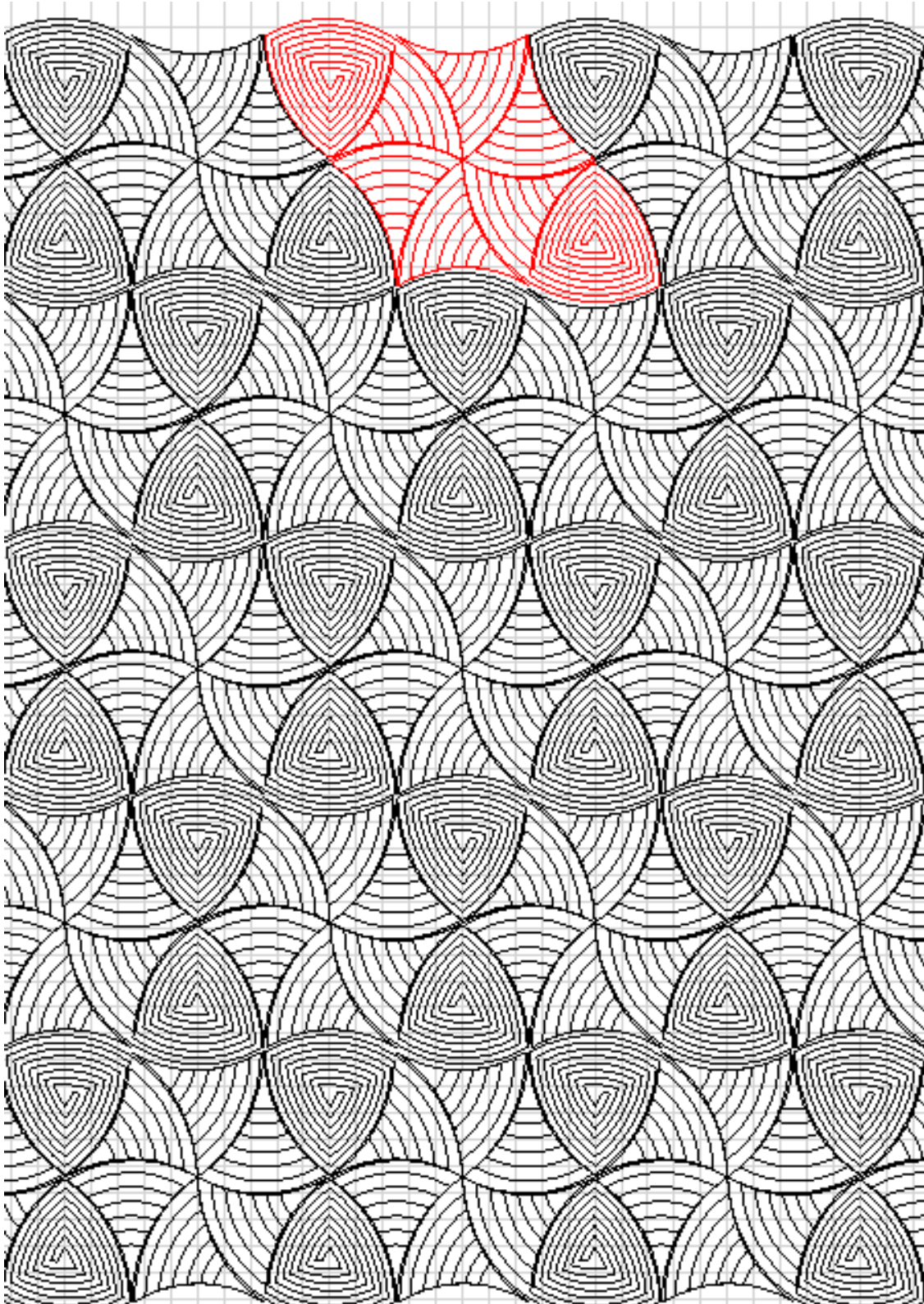
P2p arch 007 is straight on both ends.



Modern Fan Pano 001




Modern Hex Pano 001



This is an alternating pattern.

Log Cabin (LC) Pattern Layout



Pattern Type	Size	Name of Existing Pattern for Modification	Name to be included in pattern	Attach good photos of quilt and blocks	Style you're going for. Other patterns you're using in the quilt, etc.
Block #1					
Block #2					
Block #3					
Border & Border Corner #1					
Border & Border Corner #2					
Border & Border Corner #3					
Triangle-Equilateral (all sides equal and all angles are 60 degrees)					
Triangle-Isosceles (two equal sides and two equal angles)					
Triangle-Scalene (no equal sides & no equal angles)					
Sash					
Point-to-Point					
Edge-to-Edge—Directional					
Edge-to-edge-Non Directional					
Edge-to-Edge-Interlocking					
Edge-to-Edge-Squared					

Important things to consider and include with your design request:

When you take photos of the quilt and/or quilt block, the camera should be parallel to the quilt (we need a straight on shot). If we have to draft out the block, it helps a lot to capture correct angles.

If you want an existing pattern modified, we need the exact pattern name. (We cannot modify another designer's pattern, so please don't ask us to do that.)

Style you're going for: If you want celtic, but don't tell us and we make floral, no one will be happy.

If you want a name included in the pattern, you need to double check the spelling before you submit the request. If you find out after the pattern has been designed that you requested the pattern with incorrect spelling, your submission of the correct name spelling goes to the end of the drawing list, causing a delay for you.

If your machine has a short throat, please make sure you tell us the largest amount of the fabric your machine has access to quilt. [PLEASE email your design requests \(you can follow up with a phone call, but it helps us to have the email.\)](#)

Favorite Longarm Supplies Vendors:

Updated

We've had many questions from new longarm quilters about the best places to buy their supplies. So, we thought we'd provide a list of our favorite vendors. This is not an exclusive list...you may already have other vendors who take care of your longarm supply needs...and we're not trying to convert anybody.

Superior Thread: I buy King Tut Thread in the 2000 yard cones, although they have poly thread as well. They sell wholesale only, so you'll need your sales tax certificate to set up an account. They have an amazing selection of thread. They have fabulous customer service and an easy online account set up process. They also ship internationally! <http://www.superiorthreads.com>

Checker Distributing: Wholesale Only.....I have rarely looked in vain for anything quilt related on their site. Shopping for supplies can be addicting! Shipping is charged on large items, but not on items such as pins, needles, thread, books, scissors, or most other notions. They do charge shipping on bolts of fabric, luggage, cutting mats, Ott Lights, etc. (They now carry Quilter's Dream Batting.....but only to customers outside of the United States.) <http://www.checkerdist.com>

SouthStar Supply Company: They have scissors, snips & holsters, bobbins, pattern making supplies, rotary cutters, mats, knives, sharpeners, notions, needles, pins, ergonomics, safety, & handling supplies, steamers, machine oil, spot lifters, silicone.....and they are very nice people to work with. <http://www.southstarsupply.com>

Quilter's Dream Batting: I have pretty much stopped purchasing rolls of batting. I find it easier to maintain an accurate inventory of batting, and it stores well. Unlike some packaged batting, I don't find that the QD batting is distorted, and so it doesn't require a trip through my dryer before I can use it. Some of my best friends who also have longarm quilting businesses stock packaged batting as well as batting on a roll. We agree that these people are easy to work with! <http://www.quiltersdreambatting.com>

Virginia Longarm: I buy the dress bag and the 3-sided zipper totes to deliver my quilts to customer. They bring their next quilt to me in their bag. When I arrive at our guild meetings, laden with my purple bags, people say it looks like Christmas. Their quilts stay clean and it adds a little extra class and professionalism to my business. <http://www.virginalongarm.com> or call 804-708-0741.

Wingspan Crafts: These are the people at MQX East who have the pre-shunk cotton batting (Katahdin) and the lovely 80/20 (Acadia). They were very nice to work with. <http://www.wingspancrafts.com>

Winline Textiles: These people were at MQS in Wichita. Their batting also feels very nice, has great consistency. They sent me home with two sample batts (a crib size and a twin size). I have used both sample batts and was very, very pleased. Visit them at: <http://www.winline.com>