

Club Notes:





February 2014

Kim and I decided that 2014 would be the Year of Having More Fun with our Quilty Friends! So, we get together at Kim's house every Wednesday night and work on whatever we bring (I bring hand applique. Kim paints. One of our friends brings knitting, another brings hand quilting, and another one just comes to chat). In preparation for our first Have More Fun Meeting, I pulled out my Omni Grid cases in which I keep my hand applique stuff. Apparently, I also keep just about everything else in there, too! It was all a jumbled mess. Kim brought out a package of Beattie Bag Inserts (AbbeyLaneQuilts.com) which she brought back from Houston. I didn't make the Beattie Bag, but I loved the inserts! They lay flat! So, I put my pencils and pens, threads, needles, scissors, etc. all in their own insert sides (two sides per insert). I put them into my Omni case and then laid my applique block in progress on top. Everything stayed in place.

I was so inspired by my success with this that I decided to tackle the huge tub of fabric for the Edyta Sitar applique quilt I've been working on for over 3 years! The original pattern called for 22 fat quarters for the applique (and I have over 200 of them in that tub). Guess I have enough for a couple of other quilts, too! My goal is to finish as much of this quilt as possible this year.....and have more fun!


Janet & Kim

My stuff doesn't stay in these pockets....so it's all over the place when I next open the case!



The Pearl King contains 100 patterns, including 31 panos, a retail value of \$1155.

Panos




Pattern: 2014 music pano 001

Archive: Pearl King




Pattern: abc123 pano 001

Archive: Pearl King




Pattern: amish fern pano 001 alt

Archive: Pearl King




Pattern: benjamin pano 001

Archive: Pearl King




Pattern: botanical birds pano 001

Archive: Pearl King




Pattern: chicken family pano 001

Archive: Pearl King



Pattern: cigar pano 001

Archive: Pearl King



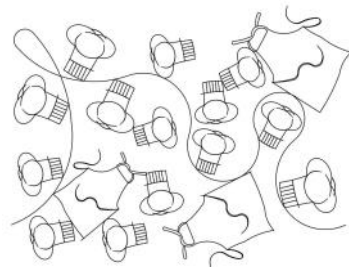
Pattern: coffee h mug

Archive: Pearl King




Pattern: comanche pano 001

Archive: Pearl King




Pattern: culinary pano 003

Archive: Pearl King



Pattern: fab feather pano 001


Archive: Pearl King



Pattern: farm pano 002


Archive: Pearl King

Panos Cont.




Pattern: fireworks pano 003

Archive: Pearl King




Pattern: liam pano 001

Archive: Pearl King




Pattern: maze pano 001

Archive: Pearl King




Pattern: maze pano 002

Archive: Pearl King




Pattern: maze pano 003

Archive: Pearl King




Pattern: nd pano 001

Archive: Pearl King




Pattern: paisley and snowflakes pano

Archive: Pearl King



Pattern: paisley sky 001

Archive: Pearl King




Pattern: paisley sky 002

Archive: Pearl King




Pattern: parrot pano 001

Archive: Pearl King



Pattern: sherrill pano 001


Archive: Pearl King



Pattern: spanish waves pano 001


Archive: Pearl King

Panos Con't.




Pattern: stinger pano 001

Archive: Pearl King



Pattern: su pirates pano 001

Archive: Pearl King



Pattern: sunglasses pano 001

Archive: Pearl King




Pattern: thank you pano 001

Archive: Pearl King



Pattern: tiger hawks pano 001

Archive: Pearl King



Pattern: wilmas garden 001

Archive: Pearl King



Pattern: wilmas garden 002

Archive: Pearl King



Don't eat
chocolates while you
quilt!



Use Discount Code for Free
Shipping in USA:

QLBSHIP14

(code good until
February 15th)

Meet Your New Best Friend!

Created by Sweet Dreams Quilt Studio,
Quilter's LightBox® software was designed to easily:


- Import photos of your quilt and/or quilt blocks.
- Import photos of quilt block pattern pictures.
- Preview quilting patterns superimposed over the quilt photos.
- Enlarge, reduce, copy, rotate, increase or decrease line widths, and adjust thread colors.
- Print pictures of the quilt/block with the patterns, and a list of the quilting pattern pictures used.
- Create a .zip file with all of the pictures for ease in emailing to quilt customers.

The software includes over 9000 quilting pattern pictures and free monthly updates for quilting pattern pictures. The software is available for purchase online with immediate download, and also comes with a backup version on the DVD, along with the library of pattern pictures, delivered via USPS Priority Mail. DVD is shipped within 1 business day of order date. **Don't forget to download your free pattern pictures updates!!**

<http://www.quilterslightbox.com>

Patterns for Peace and Unity B.O.M.

(Featured by Homestead Hearth)



Peace and Unity


Quilt Featured by Homestead Hearth)

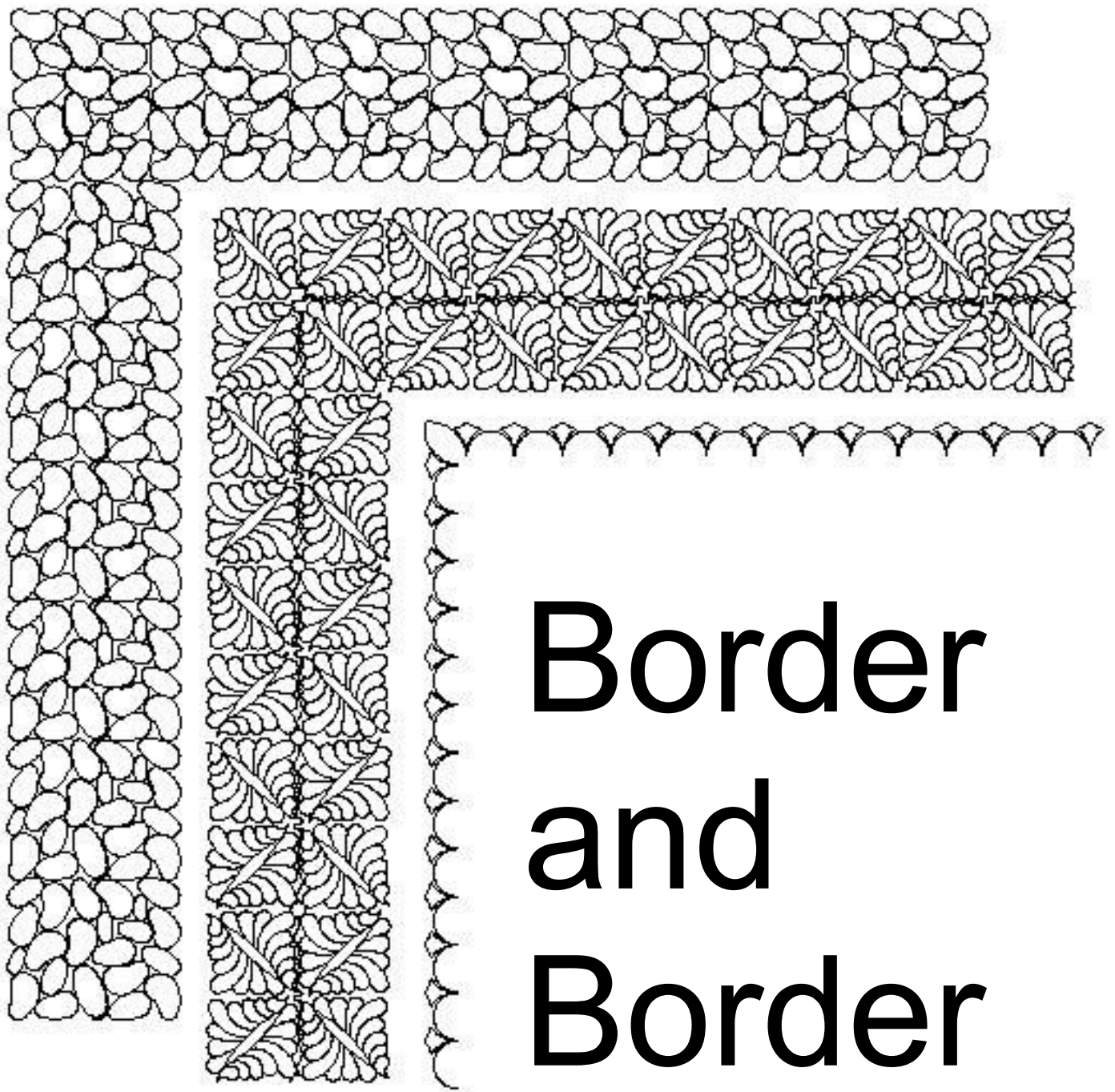


Introducing The Mediterranean Garden Whole Cloth Pattern Set


This set contains 12 block patterns, a corner stone pattern. Sash pattern, border pattern, and border corner pattern.

Use these patterns to quilt your customer quilts or use them to make a whole cloth quilt!



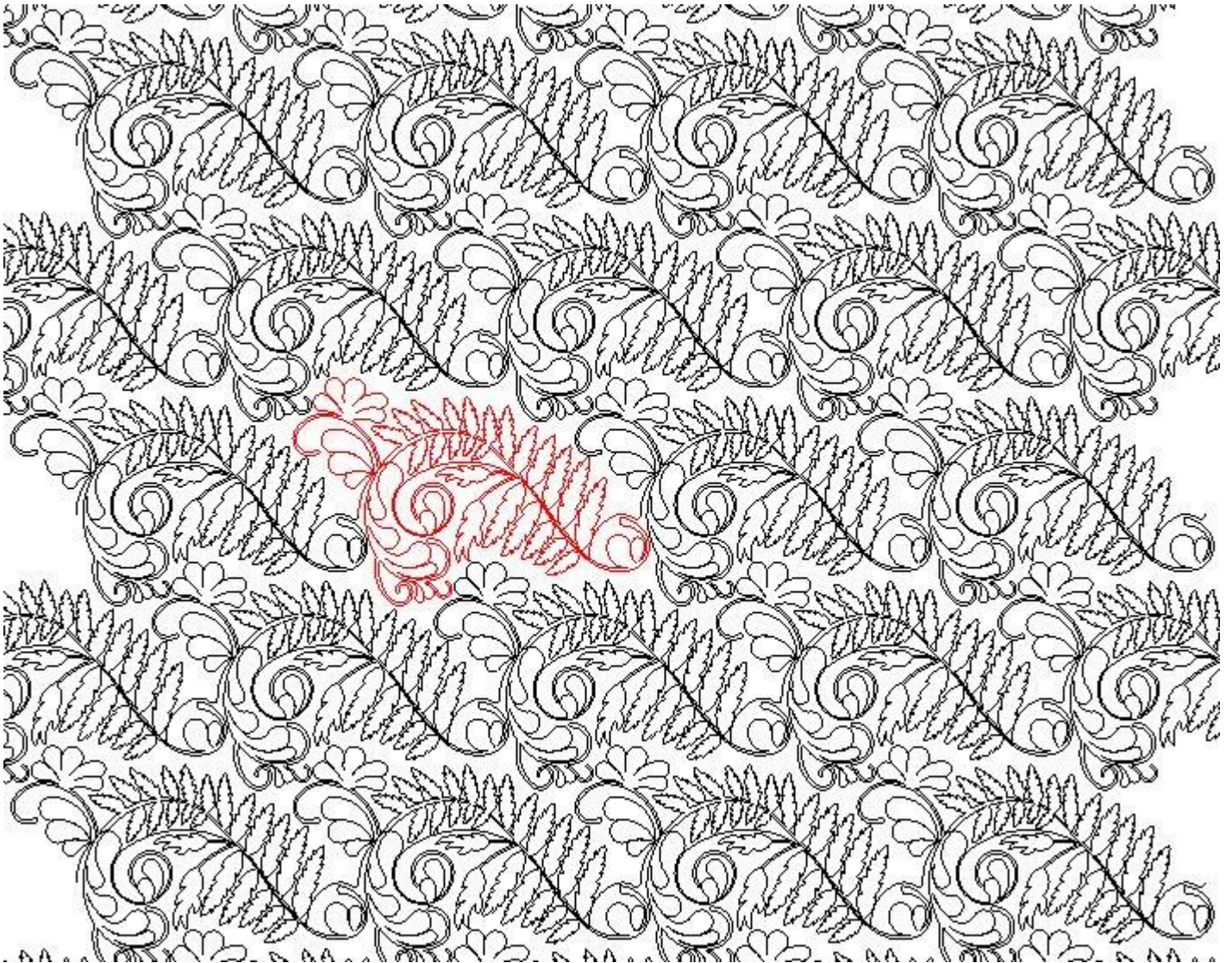


Border and Border Corner Sets




More Border and Border Corner Sets

Amish Fern Pant 001 Alt




The red indicates one repeat of the pattern.

Fab Feather Pano 001




The red indicates one repeat of the pattern.

Spanish Wave Pano 001




The red indicates one repeat of the pattern.

Maze Pano 001 (very modern)




The red indicates one repeat of
the pattern.

Maze Pano 002 (very modern)



The red indicates one repeat of
the pattern.

Maze Pano 003 (very modern)



The red indicates one repeat of
the pattern.

Pattern Type	Size	Name of Existing Pattern for Modification	Name to be included in pattern	Attach good photos of quilt and blocks	Style you're going for. Other patterns you're using in the quilt, etc.
Block #1					
Block #2					
Block #3					
Border & Border Corner #1					
Border & Border Corner #2					
Border & Border Corner #3					
Triangle-Equilateral (all sides equal and all angles are 60 degrees)					
Triangle-Isosceles (two equal sides and two equal angles)					
Triangle-Scalene (no equal sides & no equal angles)					
Sash					
Point-to-Point					
Edge-to-Edge—Directional					
Edge-to-edge-Non Directional					
Edge-to-Edge-Interlocking					
Edge-to-Edge-Squared					

Important things to consider and include with your design request:

When you take photos of the quilt and/or quilt block, the camera should be parallel to the quilt (we need a straight on shot). If we have to draft out the block, it helps a lot to capture correct angles.

If you want an existing pattern modified, we need the exact pattern name. (We cannot modify another designer's pattern, so please don't ask us to do that.)

Style you're going for: If you want celtic, but don't tell us and we make floral, no one will be happy.

If you want a name included in the pattern, you need to double check the spelling before you submit the request. If you find out after the pattern has been designed that you requested the pattern with incorrect spelling, your submission of the correct name spelling goes to the end of the drawing list, causing a delay for you.

If your machine has a short throat, please make sure you tell us the largest amount of the fabric your machine has access to quilt. [PLEASE email your design requests](#) (you can follow up with a phone call, but it helps us to have the email.)

Favorite Longarm Supplies Vendors:

We've had many questions from new longarm quilters about the best places to buy their supplies. So, we thought we'd provide a list of our favorite vendors. This is not an exclusive list....you may already have other vendors who take care of your longarm supply needs...and we're not trying to convert anybody.

Superior Thread: I buy King Tut Thread in the 2000 yard cones, although they have poly thread as well. They sell wholesale only, so you'll need your sales tax certificate to set up an account. They have an amazing selection of thread. They have fabulous customer service and an easy online account set up process. They also ship internationally! <http://www.superiorthreads.com>

Checker Distributing: Wholesale Only.....I have rarely looked in vain for anything quilt related on their site. Shopping for supplies can be addicting! Shipping is charged on large items, but not on items such as pins, needles, thread, books, scissors, or most other notions. They do charge shipping on bolts of fabric, luggage, cutting mats, Ott Lights, etc. <http://www.checkerdist.com>

SouthStar Supply Company: They have scissors, snips & holsters, bobbins, pattern making supplies, rotary cutters, mats, knives, sharpeners, notions, needles, pins, ergonomics, safety, & handling supplies, steamers, machine oil, spot lifters, silicone.....and they are very nice people to work with. <http://www.southstarsupply.com>

Quilter's Dream Batting: I have pretty much stopped purchasing rolls of batting. I find it easier to maintain an accurate inventory of batting, and it stores well. Unlike some packaged batting, I don't find that the QD batting is distorted, and so it doesn't require a trip through my dryer before I can use it. Some of my best friends who also have longarm quilting businesses stock packaged batting as well as batting on a roll. We agree that these people are easy to work with! <http://www.quiltersdreambatting.com>

Quilted Memories: This Hobbs Batting distributor is only a quick phone call away. She ships UPS or Fed Ex. UPS costs a bit more, but since they'll put my packages inside my garage rather than leaving it out on my front porch, I don't mind that extra cost. This lady (Lyn Heilman) makes it happen! When I find myself in a batting crunch, she's there for me! Just gotta love that! (Plus she provided all the classroom batting for the SUGAR 2010 Conference this past summer). <http://www.quiltedmemoriesllc.com>

Virginia Longarm: I buy the dress bag and the 3-sided zipper totes to deliver my quilts to customer. They bring their next quilt to me in their bag. When I arrive at our guild meetings, laden with my purple bags, people say it looks like Christmas. Their quilts stay clean and it adds a little extra class and professionalism to my business. <http://www.virginialongarm.com> or call 804-708-0741.