

Club Notes:



April 2014

The newsletter this month is pretty abbreviated but there are 155 patterns in this batch: Our bags are packed and we're on our way to Machine Quilters' Showcase (MQS in Wichita, KS) We get home on Sunday, April 6th. On Monday, we both have appointments to get our hair cut, we have to get our laundry done and repack. We leave on Tuesday, April 8th for MQX in New Hampshire!

We are hoping that this trade show road traveling will be less arduous than the October trip to MQX West in Portland, OR.

If you plan to attend either of these trade shows, stop by our booth and say hello!
Kim and Janet



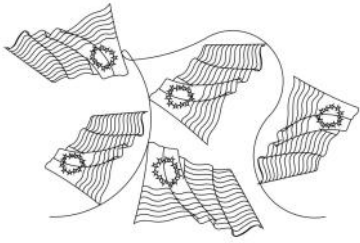
On another note, I just checked my Take to MQS Trip list, and noticed that Kim (the NON-LIST-MAKER) has penciled in, "Harvey and Lola".

Both dogs work with us every day, and according to our families, they go into deep depression when we leave without them. It would be great if we could take them with us....maybe we could make them little "service dog" vests to wear. They would help keep Kim and I sane during the traveling!




The Pearl Queen contains 155 patterns, including 37 panos, a retail value of \$1735.

Panos



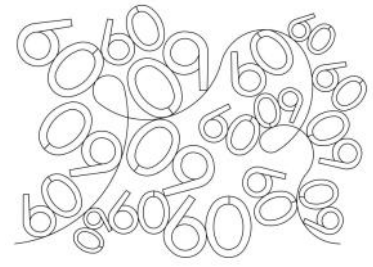
Pattern: 13 colony pano 001

Archive: Pearl Queen



Pattern: 3 pano 001

Archive: Pearl Queen




Pattern: 60 pano 001

Archive: Pearl Queen




Pattern: brittany pano 001

Archive: Pearl Queen




Pattern: carson alt pano 001

Archive: Pearl Queen




Pattern: dream tangle pano 001

Archive: Pearl Queen




Pattern: dream tangle pano 002

Archive: Pearl Queen



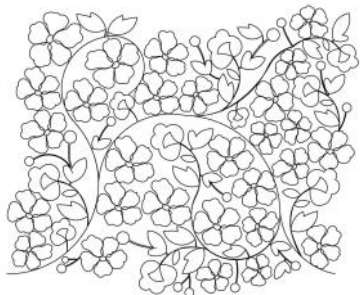
Pattern: dream tangle pano 003

Archive: Pearl Queen




Pattern: flower garden pano 006

Archive: Pearl Queen




Pattern: flower garden pano 007

Archive: Pearl Queen



Pattern: foras pano 001


Archive: Pearl Queen



Pattern: gina flower swirl pano 001

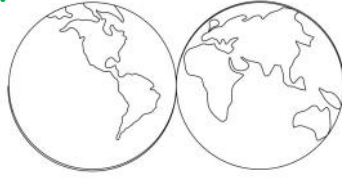
Archive: Pearl Queen

Panos Cont.



Pattern: ginas asian pano 001

Archive: Pearl Queen




Pattern: globe pano 001

Archive: Pearl Queen



Pattern: go bills pano 001

Archive: Pearl Queen



Pattern: go bruins pano 001

Archive: Pearl Queen



Pattern: go trojans pano 001

Archive: Pearl Queen




Pattern: hawkeyes pano 003

Archive: Pearl Queen




Pattern: honesty pano 001

Archive: Pearl Queen



Pattern: husky dog face pano 001

Archive: Pearl Queen




Pattern: jane peacock pano 001

Archive: Pearl Queen




Pattern: jonah pano 001

Archive: Pearl Queen



Pattern: kappa pano 001

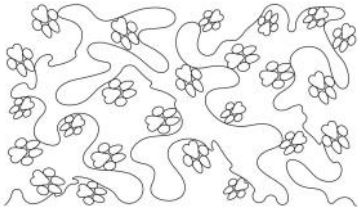
Archive: Pearl Queen



Pattern: kellen pano 001

Archive: Pearl Queen

Panos Con't.



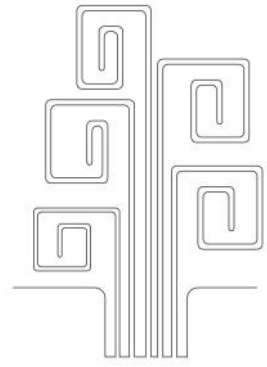
Pattern: kitty paws overlay sq

Archive: Pearl Queen



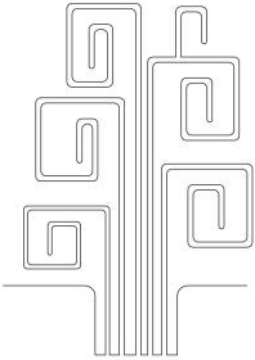
Pattern: laura kellen pano 001

Archive: Pearl Queen




Pattern: little tweet pano 001

Archive: Pearl Queen




Pattern: little tweet pano 002

Archive: Pearl Queen



Pattern: little tweet pano 003

Archive: Pearl Queen



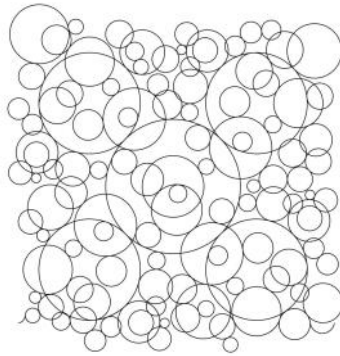
Pattern: little tweet pano 004

Archive: Pearl Queen




Pattern: magnolia pano 001

Archive: Pearl Queen




Pattern: marilyns bubble pano 001

Archive: Pearl Queen




Pattern: mason pano 001

Archive: Pearl Queen




Pattern: ricky pano 001

Archive: Pearl Queen




Pattern: safari pano 004

Archive: Pearl Queen



Pattern: superhero words pano 001

Archive: Pearl Queen




Panos Con't.

Pattern: vballs and bballs pano 001

Archive: Pearl Queen

Longarm Tip of the Month



On many longarm quilting machine bobbin cases, there is a bobbin thread tension spring. This is where you tighten or loosen the screw to adjust the bobbin thread tension.

Periodically, run a fine pin under this spring to scrape off any gunk, lint, etc which accumulates. It is hard to see that there is anything at all accumulated there, but the pin will remove it.

Why? This build up can result in the bobbin thread popping out from under the bobbin thread tension spring, resulting in massive railroad tracks on your quilt top. It can also just lead to inconsistent bobbin thread tension.





Meet Your New

Best Friend!

Created by Sweet Dreams Quilt Studio,
Quilter's LightBox® software was designed to easily:


- Import photos of your quilt and/or quilt blocks.
 - Import photos of quilt block pattern pictures.
 - Preview quilting patterns superimposed over the quilt photos.
 - Enlarge, reduce, copy, rotate, increase or decrease line widths, and adjust thread colors.
 - Print pictures of the quilt/block with the patterns, and a list of the quilting pattern pictures used.
 - Create a .zip file with all of the pictures for ease in emailing to quilt customers.
- **AND NOW has a freehand feature, for those times when you want to doodle on your own!**

The software includes over 9000 quilting pattern pictures and free monthly updates for quilting pattern pictures. The software is available for purchase online with immediate download, and also comes with a backup version on the DVD, along with the library of pattern pictures, delivered via USPS Priority Mail. DVD is shipped within 1 business day of order date. **Don't forget to download your free pattern pictures updates!!**

<http://www.quilterslightbox.com>

Patterns for Judy Niemeyer's Japanese Fan Quilt

The pattern used in the solid alternate block is not one of these
new patterns




Patterns for Judy Niemeyer's Desert



Now Here: The Mediterranean Garden Raw Edge Applique Set

This set contains 12 block patterns, a corner stone pattern. Sash pattern, border pattern, and border corner pattern.

Use these patterns to quilt your customer quilts or use them to make a whole cloth quilt!



Pattern Type	Size	Name of Existing Pattern for Modification	Name to be included in pattern	Attach good photos of quilt and blocks	Style you're going for. Other patterns you're using in the quilt, etc.
Block #1					
Block #2					
Block #3					
Border & Border Corner #1					
Border & Border Corner #2					
Border & Border Corner #3					
Triangle-Equilateral (all sides equal and all angles are 60 degrees)					
Triangle-Isosceles (two equal sides and two equal angles)					
Triangle-Scalene (no equal sides & no equal angles)					
Sash					
Point-to-Point					
Edge-to-Edge—Directional					
Edge-to-edge-Non Directional					
Edge-to-Edge-Interlocking					
Edge-to-Edge-Squared					

Important things to consider and include with your design request:

When you take photos of the quilt and/or quilt block, the camera should be parallel to the quilt (we need a straight on shot). If we have to draft out the block, it helps a lot to capture correct angles.

If you want an existing pattern modified, we need the exact pattern name. (We cannot modify another designer's pattern, so please don't ask us to do that.)

Style you're going for: If you want celtic, but don't tell us and we make floral, no one will be happy.

If you want a name included in the pattern, you need to double check the spelling before you submit the request. If you find out after the pattern has been designed that you requested the pattern with incorrect spelling, your submission of the correct name spelling goes to the end of the drawing list, causing a delay for you.

If your machine has a short throat, please make sure you tell us the largest amount of the fabric your machine has access to quilt. [PLEASE email your design requests](#) (you can follow up with a phone call, but it helps us to have the email.)

Favorite Longarm Supplies Vendors:

We've had many questions from new longarm quilters about the best places to buy their supplies. So, we thought we'd provide a list of our favorite vendors. This is not an exclusive list...you may already have other vendors who take care of your longarm supply needs...and we're not trying to convert anybody.

Superior Thread: I buy King Tut Thread in the 2000 yard cones, although they have poly thread as well. They sell wholesale only, so you'll need your sales tax certificate to set up an account. They have an amazing selection of thread. They have fabulous customer service and an easy online account set up process. They also ship internationally! <http://www.superiorthreads.com>

Checker Distributing: Wholesale Only.....I have rarely looked in vain for anything quilt related on their site. Shopping for supplies can be addicting! Shipping is charged on large items, but not on items such as pins, needles, thread, books, scissors, or most other notions. They do charge shipping on bolts of fabric, luggage, cutting mats, Ott Lights, etc. <http://www.checkerdist.com>

SouthStar Supply Company: They have scissors, snips & holsters, bobbins, pattern making supplies, rotary cutters, mats, knives, sharpeners, notions, needles, pins, ergonomics, safety, & handling supplies, steamers, machine oil, spot lifters, silicone.....and they are very nice people to work with. <http://www.southstarsupply.com>

Quilter's Dream Batting: I have pretty much stopped purchasing rolls of batting. I find it easier to maintain an accurate inventory of batting, and it stores well. Unlike some packaged batting, I don't find that the QD batting is distorted, and so it doesn't require a trip through my dryer before I can use it. Some of my best friends who also have longarm quilting businesses stock packaged batting as well as batting on a roll. We agree that these people are easy to work with! <http://www.quiltersdreambatting.com>

Quilted Memories: This Hobbs Batting distributor is only a quick phone call away. She ships UPS or Fed Ex. UPS costs a bit more, but since they'll put my packages inside my garage rather than leaving it out on my front porch, I don't mind that extra cost. This lady (Lyn Heilman) makes it happen! When I find myself in a batting crunch, she's there for me! Just gotta love that! (Plus she provided all the classroom batting for the SUGAR 2010 Conference this past summer). <http://www.quiltedmemoriesllc.com>

Virginia Longarm: I buy the dress bag and the 3-sided zipper totes to deliver my quilts to customer. They bring their next quilt to me in their bag. When I arrive at our guild meetings, laden with my purple bags, people say it looks like Christmas. Their quilts stay clean and it adds a little extra class and professionalism to my business. <http://www.virginialongarm.com> or call 804-708-0741.