



# Club Notes:

Quartz  
**Q** APRIL 2015



Greetings!

Kim and I have indulged ourselves in outdoor decorating....found an online web site source for mailbox covers and garden flags which has extremely reasonable prices. (discountdecorativeflags.com).

Harvey and Lola aren't so interested in visually appreciating the outdoors this spring, but they are certainly interested in checking all of their p-mail! :)


So, stock up on antihistamines and go outside to appreciate the sights, sounds, and smells of spring! The quilts will still be there waiting for you when you return!

—Kim and Janet




**The Quartz April 2015 Archive contains 141 patterns, including 50 panos, a retail value of \$1660.**


# Panos




**Pattern: 2015 pano**  
Archive: Quartz April 2015



**Pattern: alpaca pano 001**  
Archive: Quartz April 2015




**Pattern: alphasigmaphi pano 002**  
Archive: Quartz April 2015




**Pattern: amanda pano 003**  
Archive: Quartz April 2015



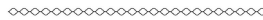
**Pattern: amish fern pano sq 001**  
Archive: Quartz April 2015




**Pattern: baby bear 002**  
Archive: Quartz April 2015




**Pattern: barn quilt pano 001**  
Archive: Quartz April 2015




**Pattern: bonnie brocade**  
Archive: Quartz April 2015




**Pattern: brady train pano 001**  
Archive: Quartz April 2015



**Pattern: bubble stars everywhere 001**  
Archive: Quartz April 2015



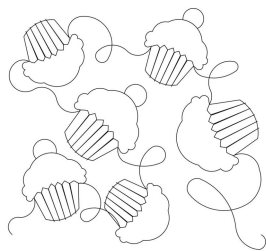
**Pattern: bunny wagon pano 001**  
Archive: Quartz April 2015



**Pattern: castle pano 001**  
Archive: Quartz April 2015



# Panos



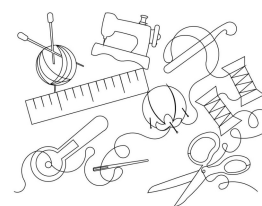
**Pattern: cherry on top pano 001**

Archive: Quartz April 2015



**Pattern: crafters pano 001**

Archive: Quartz April 2015




**Pattern: crafters pano 002**

Archive: Quartz April 2015




**Pattern: curved flying geese pano**

Archive: Quartz April 2015




**Pattern: dizzy flower pano 002**

Archive: Quartz April 2015



**Pattern: erik guitar pano**

Archive: Quartz April 2015




**Pattern: fleur vine pano 001**

Archive: Quartz April 2015



**Pattern: fleur vine pano 002**

Archive: Quartz April 2015




**Pattern: fleur vine pano 003**

Archive: Quartz April 2015




**Pattern: floppy poppy pano 001**

Archive: Quartz April 2015



**Pattern: flower pano 011**


Archive: Quartz April 2015




**Pattern: football steve pano 001**

Archive: Quartz April 2015


# Panos




**Pattern: go buckeyes pano 001**  
Archive: Quartz April 2015




**Pattern: guitar pano 003 elvis**  
Archive: Quartz April 2015




**Pattern: gwen pano 001**  
Archive: Quartz April 2015




**Pattern: honey pano 002**  
Archive: Quartz April 2015




**Pattern: jady n pano 001**  
Archive: Quartz April 2015



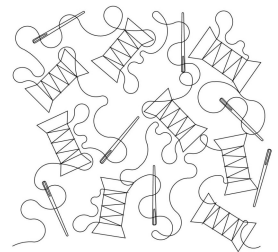
**Pattern: jake pano 002**  
Archive: Quartz April 2015



**Pattern: megaphone pano 001**  
Archive: Quartz April 2015



**Pattern: miles biplane pano**  
Archive: Quartz April 2015



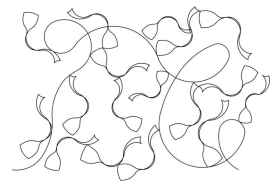
**Pattern: needle spool pano 001**  
Archive: Quartz April 2015



**Pattern: on point pano 002**  
Archive: Quartz April 2015



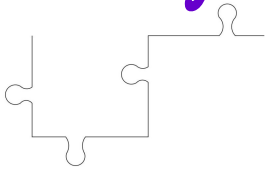
**Pattern: peacock feather pano 007**  
Archive: Quartz April 2015



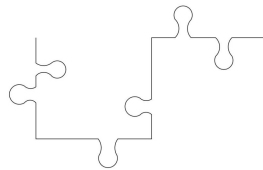
**Pattern: playing with kisses 001**  
Archive: Quartz April 2015




# Panos



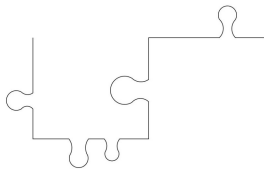
**Pattern: puzzle pano c 001**  
 Archive: Quartz April 2015



**Pattern: puzzle pano c 002**  
 Archive: Quartz April 2015



**Pattern: puzzle pano c 003**  
 Archive: Quartz April 2015




**Pattern: puzzle pano c 004**  
 Archive: Quartz April 2015




**Pattern: rock grass pano 001**  
 Archive: Quartz April 2015




**Pattern: ross alanna pano**  
 Archive: Quartz April 2015




**Pattern: ruths pano 001**  
 Archive: Quartz April 2015



**Pattern: sq swirl pano 001**  
 Archive: Quartz April 2015




**Pattern: torch keystone pano 001**  
 Archive: Quartz April 2015



**Pattern: toy car pano 001**  
 Archive: Quartz April 2015




**Pattern: volleyball pano 004**  
 Archive: Quartz April 2015



**Pattern: wesleyan pano 001**  
 Archive: Quartz April 2015



Pattern: wilcox boots and lasso pano  
Archive: Quartz April 2015



Pattern: zta crown pano 002  
Archive: Quartz April 2015

Panos

## Longarm Tip of the Month

**Static Electricity is the computer-guided longarm quilter's worst enemy!** Even now as Daffodils and crocus are valiantly blooming, and the Bradford pear trees are turning white, the humidity levels in your studio are likely too low to prevent static electricity from being a problem. I spoke with one of our customers over this past weekend who zapped her machine with static. It fried her computer and her controller. Now she's fighting with her insurance company because she has to replace the computer and monitor, and the controller. She's already getting behind on her quilting.



What's even worse? ***This is the 2nd time she has had this happen!*** She called me in despair! I think she wanted a shoulder to cry upon, but was also looking for help with preventing it from happening again. The solution is pretty easy: Buy a cool mist humidifier, keep it filled and turned on using a low setting. The moisture is also good for your cotton thread. Dry thread breaks more easily, too. I have one of these humidifiers in each quilt room. In the summer, I don't necessarily want my entire house to be humidified, but I do still want it in with my Statlers.



# Meet Your New Best Friend!

Created by Sweet Dreams  
Quilt Studio,  
Quilter's LightBox® software  
was designed to easily:

50% off

\$64.00 Limited  
Time Offer


- Import photos of your quilt and/or quilt blocks.
  - Import photos of quilt block pattern pictures.
  - Preview quilting patterns superimposed over the quilt photos.
  - Enlarge, reduce, copy, rotate, increase or decrease line widths, and adjust thread colors.
  - Print pictures of the quilt/block with the patterns, and a list of the quilting pattern pictures used.
  - Create a .zip file with all of the pictures for ease in emailing to quilt customers.
- **AND NOW has a freehand feature, for those times when you want to doodle on your own!**

The software includes over 9000 quilting pattern pictures and free monthly updates for quilting pattern pictures. The software is available for purchase online with immediate download, and also comes with a backup version on the DVD, along with the library of pattern pictures, delivered via USPS Priority Mail. DVD is shipped within 1 business day of order date. **Don't forget to download your free pattern pictures updates!!**

<http://www.quilterslightbox.com>




# Compass Patterns





# Feathered Star Layout

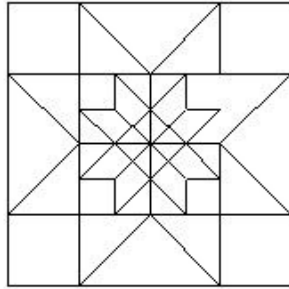





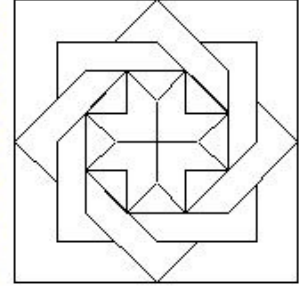
# KC Sampler Patterns




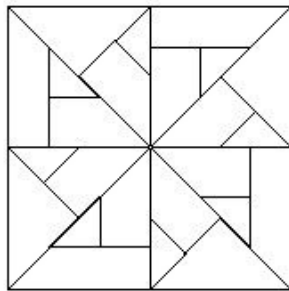
KC Star 28




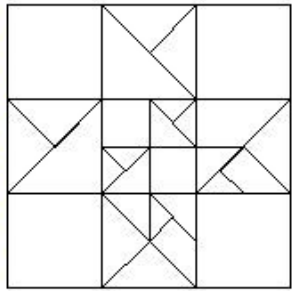
KC Star 30



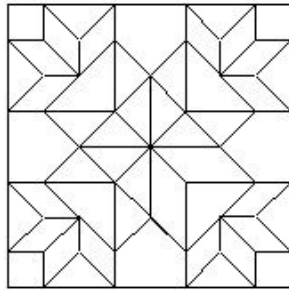
KC Star 29




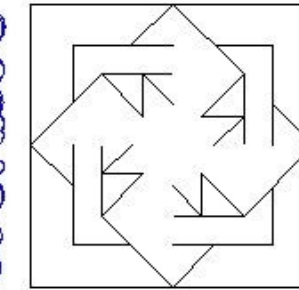
KC Star 31



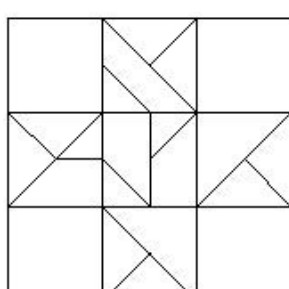
KC Star 32



KC Star 33




KC Star 34





# Libby's Table Topper Patterns






# Libby's Table Topper: Quilted by Lee Robertson from Weston, MO






# Bead Log Cabin Patterns Layout



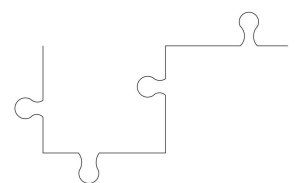
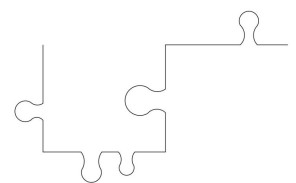

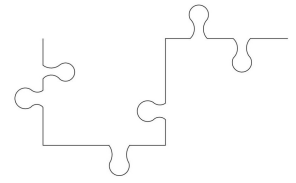



# Black Tie Quilt Layout





Puzzle  
patterns  
concatenated



| Pattern Type   | Size | Name of Existing Pattern for Modification | Name to be included in pattern | Attach good photos of quilt and blocks | Style you're going for. Other patterns you're using in the quilt, etc. |
|--|------|---|--------------------------------|--|--|
| Block #1   |      |   |                                |  |  |
| Block #2   |      |   |                                |  |  |
| Block #3   |      |   |                                |  |  |
| Border & Border Corner #1  |      |   |                                |  |  |
| Border & Border Corner #2  |      |   |                                |  |  |
| Border & Border Corner #3  |      |   |                                |  |  |
| Triangle-Equilateral (all sides equal and all angles are 60 degrees) |      |   |                                |  |  |
| Triangle-Isosceles (two equal sides and two equal angles)            |      |   |                                |  |  |
| Triangle-Scalene (no equal sides & no equal angles)                  |      |   |                                |  |  |
| Sash   |      |   |                                |  |  |
| Point-to-Point   |      |   |                                |  |  |
| Edge-to-Edge—Directional   |      |   |                                |  |  |
| Edge-to-edge-Non Directional   |      |   |                                |  |  |
| Edge-to-Edge-Interlocking  |      |   |                                |  |  |
| Edge-to-Edge-Squared   |      |   |                                |  |  |

**Important things to consider and include with your design request:**

When you take photos of the quilt and/or quilt block, the camera should be parallel to the quilt (we need a straight on shot). If we have to draft out the block, it helps a lot to capture correct angles.

If you want an existing pattern modified, we need the exact pattern name. (We cannot modify another designer's pattern, so please don't ask us to do that.)

Style you're going for: If you want celtic, but don't tell us and we make floral, no one will be happy.

If you want a name included in the pattern, you need to double check the spelling before you submit the request. If you find out after the pattern has been designed that you requested the pattern with incorrect spelling, your submission of the correct name spelling goes to the end of the drawing list, causing a delay for you.

If your machine has a short throat, please make sure you tell us the largest amount of the fabric your machine has access to quilt. [PLEASE email your design requests \(you can follow up with a phone call, but it helps us to have the email.\)](#)

# Favorite Longarm Supplies Vendors:

Updated

We've had many questions from new longarm quilters about the best places to buy their supplies. So, we thought we'd provide a list of our favorite vendors. This is not an exclusive list...you may already have other vendors who take care of your longarm supply needs...and we're not trying to convert anybody.

**Superior Thread:** I buy King Tut Thread in the 2000 yard cones, although they have poly thread as well. They sell wholesale only, so you'll need your sales tax certificate to set up an account. They have an amazing selection of thread. They have fabulous customer service and an easy online account set up process. They also ship internationally! <http://www.superiorthreads.com>

**Checker Distributing:** Wholesale Only.....I have rarely looked in vain for anything quilt related on their site. Shopping for supplies can be addicting! Shipping is charged on large items, but not on items such as pins, needles, thread, books, scissors, or most other notions. They do charge shipping on bolts of fabric, luggage, cutting mats, Ott Lights, etc. (They now carry Quilter's Dream Batting.....but only to customers outside of the United States.) <http://www.checkerdist.com>

**SouthStar Supply Company:** They have scissors, snips & holsters, bobbins, pattern making supplies, rotary cutters, mats, knives, sharpeners, notions, needles, pins, ergonomics, safety, & handling supplies, steamers, machine oil, spot lifters, silicone.....and they are very nice people to work with. <http://www.southstarsupply.com>

**Quilter's Dream Batting:** I have pretty much stopped purchasing rolls of batting. I find it easier to maintain an accurate inventory of batting, and it stores well. Unlike some packaged batting, I don't find that the QD batting is distorted, and so it doesn't require a trip through my dryer before I can use it. Some of my best friends who also have longarm quilting businesses stock packaged batting as well as batting on a roll. We agree that these people are easy to work with! <http://www.quiltersdreambatting.com>

**Virginia Longarm:** I buy the dress bag and the 3-sided zipper totes to deliver my quilts to customer. They bring their next quilt to me in their bag. When I arrive at our guild meetings, laden with my purple bags, people say it looks like Christmas. Their quilts stay clean and it adds a little extra class and professionalism to my business. <http://www.virginalongarm.com> or call 804-708-0741.

**Wingspan Crafts:** These are the people at MQX East who have the pre-shunk cotton batting (Katahdin) and the lovely 80/20 (Acadia). They were very nice to work with. <http://www.wingspancrafts.com>

**Winline Textiles:** These people were at MQS in Wichita. Their batting also feels very nice, has great consistency. They sent me home with two sample batts (a crib size and a twin size). I have used both sample batts and was very, very pleased. Visit them at: <http://www.winline.com>