




Club Notes:



Quartz
AUGUST
2015

It's hard to believe that tomorrow is August 1st already! My much prepared for vacation came and went in a blur, and my youngest daughter has sophomore high school registration next Wednesday! My family made our annual pilgrimage to Oshkosh, WI for the EAA AirVenture airshow. The weather in Oshkosh was about 12 degrees cooler than in Columbia, MO, and so with the exception of the 60mph wind sheers and tornado the first Sunday, we had great weather! I spent a lot of time babysitting Duke, my 94lb grand dog. I spent one day with my friend, Mary Bongers. We made a stop at Primitive Gatherings Quilt Shop in Menasha, WI. I restrained myself, barely, to purchasing only a couple of bundles of hand dyed wool, and Yoko Saito's "Houses, Houses, Houses" book. We had some Statler training, good food, and lots of laughs! Before I left town for vacation, I had quilts from two quilt camp groups, as well as from several guild members come into my studio. I was faced with 38 quilts in house when I returned home....have only gotten 3 done, and 6 more came in yesterday. I think I may have a nervous breakdown....not sure vacations are worth it, but it was great to see Mary!



Kim and Dave took their oldest two grandchildren (Lucee and Aubree) with them for a week at a condo down at the Lake of the Ozarks. She didn't have a back up plan for the 3 days of unseasonably cool temperatures combined with pouring rain. The plan was to hang out in the pool all week. I'll bet she has a rainy day plan if she does that vacation again!

Kim's husband, Dave, had a bicycle accident on the first day of my vacation....broke his left hand. He's left handed. So, Kim got to do all the cooking and dog walking while I was on vacation. We also decided that there is no way we ever want to have both of us take vacation in the same month....waaaay too much stress. Hope all is well with each of you! Happy Quilting! Kim and Janet



The Quartz August 2015 Archive contains 118 patterns, including 48 panos, a retail value of \$1420.00.

Panos



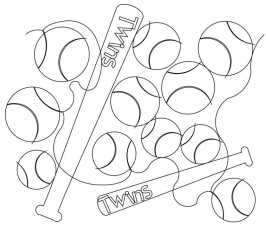
Pattern: baby giraffe pano 001
Archive: Quartz August 2015



Pattern: bakery pano 001
Archive: Quartz August 2015



Pattern: baking pano 001
Archive: Quartz August 2015




Pattern: baseball fun 005 twins
Archive: Quartz August 2015




Pattern: blowing wind pano alt
Archive: Quartz August 2015




Pattern: cayley pano 001
Archive: Quartz August 2015



Pattern: celebration pano 002
Archive: Quartz August 2015



Pattern: cluck meander
Archive: Quartz August 2015



Pattern: crab pano 001
Archive: Quartz August 2015



Pattern: cutter pano 001
Archive: Quartz August 2015




Pattern: desmond pano
Archive: Quartz August 2015




Pattern: dj and mallory pano
Archive: Quartz August 2015



Pattern: dream pano 001
Archive: Quartz August 2015

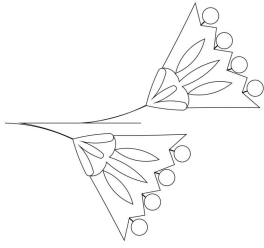


Pattern: dream tangle pano 005
Archive: Quartz August 2015

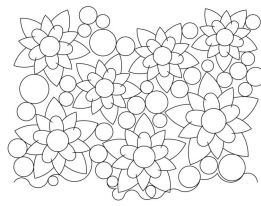


Pattern: dream tangle pano 006
Archive: Quartz August 2015


Panos




Pattern: floral stripe pano 001
Archive: Quartz August 2015




Pattern: flower pano 017.SKF
Archive: Quartz August 2015



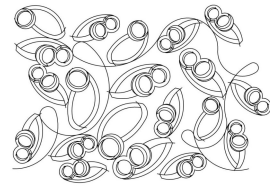
Pattern: flower swoop pano 001
Archive: Quartz August 2015




Pattern: go mustangs
Archive: Quartz August 2015




Pattern: go vikings
Archive: Quartz August 2015



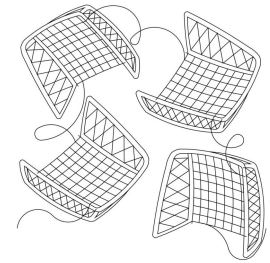
Pattern: goggles pano 001
Archive: Quartz August 2015



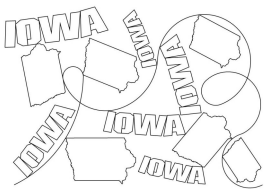
Pattern: goggles pano 002
Archive: Quartz August 2015




Pattern: hipster pano 001
Archive: Quartz August 2015




Pattern: hockey net pano 001
Archive: Quartz August 2015




Pattern: iowa pano 001
Archive: Quartz August 2015




Pattern: japanese peace pano 001
Archive: Quartz August 2015



Pattern: jayme pano 001
Archive: Quartz August 2015



Pattern: kyms pano 002
Archive: Quartz August 2015

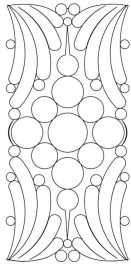


Pattern: laurel pano 001
Archive: Quartz August 2015



Pattern: marianna pano 001
Archive: Quartz August 2015


Panos




Pattern: metro twist pano 001
Archive: Quartz August 2015



Pattern: modern alt pano 010
Archive: Quartz August 2015



Pattern: modern pano 009
Archive: Quartz August 2015



Pattern: peep meander
Archive: Quartz August 2015



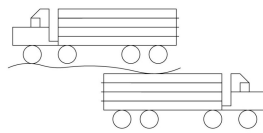
Pattern: pelican pano 001
Archive: Quartz August 2015




Pattern: pirate pano 002
Archive: Quartz August 2015




Pattern: pirate pano 003
Archive: Quartz August 2015




Pattern: semi pano 001
Archive: Quartz August 2015




Pattern: simple train pano 001
Archive: Quartz August 2015




Pattern: sombrero pano 001
Archive: Quartz August 2015



Pattern: sombrero pano 002
Archive: Quartz August 2015




Pattern: sunflower heart pano 001
Archive: Quartz August 2015



Pattern: swoop pano 001
Archive: Quartz August 2015




Pattern: tenn pano 004
Archive: Quartz August 2015




Pattern: turtle flower pano 001
Archive: Quartz August 2015



Pattern: twinkle star pano 001
Archive: Quartz August 2015




Pattern: white oak pano sq
Archive: Quartz August 2015




Pattern: witches hats and dragons
Archive: Quartz August 2015


New Clamshell Patterns Concatenated



Feathered Hearts Whole Cloth Layout



Introducing Custom Color P2P Patterns




4 holly patterns (green and red)

The screenshot above shows the p2p border corner and border in green. I went back and used the same p2p clicking points to place the p2p border and border corner in red. It's not free hand, but it sure adds another dimension to what you can do with your longarm!

Check out the link below to watch Kim demo these patterns.


http://www.sweetdreamsquiltstudio.com/cc_p2p_demo.mp4

Buzz Fan Feather Patterns




Fairmont Patterns


(uses cw sash 002 between blocks...not included)




More DreamTangles!!



Kiev Patterns





And for your Minions



Quilts...

Goggles pano 001

Goggles pano 002





Meet Your New Best Friend!

**Christmas in
July: On sale
for \$60.00!**

**Created by Sweet Dreams Quilt Studio,
Quilter's LightBox® software was designed to easily:**

- Import photos of your quilt and/or quilt blocks.
- Import photos of quilt block pattern pictures.
- Preview quilting patterns superimposed over the quilt photos.
- Enlarge, reduce, copy, rotate, increase or decrease line widths, and adjust thread colors.
- Print pictures of the quilt/block with the patterns, and a list of the quilting pattern pictures used.
- Create a .zip file with all of the pictures for ease in emailing to quilt customers.
- AND NOW has a freehand feature, for those times when you want to doodle on your own!

The software includes over 9000 quilting pattern pictures and free monthly updates for quilting pattern pictures. The software is available for purchase online with immediate download, and also comes with a backup version on the DVD, along with the library of pattern pictures, delivered via USPS Priority Mail. DVD is shipped within 1 business day of order date. **Don't forget to download your free pattern pictures updates!!**

<http://www.quilterslightbox.com>

Pattern Type	Size	Name of Existing Pattern for Modification	Name to be included in pattern	Attach good photos of quilt and blocks	Style you're going for. Other patterns you're using in the quilt, etc.
Block #1					
Block #2					
Block #3					
Border & Border Corner #1					
Border & Border Corner #2					
Border & Border Corner #3					
Triangle-Equilateral (all sides equal and all angles are 60 degrees)					
Triangle-Isosceles (two equal sides and two equal angles)					
Triangle-Scalene (no equal sides & no equal angles)					
Sash					
Point-to-Point					
Edge-to-Edge—Directional					
Edge-to-edge-Non Directional					
Edge-to-Edge-Interlocking					
Edge-to-Edge-Squared					

Important things to consider and include with your design request:

When you take photos of the quilt and/or quilt block, the camera should be parallel to the quilt (we need a straight on shot). If we have to draft out the block, it helps a lot to capture correct angles.

If you want an existing pattern modified, we need the exact pattern name. (We cannot modify another designer's pattern, so please don't ask us to do that.)

Style you're going for: If you want celtic, but don't tell us and we make floral, no one will be happy.

If you want a name included in the pattern, you need to double check the spelling before you submit the request. If you find out after the pattern has been designed that you requested the pattern with incorrect spelling, your submission of the correct name spelling goes to the end of the drawing list, causing a delay for you.

If your machine has a short throat, please make sure you tell us the largest amount of the fabric your machine has access to quilt. [PLEASE email your design requests \(you can follow up with a phone call, but it helps us to have the email.\)](#)

Favorite Longarm Supplies Vendors:

Updated

We've had many questions from new longarm quilters about the best places to buy their supplies. So, we thought we'd provide a list of our favorite vendors. This is not an exclusive list...you may already have other vendors who take care of your longarm supply needs...and we're not trying to convert anybody.

Superior Thread: I buy King Tut Thread in the 2000 yard cones, although they have poly thread as well. They sell wholesale only, so you'll need your sales tax certificate to set up an account. They have an amazing selection of thread. They have fabulous customer service and an easy online account set up process. They also ship internationally! <http://www.superiorthreads.com>

Checker Distributing: Wholesale Only.....I have rarely looked in vain for anything quilt related on their site. Shopping for supplies can be addictive! Shipping is charged on large items, but not on items such as pins, needles, thread, books, scissors, or most other notions. They do charge shipping on bolts of fabric, luggage, cutting mats, Ott Lights, etc. (They now carry Quilter's Dream Batting.....but only to customers outside of the United States.) <http://www.checkerdist.com>

SouthStar Supply Company: They have scissors, snips & holsters, bobbins, pattern making supplies, rotary cutters, mats, knives, sharpeners, notions, needles, pins, ergonomics, safety, & handling supplies, steamers, machine oil, spot lifters, silicone.....and they are very nice people to work with. <http://www.southstarsupply.com>

Quilter's Dream Batting: I have pretty much stopped purchasing rolls of batting. I find it easier to maintain an accurate inventory of batting, and it stores well. Unlike some packaged batting, I don't find that the QD batting is distorted, and so it doesn't require a trip through my dryer before I can use it. Some of my best friends who also have longarm quilting businesses stock packaged batting as well as batting on a roll. We agree that these people are easy to work with! <http://www.quiltersdreambatting.com>

Virginia Longarm: I buy the dress bag and the 3-sided zipper totes to deliver my quilts to customer. They bring their next quilt to me in their bag. When I arrive at our guild meetings, laden with my purple bags, people say it looks like Christmas. Their quilts stay clean and it adds a little extra class and professionalism to my business. <http://www.virginalongarm.com> or call 804-708-0741.

Wingspan Crafts: These are the people at MQX East who have the pre-shunk cotton batting (Katahdin) and the lovely 80/20 (Acadia). They were very nice to work with. <http://www.wingspancrafts.com>

Winline Textiles: These people were at MQS in Wichita. Their batting also feels very nice, has great consistency. They sent me home with two sample batts (a crib size and a twin size). I have used both sample batts and was very, very pleased. Visit them at: <http://www.winline.com>