



Club Notes:



So...looking back, Kim and I did a lot of stuff this past year! We vended at the 2015 SUGAR Conference (Statler Users Group And Representatives) and Kim also taught classes at SUGAR 2015. We designed, cut out, stitched together, quilted and bound a Book Shelf Quilt in 3 days (emergency wedding quilt for a Librarian bride). Kim won Best of Show at the SUGAR quilt show. We dipped our toes into the quilting world's dark side (wool) and seem to have added another fabric obsession (Thank You, Mary Bongers for your assistance with the obsession). Kim's best accomplishment this past year was becoming "YaYa of the Year". YaYA = Grandma! Her grandchildren continue to put a spark into her eyes, even if they also suck the energy out of her body!

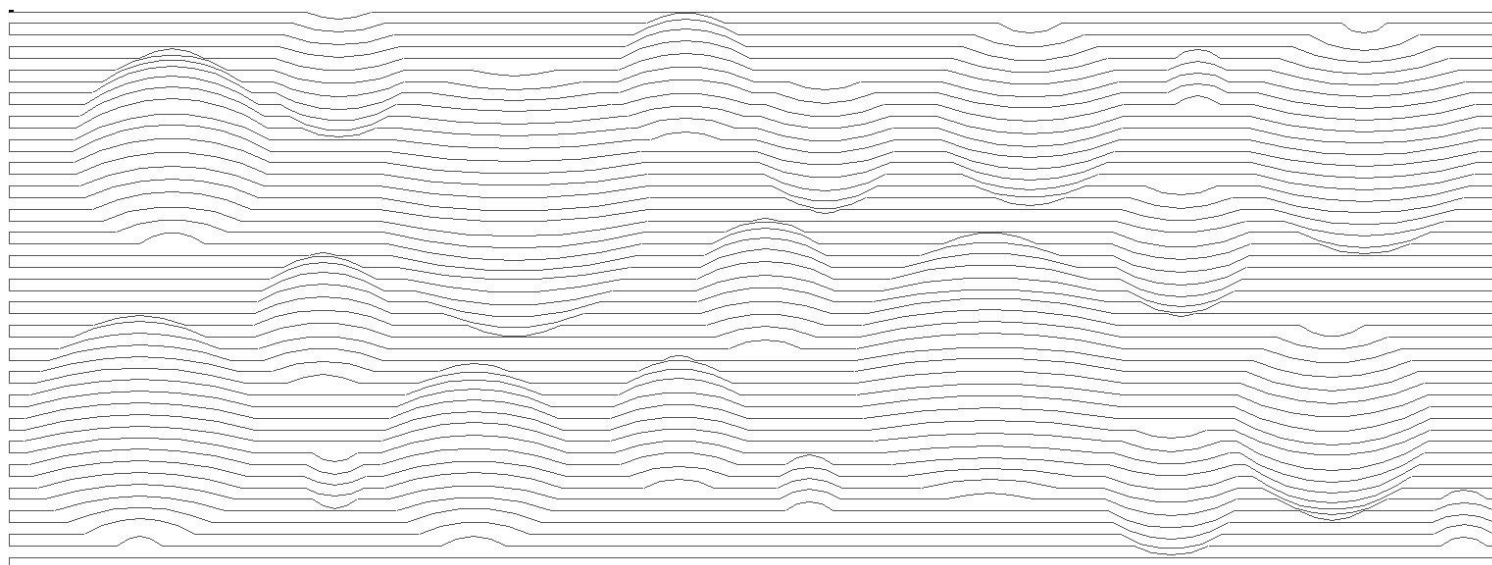
This past year I made a real effort to spend more time with friends and with my Mom. I finished (pieced, quilted, and bound) three of my own quilts, not made for any reason other than I wanted to do it. I was able to do this because my husband and youngest daughter stepped up to the plate and helped out in significant ways with my own quilting business. It has been many years since I've felt like working on my own projects, let alone working on them without feeling guilty. I have rediscovered the joy of quilting....as a hobby.

This coming year, Kim is going to Costa Rica for vacation! Be kind to me while she's gone, please! She is also excited to have been invited to teach in Australia this coming summer....I will NOT be going to Australia! Somebody has to stay home and take care of our customers and the pets (really.....I hate to travel outside the covers of my Kindle).

Kim and I hope all of you can look back at 2015 and find more successes than disappointments among the memories. Looking forward to possibilities in 2016, I hope you find life exciting, productive, and joyful!

Happy New Year from Kim and Janet

This is the 3 D Bump pattern, which comes in three sizes. I am seriously considering using this to stitch out a whole cloth just to enjoy the 3D effects! It doesn't get much more modern than 3 D (and you don't even need special glasses).

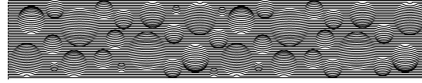


**The Quartz January 2016 Archive contains 120 patterns,
including 56 panos, a retail value of \$1480.00.**

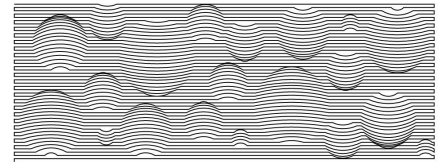
Panos




Pattern: 3d bump pano large
Archive: Quartz January 2016




Pattern: 3d bump pano medium
Archive: Quartz January 2016



Pattern: 3d bump pano small
Archive: Quartz January 2016



Pattern: african life pano 001
Archive: Quartz January 2016




Pattern: african life pano 002
Archive: Quartz January 2016




Pattern: african life pano 003
Archive: Quartz January 2016



Pattern: african life pano 004
Archive: Quartz January 2016




Pattern: airforce meandering 001
Archive: Quartz January 2016



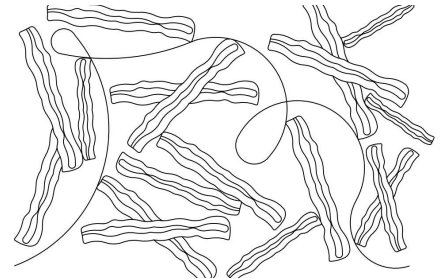
Pattern: all american pano 001
Archive: Quartz January 2016



Pattern: alpha phi pano 001
Archive: Quartz January 2016



Pattern: baby sun pano 001
Archive: Quartz January 2016




Pattern: bacon pano 002
Archive: Quartz January 2016



Pattern: barnabas owl pano 002
Archive: Quartz January 2016



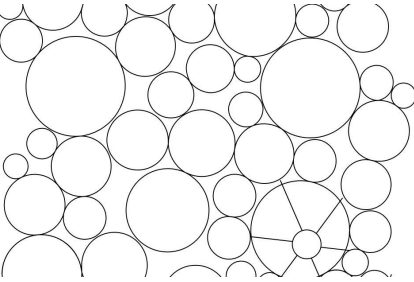














Pattern: blue fish pano 001
Archive: Quartz January 2016




Pattern: blue fish pano 002
Archive: Quartz January 2016

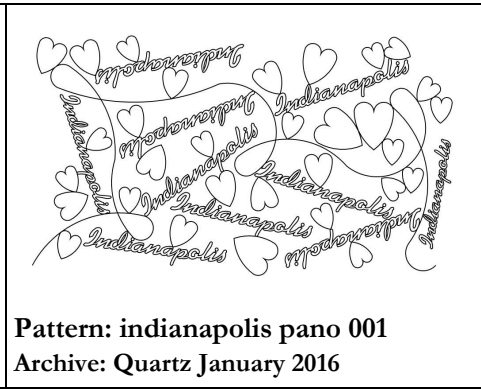
Panos

 <p>Pattern: bubbles everywhere 002 a Archive: Quartz January 2016</p>	 <p>Pattern: bubbles everywhere 002 b Archive: Quartz January 2016</p>	 <p>Pattern: bubbles everywhere 002 c Archive: Quartz January 2016</p>
 <p>Pattern: bug eye guy pano 001 Archive: Quartz January 2016</p>	 <p>Pattern: daisy vine pano 002 Archive: Quartz January 2016</p>	 <p>Pattern: dd feather pano 001 Archive: Quartz January 2016</p>
 <p>Pattern: flower magic pano 012 Archive: Quartz January 2016</p>	 <p>Pattern: gloves and bballs pano 001 Archive: Quartz January 2016</p>	 <p>Pattern: gloves and bballs pano 002 Archive: Quartz January 2016</p>
 <p>Pattern: go nats Archive: Quartz January 2016</p>	 <p>Pattern: go spurs pano 001 Archive: Quartz January 2016</p>	 <p>Pattern: greek pano 001 Archive: Quartz January 2016</p>
 <p>Pattern: helicopter pano 001 Archive: Quartz January 2016</p>	 <p>Pattern: high top pano 001 Archive: Quartz January 2016</p>	 <p>Pattern: horrible pano 001 Archive: Quartz January 2016</p>


Panos



Pattern: horse pano 004
Archive: Quartz January 2016




Pattern: indianapolis pano 001
Archive: Quartz January 2016



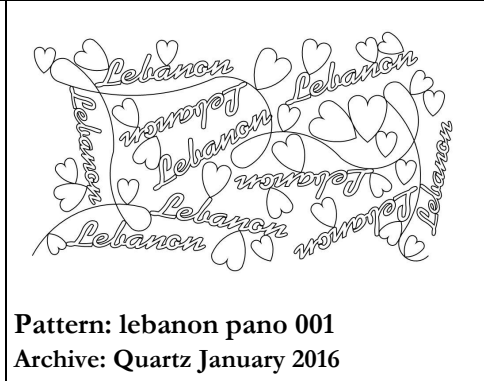
Pattern: jayhawks pano 002
Archive: Quartz January 2016




Pattern: km brand pano 001
Archive: Quartz January 2016




Pattern: larned indians pano
Archive: Quartz January 2016




Pattern: lebanon pano 001
Archive: Quartz January 2016




Pattern: lilyan pano 001
Archive: Quartz January 2016




Pattern: macKenzie pano 002
Archive: Quartz January 2016




Pattern: marathon pano 007
Archive: Quartz January 2016



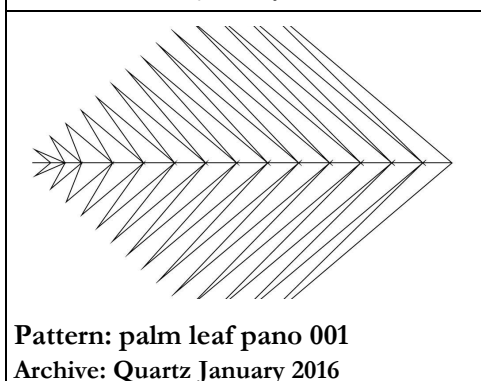
Pattern: mckenna pano 001
Archive: Quartz January 2016




Pattern: o pano 002
Archive: Quartz January 2016




Pattern: oval cobblestone pano 001
Archive: Quartz January 2016







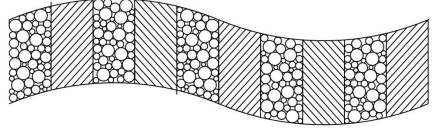
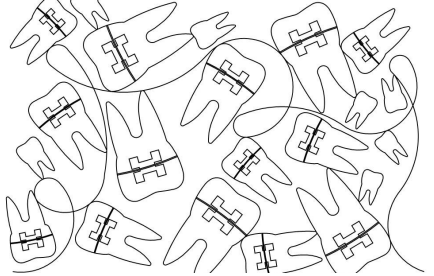






Pattern: palm leaf pano 001
Archive: Quartz January 2016



Pattern: parachute pano 001
Archive: Quartz January 2016






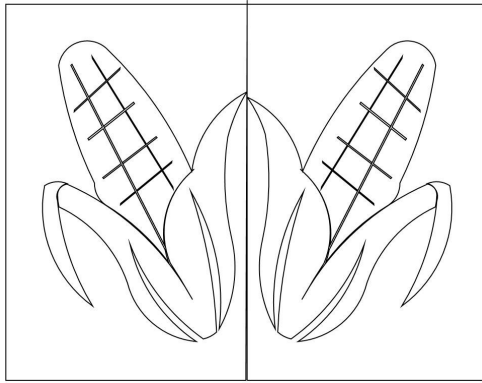
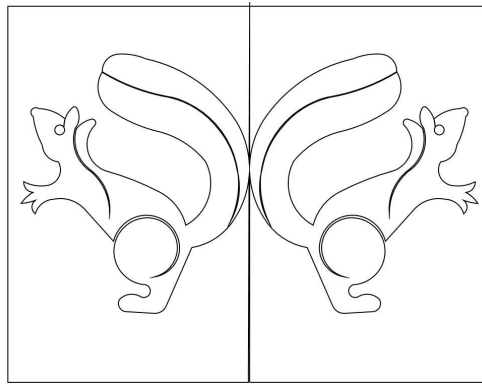
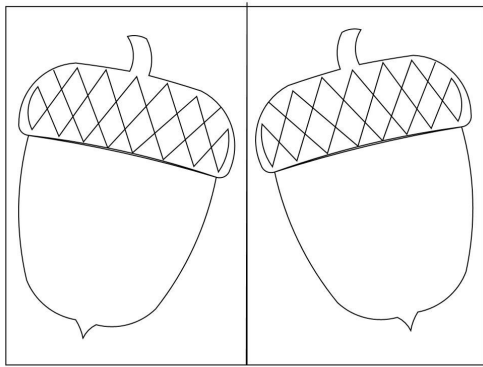
Pattern: sara flower pano 001
Archive: Quartz January 2016

 <p>Pattern: sea otter pano 001 Archive: Quartz January 2016</p>	 <p>Pattern: softball amber 2015 Archive: Quartz January 2016</p>	 <p>Pattern: sophia pano 001 Archive: Quartz January 2016</p>
 <p>Pattern: st john pano 001 Archive: Quartz January 2016</p>	 <p>Pattern: swooping pano 001 Archive: Quartz January 2016</p>	 <p>Pattern: tooth pano 002 Archive: Quartz January 2016</p>
 <p>Pattern: vivian pano 001 Archive: Quartz January 2016</p>	 <p>Pattern: water sport pano 001 Archive: Quartz January 2016</p>	 <p>Pattern: whale anchor pano 001 Archive: Quartz January 2016</p>
 <p>Pattern: whiskey barrel pano 001 Archive: Quartz January 2016</p>	 <p>Pattern: wildcat paw pano 001 Archive: Quartz January 2016</p>	

Longarm Tip of the Month:

If the temperatures in your area are dropping to near or below freezing, it's time to drag out your cool mist humidifiers and put some moisture back into your quilt studio. Why? Static electricity is the mortal enemy of your computer-guided longarm! Moisture helps! It also helps keep your thread from getting fragile!


More Needle Keeps



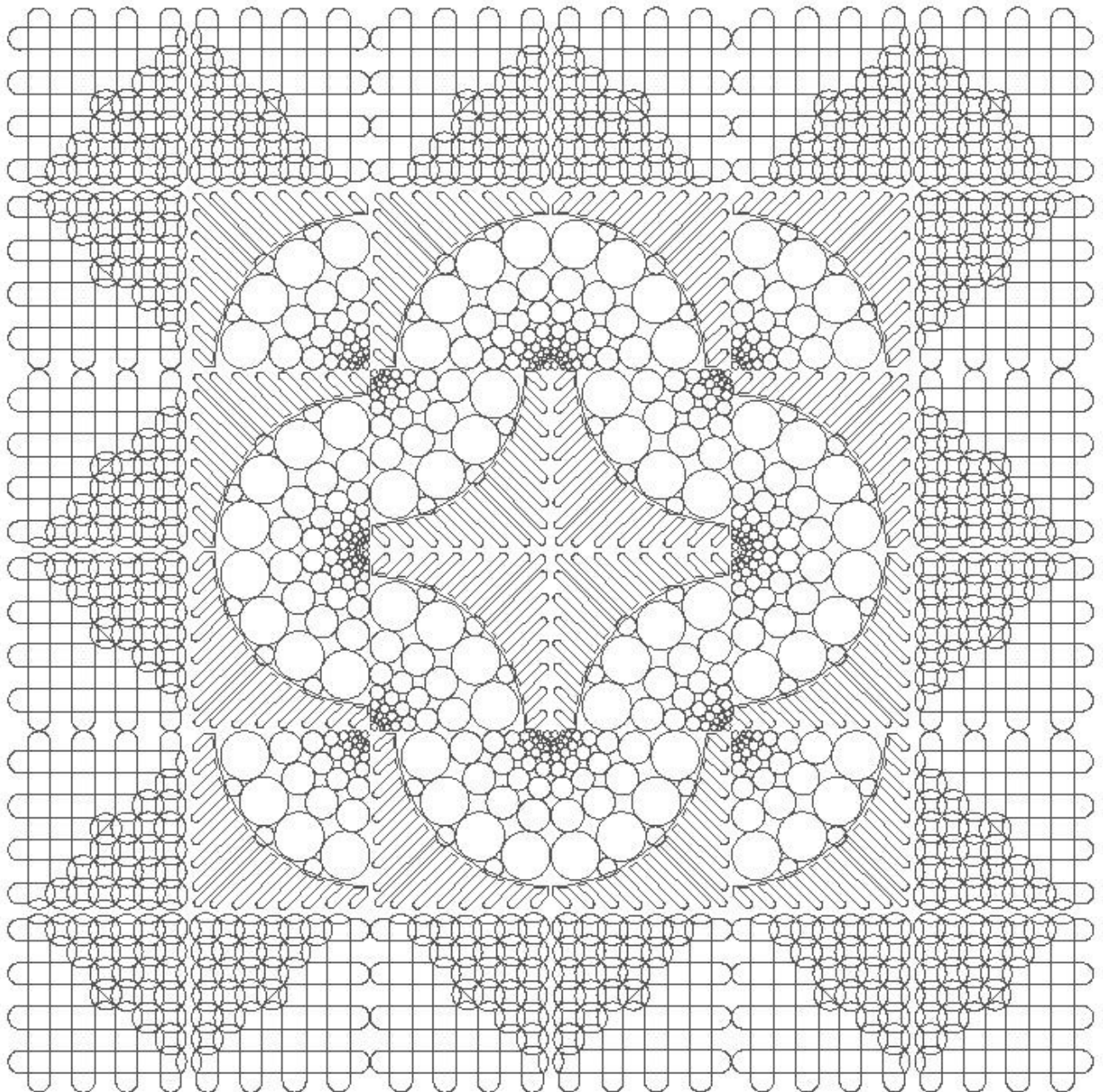
Daisy Patterns




Harmony Designs



Modern Log Cabin Patterns



Modern Palm Leaf Pano





Meet Your New Best Friend!

**Back to School
means more time
to quilt! \$60.00!**

**Created by Sweet Dreams Quilt Studio,
Quilter's LightBox[®] software was designed to easily:**

- Import photos of your quilt and/or quilt blocks.
- Import photos of quilt block pattern pictures.
- Preview quilting patterns superimposed over the quilt photos.
- Enlarge, reduce, copy, rotate, increase or decrease line widths, and adjust thread colors.
- Print pictures of the quilt/block with the patterns, and a list of the quilting pattern pictures used.
- Create a .zip file with all of the pictures for ease in emailing to quilt customers.
- AND NOW has a freehand feature, for those times when you want to doodle on your own!

The software includes over 9000 quilting pattern pictures and free monthly updates for quilting pattern pictures. The software is available for purchase online with immediate download, and also comes with a backup version on the DVD, along with the library of pattern pictures, delivered via USPS Priority Mail. DVD is shipped within 1 business day of order date. **Don't forget to download your free pattern pictures updates!!**

<http://www.quilterslightbox.com>

Pattern Type	Size	Name of Existing Pattern for Modification	Name to be included in pattern	Attach good photos of quilt and blocks	Style you're going for. Other patterns you're using in the quilt, etc.
Block #1					
Block #2					
Block #3					
Border & Border Corner #1					
Border & Border Corner #2					
Border & Border Corner #3					
Triangle-Equilateral (all sides equal and all angles are 60 degrees)					
Triangle-Isosceles (two equal sides and two equal angles)					
Triangle-Scalene (no equal sides & no equal angles)					
Sash					
Point-to-Point					
Edge-to-Edge—Directional					
Edge-to-edge-Non Directional					
Edge-to-Edge-Interlocking					
Edge-to-Edge-Squared					

Important things to consider and include with your design request:

When you take photos of the quilt and/or quilt block, the camera should be parallel to the quilt (we need a straight on shot). If we have to draft out the block, it helps a lot to capture correct angles.

If you want an existing pattern modified, we need the exact pattern name. (We cannot modify another designer's pattern, so please don't ask us to do that.)

Style you're going for: If you want celtic, but don't tell us and we make floral, no one will be happy.

If you want a name included in the pattern, you need to double check the spelling before you submit the request. If you find out after the pattern has been designed that you requested the pattern with incorrect spelling, your submission of the correct name spelling goes to the end of the drawing list, causing a delay for you.

If your machine has a short throat, please make sure you tell us the largest amount of the fabric your machine has access to quilt. [PLEASE email your design requests \(you can follow up with a phone call, but it helps us to have the email.\)](#)

Favorite Longarm Supplies Vendors:

Updated

We've had many questions from new longarm quilters about the best places to buy their supplies. So, we thought we'd provide a list of our favorite vendors. This is not an exclusive list...you may already have other vendors who take care of your longarm supply needs...and we're not trying to convert anybody.

Superior Thread: I buy King Tut Thread in the 2000 yard cones, although they have poly thread as well. They sell wholesale only, so you'll need your sales tax certificate to set up an account. They have an amazing selection of thread. They have fabulous customer service and an easy online account set up process. They also ship internationally! <http://www.superiorthreads.com>

Checker Distributing: Wholesale Only.....I have rarely looked in vain for anything quilt related on their site. Shopping for supplies can be addicting! Shipping is charged on large items, but not on items such as pins, needles, thread, books, scissors, or most other notions. They do charge shipping on bolts of fabric, luggage, cutting mats, Ott Lights, etc. (They now carry Quilter's Dream Batting.....but only to customers outside of the United States.) <http://www.checkerdist.com>

SouthStar Supply Company: They have scissors, snips & holsters, bobbins, pattern making supplies, rotary cutters, mats, knives, sharpeners, notions, needles, pins, ergonomics, safety, & handling supplies, steamers, machine oil, spot lifters, silicone.....and they are very nice people to work with. <http://www.southstarsupply.com>

Quilter's Dream Batting: I have pretty much stopped purchasing rolls of batting. I find it easier to maintain an accurate inventory of batting, and it stores well. Unlike some packaged batting, I don't find that the QD batting is distorted, and so it doesn't require a trip through my dryer before I can use it. Some of my best friends who also have longarm quilting businesses stock packaged batting as well as batting on a roll. We agree that these people are easy to work with! <http://www.quiltersdreambatting.com>

Virginia Longarm: I buy the dress bag and the 3-sided zipper totes to deliver my quilts to customer. They bring their next quilt to me in their bag. When I arrive at our guild meetings, laden with my purple bags, people say it looks like Christmas. Their quilts stay clean and it adds a little extra class and professionalism to my business. <http://www.virginalongarm.com> or call 804-708-0741.

Wingspan Crafts: These are the people at MQX East who have the pre-shunk cotton batting (Katahdin) and the lovely 80/20 (Acadia). They were very nice to work with. <http://www.wingspancrafts.com>

Winline Textiles: These people were at MQS in Wichita. Their batting also feels very nice, has great consistency. They sent me home with two sample batts (a crib size and a twin size). I have used both sample batts and was very, very pleased. Visit them at: <http://www.winline.com>