




Club Notes:



Quartz
JUNE 2015



Greetings!

It's been a busy few weeks! Kim has been chained to her drawing tablet making patterns. I think she's making them in her sleep, too!

This past weekend, Kim spent some time at Big Red (her Statler) making a blessings quilt. This quilt is for the parents of a 14 month old girl who passed away last week. While nothing will take away the horror of losing a child, people have reported that the pain of loss is compounded when friends and family "erase" the child in an attempt to spare the feelings of the parents. Quite awhile ago, a Crown Jewels Club member requested that Kim design a blessings quilt for just this type of situation. This past weekend was the first time Kim had the

bitter sweet task of making one for real. She was happy that it was something she could do for this family and do it quickly. She was saddened that it was necessary. The little girl's mother was grateful for the opportunity to celebrate her daughter's life and not have her erased from memories.

STATLER OWNERS:


Look for us at the SUGAR Conference! We'll have something special for you in the vendor mall!

**The Quartz June 2015 Archive
contains 144 patterns, including 50
panos, a retail value of \$1690.**


Panos




Pattern: 2015 masks and notes
Archive: Quartz June 2015




Pattern: 2015 music pano 001
Archive: Quartz June 2015



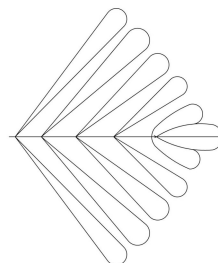
Pattern: biohazard pano 001
Archive: Quartz June 2015



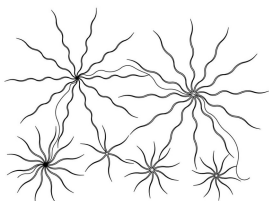
Pattern: bridget pano 002
Archive: Quartz June 2015




Pattern: effiel tower pano 003
Archive: Quartz June 2015



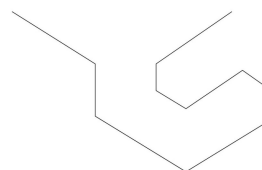
Pattern: feather alt pano 001
Archive: Quartz June 2015



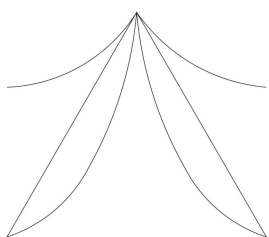
Pattern: fireworks ribbon pano 001
Archive: Quartz June 2015



Pattern: football bears pano 001
Archive: Quartz June 2015



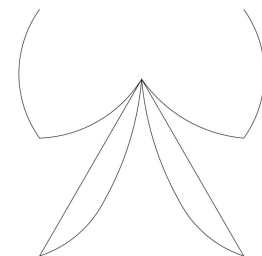
Pattern: geometric alt pano 001
Archive: Quartz June 2015



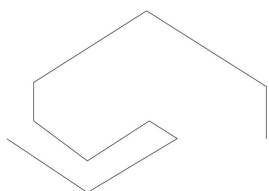
Pattern: geometric alt pano 0010
Archive: Quartz June 2015



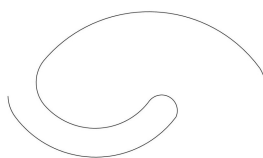
Pattern: geometric alt pano 0011
Archive: Quartz June 2015



Pattern: geometric alt pano 0012
Archive: Quartz June 2015



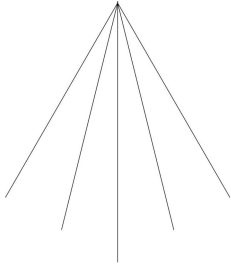
Pattern: geometric alt pano 002
Archive: Quartz June 2015



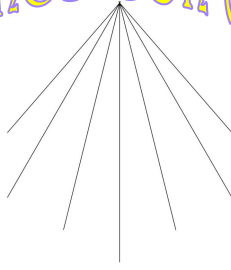
Pattern: geometric alt pano 003
Archive: Quartz June 2015



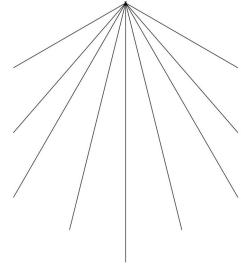
Pattern: geometric alt pano 004
Archive: Quartz June 2015



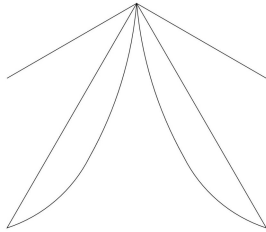
Pattern: geometric alt pano 005
Archive: Quartz June 2015



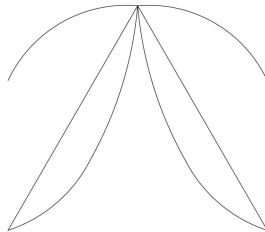
Pattern: geometric alt pano 006
Archive: Quartz June 2015



Pattern: geometric alt pano 007
Archive: Quartz June 2015



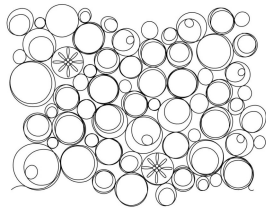
Pattern: geometric alt pano 008
Archive: Quartz June 2015




Pattern: geometric alt pano 009
Archive: Quartz June 2015



Pattern: gina lion pano 001
Archive: Quartz June 2015




Pattern: ginas circle pano 001
Archive: Quartz June 2015




Pattern: gmitter pano 001
Archive: Quartz June 2015



Pattern: jungle leaf pano 004
Archive: Quartz June 2015



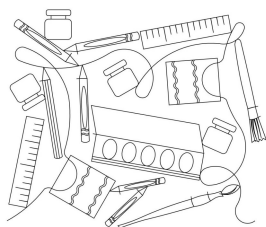
Pattern: jungle leaf pano 005
Archive: Quartz June 2015




Pattern: jw cardinals sports pano 001
Archive: Quartz June 2015



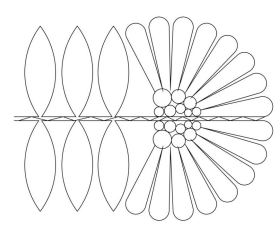
Pattern: lion pano 001
Archive: Quartz June 2015



Pattern: little artist pano 001
Archive: Quartz June 2015



Pattern: magical horses pano 001
Archive: Quartz June 2015




Pattern: modern flower pano 001
Archive: Quartz June 2015


Panos Cont.




Pattern: on point pano 003
Archive: Quartz June 2015



Pattern: ornament pano 001
Archive: Quartz June 2015



Pattern: ornament pano 002
Archive: Quartz June 2015




Pattern: piggies pano 001
Archive: Quartz June 2015




Pattern: piggies wolf pano 001
Archive: Quartz June 2015



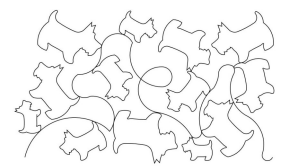
Pattern: pot of gold rainbow pano
Archive: Quartz June 2015



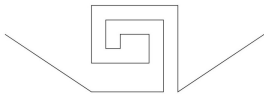
Pattern: puppy bone pano 001
Archive: Quartz June 2015



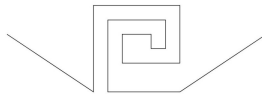
Pattern: ribbon taffy pano 001
Archive: Quartz June 2015



Pattern: scotty dog pano 4
Archive: Quartz June 2015



Pattern: simple sq swirl alt pano 001
Archive: Quartz June 2015



Pattern: simple sq swirl alt pano 002
Archive: Quartz June 2015




Pattern: simple swirl alt pano 001
Archive: Quartz June 2015




Pattern: simple swirl alt pano 002
Archive: Quartz June 2015



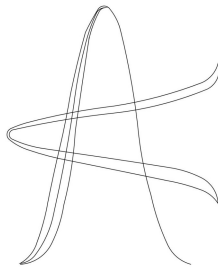
Pattern: soft drink bottle pano sq 001
Archive: Quartz June 2015




Pattern: soft drink bottle pano sq 002
Archive: Quartz June 2015




Pattern: southwest pano 004
Archive: Quartz June 2015



Pattern: swoosh pano 001
Archive: Quartz June 2015



Pattern: teresa pano 002
Archive: Quartz June 2015



Pattern: victoria pano 001
Archive: Quartz June 2015



Pattern: wolfpack nc pano 001
Archive: Quartz June 2015



Longarm Tip of the Month

Over this past weekend, I spent a considerable amount of time emailing, texting, and on the phone trying to help a Sweet Dreams Quilt Studio customer with her quilt situation.


She was quite distressed because she had a problem with a quilt and was trying to make a pattern do what she wanted it to do to fix the problem.

I run Statlers, and have a limited amount of experience with other types of computer-guided longarm systems, so we were both frustrated. Another quilter who had the same type of system reported back to me that she shut down her system and booted it all back up and then the pattern issues went away.


That was a good reminder for me, and so I'm passing it along to you. Regardless of the type of computer-guided longarm system you use, the issue is often THE COMPUTER! And many computer issues are just because the computer lost its mind. Shut it down. Unplug it even. Plug it all back in and turn it all back on. See if that solves the problem.

Might save some midnight distress!


Beth Patterns



Blade Elements




MC Patterns




Mariner's Compass

Geometric Alt Pano 001



Geometric Alt


Pano 002



NEXT


Geometric Alt

Pano 003




Geometric Alt

Pano 004




Geometric Alt

Pano 005




Geometric Alt

Pano 006




Geometric Alt

Pano 007




Geometric Alt

Pano 008




Geometric Alt

Pano 009




Geometric Alt

Pano 010




Geometric Alt

Pano 011



Geometric Alt

Pano 012





Meet Your New Best Friend!

Created by Sweet Dreams Quilt Studio,
Quilter's LightBox® software was designed to easily:

- Import photos of your quilt and/or quilt blocks.
 - Import photos of quilt block pattern pictures.
 - Preview quilting patterns superimposed over the quilt photos.
 - Enlarge, reduce, copy, rotate, increase or decrease line widths, and adjust thread colors.
 - Print pictures of the quilt/block with the patterns, and a list of the quilting pattern pictures used.
 - Create a .zip file with all of the pictures for ease in emailing to quilt customers.
 -
- . **AND NOW** has a freehand feature, for those times when you want to doodle on your own!

The software includes over 9000 quilting pattern pictures and free monthly updates for quilting pattern pictures. The software is available for purchase online with immediate download, and also comes with a backup version on the DVD, along with the library of pattern pictures, delivered via USPS Priority Mail. DVD is shipped within 1 business day of order date. **Don't forget to download your free pattern pictures updates!!**

<http://www.quilterslightbox.com>

Pattern Type	Size	Name of Existing Pattern for Modification	Name to be included in pattern	Attach good photos of quilt and blocks	Style you're going for. Other patterns you're using in the quilt, etc.
Block #1					
Block #2					
Block #3					
Border & Border Corner #1					
Border & Border Corner #2					
Border & Border Corner #3					
Triangle-Equilateral (all sides equal and all angles are 60 degrees)					
Triangle-Isosceles (two equal sides and two equal angles)					
Triangle-Scalene (no equal sides & no equal angles)					
Sash					
Point-to-Point					
Edge-to-Edge—Directional					
Edge-to-edge-Non Directional					
Edge-to-Edge-Interlocking					
Edge-to-Edge-Squared					

Important things to consider and include with your design request:

When you take photos of the quilt and/or quilt block, the camera should be parallel to the quilt (we need a straight on shot). If we have to draft out the block, it helps a lot to capture correct angles.

If you want an existing pattern modified, we need the exact pattern name. (We cannot modify another designer's pattern, so please don't ask us to do that.)

Style you're going for: If you want celtic, but don't tell us and we make floral, no one will be happy.

If you want a name included in the pattern, you need to double check the spelling before you submit the request. If you find out after the pattern has been designed that you requested the pattern with incorrect spelling, your submission of the correct name spelling goes to the end of the drawing list, causing a delay for you.

If your machine has a short throat, please make sure you tell us the largest amount of the fabric your machine has access to quilt. [PLEASE email your design requests](#) (you can follow up with a phone call, but it helps us to have the email.)

Favorite Longarm Supplies Vendors:

Updated

We've had many questions from new longarm quilters about the best places to buy their supplies. So, we thought we'd provide a list of our favorite vendors. This is not an exclusive list...you may already have other vendors who take care of your longarm supply needs...and we're not trying to convert anybody.

Superior Thread: I buy King Tut Thread in the 2000 yard cones, although they have poly thread as well. They sell wholesale only, so you'll need your sales tax certificate to set up an account. They have an amazing selection of thread. They have fabulous customer service and an easy online account set up process. They also ship internationally! <http://www.superiorthreads.com>

Checker Distributing: Wholesale Only.....I have rarely looked in vain for anything quilt related on their site. Shopping for supplies can be addicting! Shipping is charged on large items, but not on items such as pins, needles, thread, books, scissors, or most other notions. They do charge shipping on bolts of fabric, luggage, cutting mats, Ott Lights, etc. (They now carry Quilter's Dream Batting.....but only to customers outside of the United States.) <http://www.checkerdist.com>

SouthStar Supply Company: They have scissors, snips & holsters, bobbins, pattern making supplies, rotary cutters, mats, knives, sharpeners, notions, needles, pins, ergonomics, safety, & handling supplies, steamers, machine oil, spot lifters, silicone.....and they are very nice people to work with. <http://www.southstarsupply.com>

Quilter's Dream Batting: I have pretty much stopped purchasing rolls of batting. I find it easier to maintain an accurate inventory of batting, and it stores well. Unlike some packaged batting, I don't find that the QD batting is distorted, and so it doesn't require a trip through my dryer before I can use it. Some of my best friends who also have longarm quilting businesses stock packaged batting as well as batting on a roll. We agree that these people are easy to work with! <http://www.quiltersdreambatting.com>

Virginia Longarm: I buy the dress bag and the 3-sided zipper totes to deliver my quilts to customer. They bring their next quilt to me in their bag. When I arrive at our guild meetings, laden with my purple bags, people say it looks like Christmas. Their quilts stay clean and it adds a little extra class and professionalism to my business. <http://www.virginalongarm.com> or call 804-708-0741.

Wingspan Crafts: These are the people at MQX East who have the pre-shunk cotton batting (Katahdin) and the lovely 80/20 (Acadia). They were very nice to work with. <http://www.wingspancrafts.com>

Winline Textiles: These people were at MQS in Wichita. Their batting also feels very nice, has great consistency. They sent me home with two sample batts (a crib size and a twin size). I have used both sample batts and was very, very pleased. Visit them at: <http://www.winline.com>