




Club Notes:

Quartz
Q NOVEMBER
2015

Kim turned on the furnace this week, but we are both still chilled! I saw frost on the rooftops this morning, but so far not on the plants. It won't be long, though, and then maybe we can stop taking antihistamines and start wearing Ugg boots to work! The trees weren't very pretty this fall, but we've seen some spectacular sunsets!

Did you know that waves are mathematical? I asked Kim to make some patterns with smooth motion....like waves, only not waves. She looked at me like I was nuts! Well....maybe I am nuts! I've been looking for something with smooth motion, yet simple, to quilt on some quilts which are extremely busy! She played around with a bunch of different waves, none of which were exactly what I had in mind. It's too bad I couldn't give her a sketch, but she's the artist, not me! Finally, she did some internet searches for waves and found a site that showed the mathematics involved in creating the perfect wave. I am over the moon! She made 4 different wave patterns for me, and then made them available in 4 sizes (small, medium, large, and x-large). So far, I've used this on a floating star quilt made in all flannels with fabulous results. The motion in the stitching allowed the quilt to remain flexible despite the density of the quilting! My customer was ecstatic, too! That's what we're all after, right? Ecstatic customers! So, check out those Wavy panos!


On another note, Kim and I had a good time at our Sometimes 30's Quilt Retreat at the beginning of October. Kim seemed to be suffering from Attention Deficit Syndrome. She was working on a Red, White, and Black log cabin quilt (and I think the strips are all about 3/4" wide). The retreat was held in Brunswick, MO, during their annual Pecan Festival! The Homecoming Queen was running around wearing a dress, cowboy boots and a tiara! You go, Girl! The retreat center was connected to the Sew Sweet Quilt Shop so there was all this unlimited fabric to drool over. I confess that some of it came home with me! Kim saw the book, Farm Girls Vintage, and proposed that our group purchase the books and make Barn Blocks for each other, basically a version of the Row by Row quilt. And so it begins! I expect that Kim will be inspired to create new quilting designs for these barn quilts, too!



You can see that I'm a traditionalist (I made my barn red). Kim is NOT a traditionalist (thus the purple barn). Not everybody plans to use 30's fabrics. It will be a lot of



Janet's First Barn Block



Kim's First Barn Block

fun to see the creative spin each of our group members adds to the blocks they make!

This project reminded me that quilting is my hobby! It's good to actually play once in awhile!


Enjoy the patterns this month! Don't forget to send us photos of your quilting triumphs....we love to see them all!

—Janet and Kim


The Quartz October 2015 Archive contains 98 patterns, including 55 panos, a retail value of \$1255.00.

Kim and her husband, Dave, will be taking a long overdue vacation (just them....no children or grandchildren) in January. If you have projects coming in for which you think you'll need something special drawn, get those requests in as soon as possible. I don't want her to take her computer with her on vacation!!

Panos



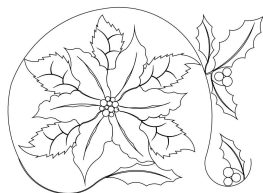
Pattern: anzac pano 002
Archive: Quartz November 2015



Pattern: cherry blossom pano 004
Archive: Quartz November 2015



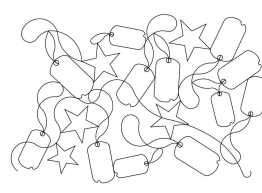
Pattern: christmas 2015 pano 001
Archive: Quartz November 2015



Pattern: christmas 2015 pano 002
Archive: Quartz November 2015




Pattern: christmas 2015 pano 003
Archive: Quartz November 2015




Pattern: dog tag pano 002
Archive: Quartz November 2015




Pattern: flower magic pano 001
Archive: Quartz November 2015




Pattern: flower magic pano 002
Archive: Quartz November 2015




Pattern: flower magic pano 003
Archive: Quartz November 2015




Pattern: flower magic pano 004
Archive: Quartz November 2015




Pattern: flower magic pano 005
Archive: Quartz November 2015




Pattern: flower magic pano 006
Archive: Quartz November 2015




Pattern: flower magic pano 007
Archive: Quartz November 2015



Pattern: gabby pano 001
Archive: Quartz November 2015



Pattern: handcuff pano 001
Archive: Quartz November 2015




Pattern: hawk pano 001
Archive: Quartz November 2015



Pattern: heather flower pano 002
Archive: Quartz November 2015




Pattern: jacobean christmas pano
Archive: Quartz November 2015



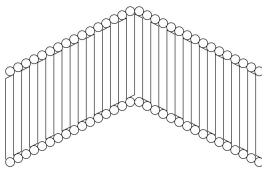
Pattern: jacobean christmas pano
Archive: Quartz November 2015



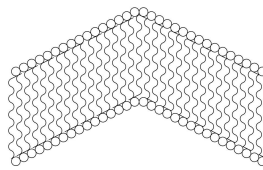
Pattern: jacobean pano 002
Archive: Quartz November 2015



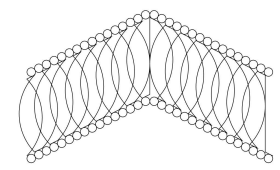
Pattern: lansing lions pano 001
Archive: Quartz November 2015




Pattern: modern zig zag pano 001
Archive: Quartz November 2015




Pattern: modern zig zag pano 002
Archive: Quartz November 2015



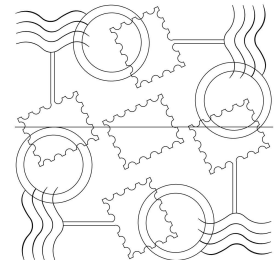
Pattern: modern zig zag pano 003
Archive: Quartz November 2015



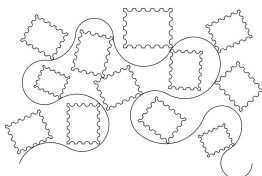
Pattern: octagon pano 001
Archive: Quartz November 2015




Pattern: octagon pano 002
Archive: Quartz November 2015



Pattern: postage stamp pano 001
Archive: Quartz November 2015



Pattern: postage stamp pano 002
Archive: Quartz November 2015



Pattern: postage stamp pano 003
Archive: Quartz November 2015



Pattern: ribbon sarah
Archive: Quartz November 2015




Pattern: ribbon sisters forever laugh-
Archive: Quartz November 2015



Pattern: santa beard pano 001
Archive: Quartz November 2015



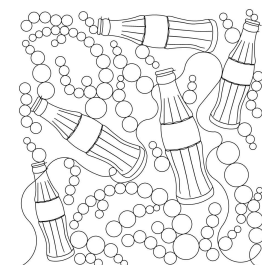
Pattern: santa hat beard pano
Archive: Quartz November 2015



Pattern: santa hat pano 001
Archive: Quartz November 2015




Pattern: sea scallops and fish pano
Archive: Quartz November 2015




Pattern: soft drink bottle pano sq 003
Archive: Quartz November 2015



Pattern: suzys swirls 002
Archive: Quartz November 2015



Pattern: suzys swirls 003
Archive: Quartz November 2015



Pattern: vroom pano 001
Archive: Quartz November 2015



Pattern: wavy pano 001 large
Archive: Quartz November 2015



Pattern: wavy pano 001 medium
Archive: Quartz November 2015



Pattern: wavy pano 001 small
Archive: Quartz November 2015






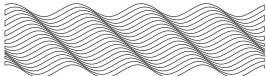
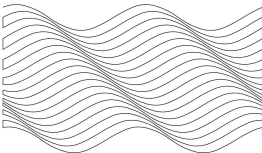






Pattern: wavy pano 001 xlarge
Archive: Quartz November 2015



Pattern: wavy pano 002 large
Archive: Quartz November 2015




Pattern: wavy pano 002 medium
Archive: Quartz November 2015

		
Pattern: wavy pano 002 small Archive: Quartz November 2015	Pattern: wavy pano 002 xlarge Archive: Quartz November 2015	Pattern: wavy pano 003 large Archive: Quartz November 2015
		
Pattern: wavy pano 003 medium Archive: Quartz November 2015	Pattern: wavy pano 003 small Archive: Quartz November 2015	Pattern: wavy pano 003 xlarge Archive: Quartz November 2015
		
Pattern: wavy pano 004 large Archive: Quartz November 2015	Pattern: wavy pano 004 medium Archive: Quartz November 2015	Pattern: wavy pano 004 small Archive: Quartz November 2015
		
Pattern: wavy pano 004 xlarge Archive: Quartz November 2015		

Longarm Tip of the Month:

If you have quilters who drop off quilts to be quilted, but you didn't have the opportunity to actually look over the quilt with the quilter, take a few moments to review the quilt for issues. If you find open seams, insufficient backing, seams pressed to the light (but the dark shows through), stains, flaws in backing fabric, etc., make notes about the issues, possible solutions, and your costs associated with the solution. Call or email the quilter BEFORE you proceed. Give the quilter the opportunity to take back the quilt and fix the problems, or get their authorization for you to make the repairs and inform them of the cost for having you make the repairs. More communication up front will spare you the drama later!



Meet Your New Best Friend!

**Back to School
means more time
to quilt! \$60.00!**

Created by Sweet Dreams Quilt Studio,
Quilter's LightBox® software was designed to easily:

- Import photos of your quilt and/or quilt blocks.
- Import photos of quilt block pattern pictures.
- Preview quilting patterns superimposed over the quilt photos.
- Enlarge, reduce, copy, rotate, increase or decrease line widths, and adjust thread colors.
- Print pictures of the quilt/block with the patterns, and a list of the quilting pattern pictures used.
- Create a .zip file with all of the pictures for ease in emailing to quilt customers.
- AND NOW has a freehand feature, for those times when you want to doodle on your own!

The software includes over 9000 quilting pattern pictures and free monthly updates for quilting pattern pictures. The software is available for purchase online with immediate download, and also comes with a backup version on the DVD, along with the library of pattern pictures, delivered via USPS Priority Mail. DVD is shipped within 1 business day of order date. **Don't forget to download your free pattern pictures updates!!**

<http://www.quilterslightbox.com>

Dan's Quilt:

There are several Sweet Dreams Quilt Studio patterns used in Dan's quilt! New this month are:

Dan's feather oval frame 001 and 002

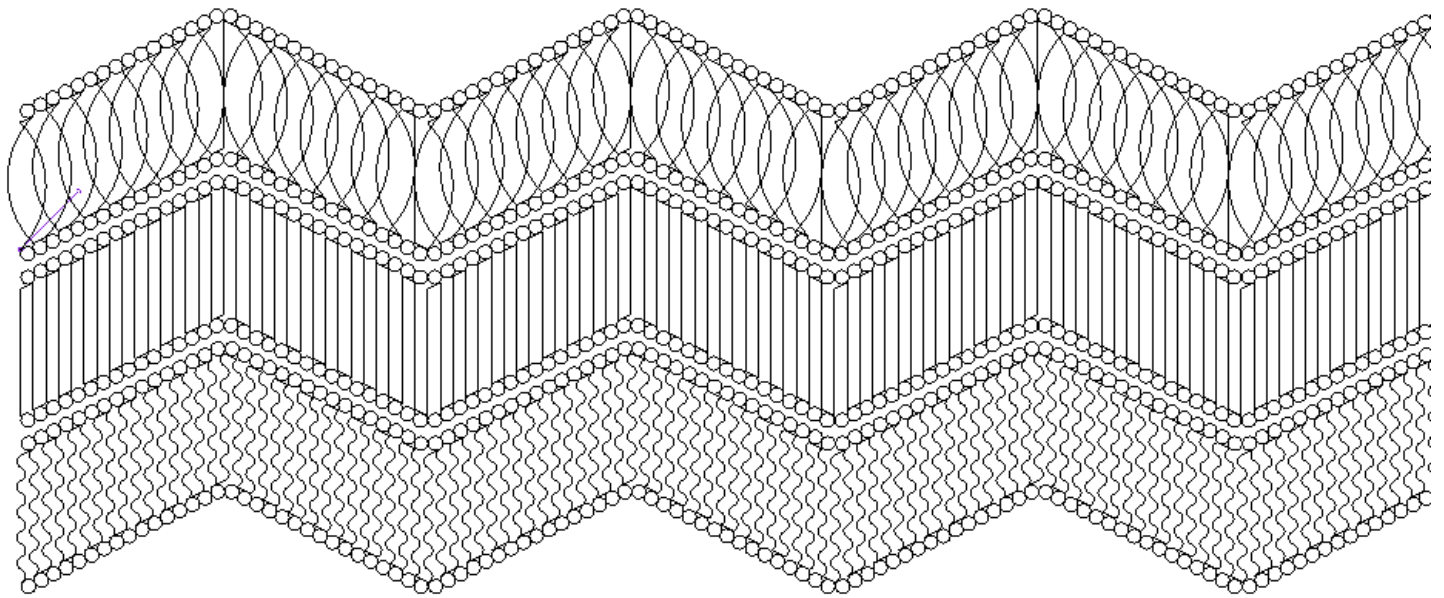
Dan's ribbon wedge 01

Dan's feather rec 001




Modern zig zag pano 001, 002, 003

Can use each pattern independently or combine them to alternate rows.





Twelve Flower Magic Panos


Mix and Match as Desired!




Hipster Christmas Patterns




Octagon Pano 001



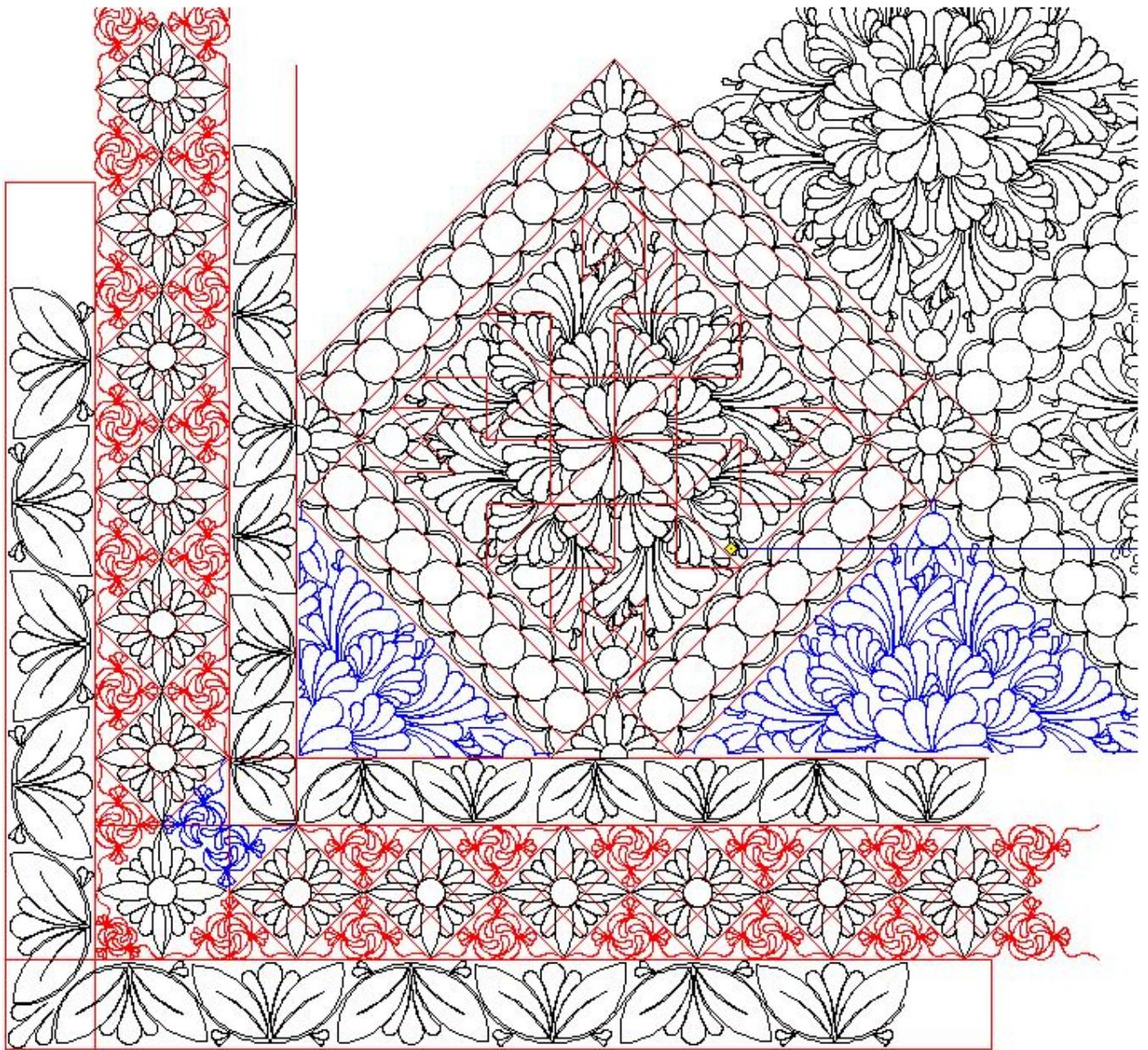
Octagon Pano 002



Octagon Pano 001 and 002 Concatenated



Diane Patterns



Pattern Type	Size	Name of Existing Pattern for Modification	Name to be included in pattern	Attach good photos of quilt and blocks	Style you're going for. Other patterns you're using in the quilt, etc.
Block #1					
Block #2					
Block #3					
Border & Border Corner #1					
Border & Border Corner #2					
Border & Border Corner #3					
Triangle-Equilateral (all sides equal and all angles are 60 degrees)					
Triangle-Isosceles (two equal sides and two equal angles)					
Triangle-Scalene (no equal sides & no equal angles)					
Sash					
Point-to-Point					
Edge-to-Edge—Directional					
Edge-to-edge-Non Directional					
Edge-to-Edge-Interlocking					
Edge-to-Edge-Squared					

Important things to consider and include with your design request:

When you take photos of the quilt and/or quilt block, the camera should be parallel to the quilt (we need a straight on shot). If we have to draft out the block, it helps a lot to capture correct angles.

If you want an existing pattern modified, we need the exact pattern name. (We cannot modify another designer's pattern, so please don't ask us to do that.)

Style you're going for: If you want celtic, but don't tell us and we make floral, no one will be happy.

If you want a name included in the pattern, you need to double check the spelling before you submit the request. If you find out after the pattern has been designed that you requested the pattern with incorrect spelling, your submission of the correct name spelling goes to the end of the drawing list, causing a delay for you.

If your machine has a short throat, please make sure you tell us the largest amount of the fabric your machine has access to quilt. [PLEASE email your design requests](#) (you can follow up with a phone call, but it helps us to have the email.)

Favorite Longarm Supplies Vendors:

Updated

We've had many questions from new longarm quilters about the best places to buy their supplies. So, we thought we'd provide a list of our favorite vendors. This is not an exclusive list...you may already have other vendors who take care of your longarm supply needs...and we're not trying to convert anybody.

Superior Thread: I buy King Tut Thread in the 2000 yard cones, although they have poly thread as well. They sell wholesale only, so you'll need your sales tax certificate to set up an account. They have an amazing selection of thread. They have fabulous customer service and an easy online account set up process. They also ship internationally! <http://www.superiorthreads.com>

Checker Distributing: Wholesale Only.....I have rarely looked in vain for anything quilt related on their site. Shopping for supplies can be addicting! Shipping is charged on large items, but not on items such as pins, needles, thread, books, scissors, or most other notions. They do charge shipping on bolts of fabric, luggage, cutting mats, Ott Lights, etc. (They now carry Quilter's Dream Batting.....but only to customers outside of the United States.) <http://www.checkerdist.com>

SouthStar Supply Company: They have scissors, snips & holsters, bobbins, pattern making supplies, rotary cutters, mats, knives, sharpeners, notions, needles, pins, ergonomics, safety, & handling supplies, steamers, machine oil, spot lifters, silicone.....and they are very nice people to work with. <http://www.southstarsupply.com>

Quilter's Dream Batting: I have pretty much stopped purchasing rolls of batting. I find it easier to maintain an accurate inventory of batting, and it stores well. Unlike some packaged batting, I don't find that the QD batting is distorted, and so it doesn't require a trip through my dryer before I can use it. Some of my best friends who also have longarm quilting businesses stock packaged batting as well as batting on a roll. We agree that these people are easy to work with! <http://www.quiltersdreambatting.com>

Virginia Longarm: I buy the dress bag and the 3-sided zipper totes to deliver my quilts to customer. They bring their next quilt to me in their bag. When I arrive at our guild meetings, laden with my purple bags, people say it looks like Christmas. Their quilts stay clean and it adds a little extra class and professionalism to my business. <http://www.virginalongarm.com> or call 804-708-0741.

Wingspan Crafts: These are the people at MQX East who have the pre-shunk cotton batting (Katahdin) and the lovely 80/20 (Acadia). They were very nice to work with. <http://www.wingspancrafts.com>

Winline Textiles: These people were at MQS in Wichita. Their batting also feels very nice, has great consistency. They sent me home with two sample batts (a crib size and a twin size). I have used both sample batts and was very, very pleased. Visit them at: <http://www.winline.com>