



Club Notes:

Quartz
OCTOBER
2015




Winter is coming! When Kim gets cold, she starts looking for creative ways to get warm....and of course....for her grandkids, too! There are mermaid tail and shark patterns included in the October 2015 CJC, suitable for small children....and for your inner child! They are not costumes, but rather warm and snuggie "bags" to watch TV in or sit and read a book! Don't forget to download the stitch maps!

They're just pretty darn cute!

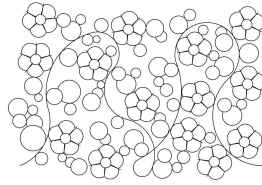
Happy Quilting!

The Quartz October 2015 Archive contains 124 patterns, including 43 panos, a retail value of \$1470.00.

Panos




Pattern: 30s flower pano 001
 Archive: Quartz October 2015



Pattern: 30s flower pano 002
 Archive: Quartz October 2015



Pattern: alex and stars pano 001
 Archive: Quartz October 2015



Pattern: anzac pano 001
 Archive: Quartz October 2015



Pattern: ariana pano 001
 Archive: Quartz October 2015




Pattern: aryana pano
 Archive: Quartz October 2015



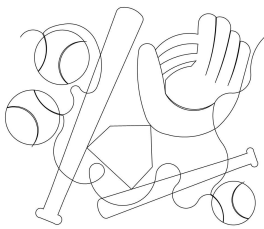
Pattern: ashton and stars pano 001
 Archive: Quartz October 2015



Pattern: barbs garden pano 001
 Archive: Quartz October 2015




Pattern: barn quilt bridge pano 001
 Archive: Quartz October 2015



Pattern: baseball fun 015
 Archive: Quartz October 2015



Pattern: bear moose tree pano 001
 Archive: Quartz October 2015




Pattern: bubbles owl pano 001
 Archive: Quartz October 2015



Pattern: cancer ribbon pano 001
 Archive: Quartz October 2015




Pattern: cardinal baseball pano 001
 Archive: Quartz October 2015




Pattern: cardinal baseball pano 002
 Archive: Quartz October 2015


Panos Cont.



Pattern: claire sports pano 001
Archive: Quartz October 2015




Pattern: curls in the garden 003
Archive: Quartz October 2015



Pattern: flower garden pano 009 sq
Archive: Quartz October 2015



Pattern: gina flower pano 002
Archive: Quartz October 2015




Pattern: ginas circle pano 002
Archive: Quartz October 2015




Pattern: great blue heron pano 001
Archive: Quartz October 2015




Pattern: hearts and whimsy swirls
Archive: Quartz October 2015



Pattern: hearts butterfly pano 001
Archive: Quartz October 2015



Pattern: hockey red wings
Archive: Quartz October 2015




Pattern: jack sword pano
Archive: Quartz October 2015




Pattern: Joseph and stars pano 001
Archive: Quartz October 2015




Pattern: leafy swirl pano 003
Archive: Quartz October 2015



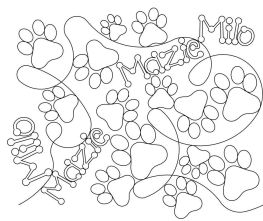
Pattern: maggie pano 001
Archive: Quartz October 2015




Pattern: mary flower pano 001
Archive: Quartz October 2015



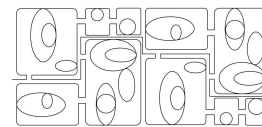
Pattern: miles and stars pano
Archive: Quartz October 2015




Pattern: milo and mазie dog paw
Archive: Quartz October 2015




Pattern: modern squares pano 001
Archive: Quartz October 2015



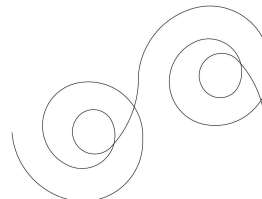
Pattern: modern squares pano 002
Archive: Quartz October 2015




Pattern: robert pano 001
Archive: Quartz October 2015



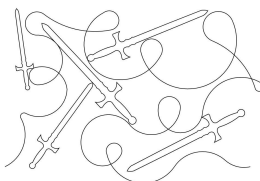
Pattern: smith cotton pano 001
Archive: Quartz October 2015




Pattern: suzys loops 001
Archive: Quartz October 2015



Pattern: suzys loops 100 x 16 inches
Archive: Quartz October 2015



Pattern: sword pano 001
Archive: Quartz October 2015




Pattern: tennis anyone 001
Archive: Quartz October 2015



Pattern: unicorn pano 002
Archive: Quartz October 2015




Pattern: wedding pano alt 001 g
Archive: Quartz October 2015




Pattern: x country sball bball pano
Archive: Quartz October 2015

Panos Con't.

9 Patch Reunion



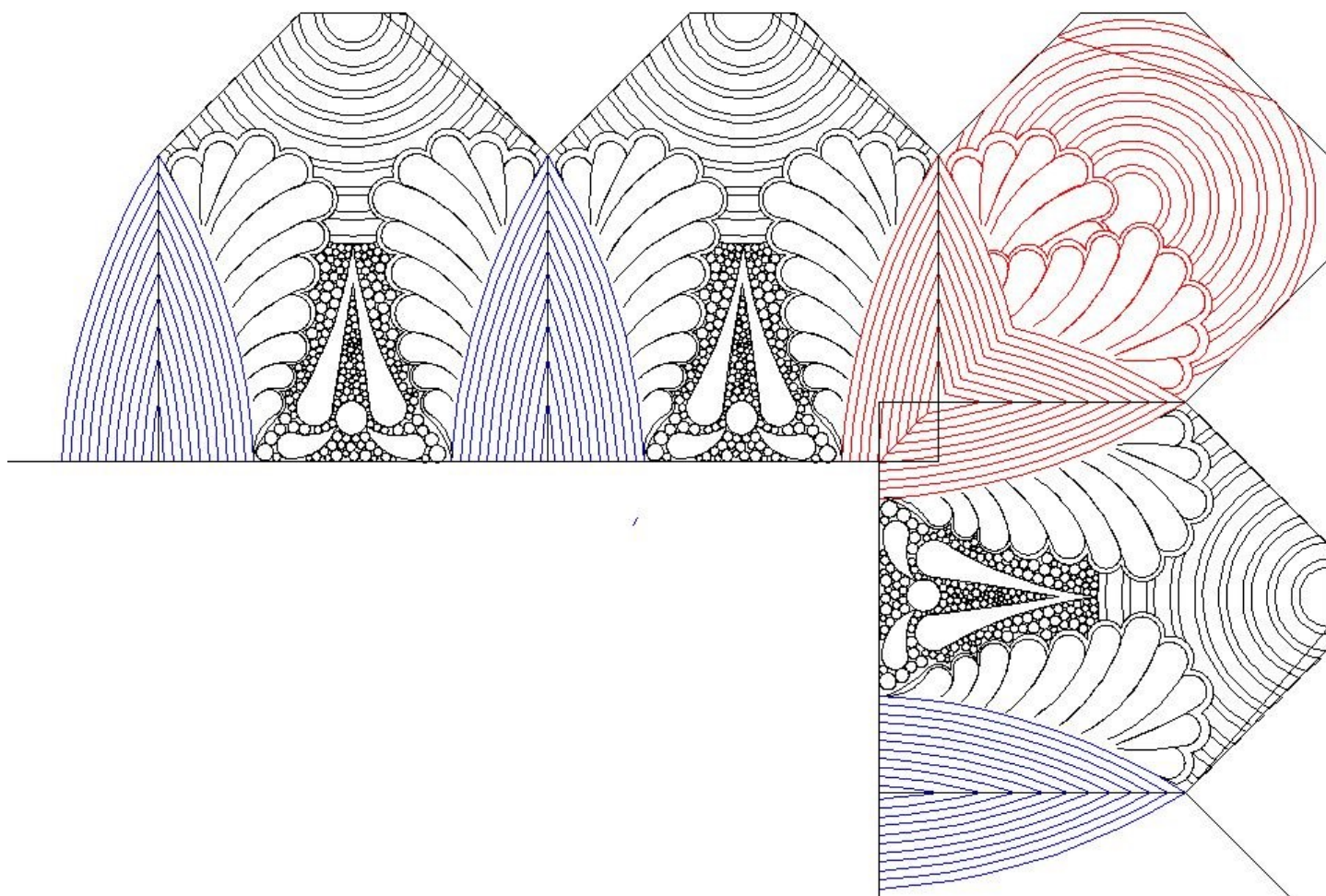
Beauty Blocks



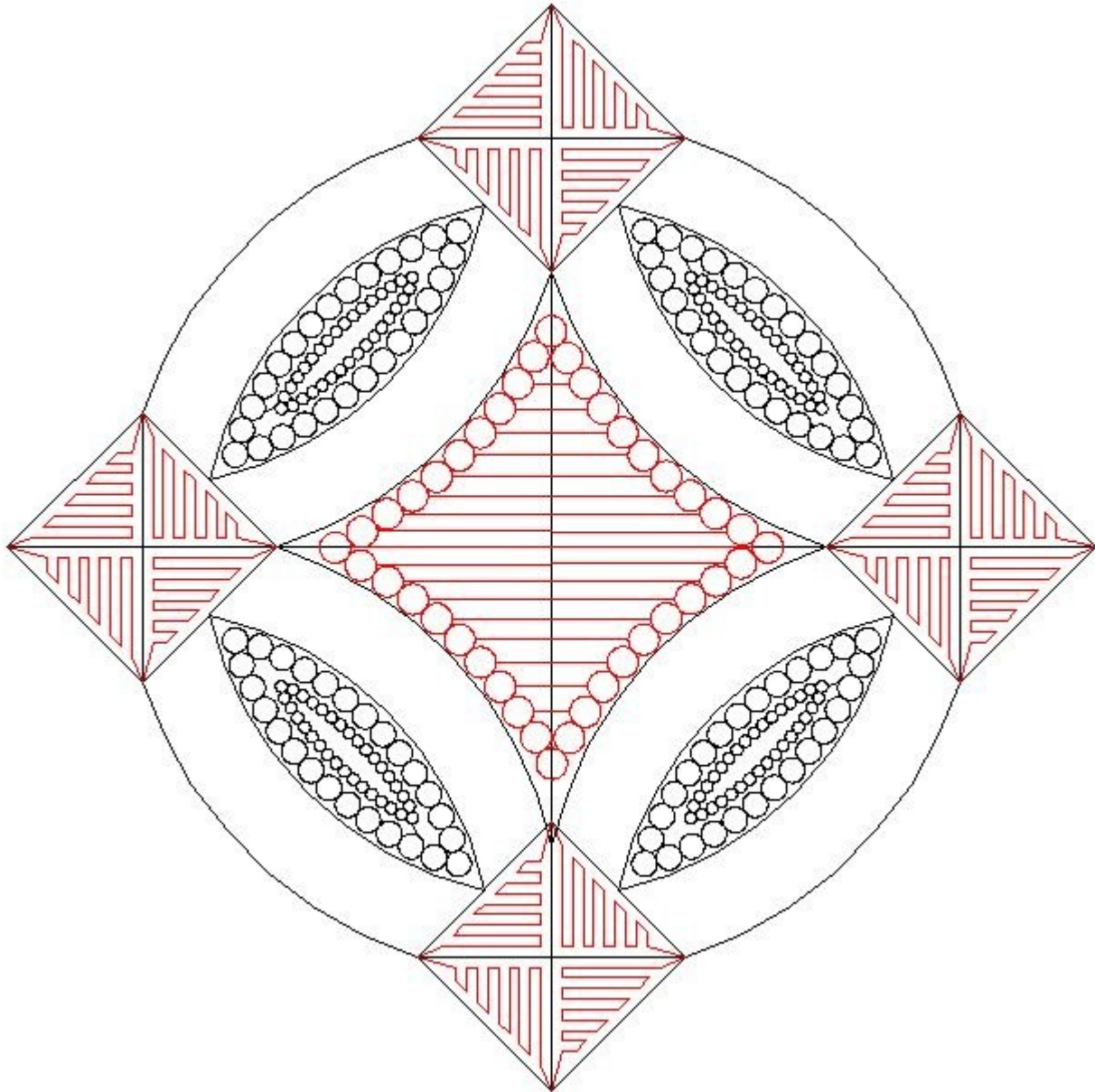
Brides Garden



Lonestar Border & Corner




Metro Rings




Metro Rings

Celtic



Twinnings



Woodlands





Meet Your New Best Friend!

**Back to School
means more time
to quilt! \$60.00!**

Created by Sweet Dreams Quilt Studio,
Quilter's LightBox[®] software was designed to easily:

- Import photos of your quilt and/or quilt blocks.
- Import photos of quilt block pattern pictures.
- Preview quilting patterns superimposed over the quilt photos.
- Enlarge, reduce, copy, rotate, increase or decrease line widths, and adjust thread colors.
- Print pictures of the quilt/block with the patterns, and a list of the quilting pattern pictures used.
- Create a .zip file with all of the pictures for ease in emailing to quilt customers.
- AND NOW has a freehand feature, for those times when you want to doodle on your own!

The software includes over 9000 quilting pattern pictures and free monthly updates for quilting pattern pictures. The software is available for purchase online with immediate download, and also comes with a backup version on the DVD, along with the library of pattern pictures, delivered via USPS Priority Mail. DVD is shipped within 1 business day of order date. **Don't forget to download your free pattern pictures updates!!**

<http://www.quilterslightbox.com>

Pattern Type	Size	Name of Existing Pattern for Modification	Name to be included in pattern	Attach good photos of quilt and blocks	Style you're going for. Other patterns you're using in the quilt, etc.
Block #1					
Block #2					
Block #3					
Border & Border Corner #1					
Border & Border Corner #2					
Border & Border Corner #3					
Triangle-Equilateral (all sides equal and all angles are 60 degrees)					
Triangle-Isosceles (two equal sides and two equal angles)					
Triangle-Scalene (no equal sides & no equal angles)					
Sash					
Point-to-Point					
Edge-to-Edge—Directional					
Edge-to-edge-Non Directional					
Edge-to-Edge-Interlocking					
Edge-to-Edge-Squared					

Important things to consider and include with your design request:

When you take photos of the quilt and/or quilt block, the camera should be parallel to the quilt (we need a straight on shot). If we have to draft out the block, it helps a lot to capture correct angles.

If you want an existing pattern modified, we need the exact pattern name. (We cannot modify another designer's pattern, so please don't ask us to do that.)

Style you're going for: If you want celtic, but don't tell us and we make floral, no one will be happy.

If you want a name included in the pattern, you need to double check the spelling before you submit the request. If you find out after the pattern has been designed that you requested the pattern with incorrect spelling, your submission of the correct name spelling goes to the end of the drawing list, causing a delay for you.

If your machine has a short throat, please make sure you tell us the largest amount of the fabric your machine has access to quilt. [PLEASE email your design requests \(you can follow up with a phone call, but it helps us to have the email.\)](#)

Favorite Longarm Supplies Vendors:

Updated

We've had many questions from new longarm quilters about the best places to buy their supplies. So, we thought we'd provide a list of our favorite vendors. This is not an exclusive list...you may already have other vendors who take care of your longarm supply needs...and we're not trying to convert anybody.

Superior Thread: I buy King Tut Thread in the 2000 yard cones, although they have poly thread as well. They sell wholesale only, so you'll need your sales tax certificate to set up an account. They have an amazing selection of thread. They have fabulous customer service and an easy online account set up process. They also ship internationally! <http://www.superiorthreads.com>

Checker Distributing: Wholesale Only.....I have rarely looked in vain for anything quilt related on their site. Shopping for supplies can be addicting! Shipping is charged on large items, but not on items such as pins, needles, thread, books, scissors, or most other notions. They do charge shipping on bolts of fabric, luggage, cutting mats, Ott Lights, etc. (They now carry Quilter's Dream Batting.....but only to customers outside of the United States.) <http://www.checkerdist.com>

SouthStar Supply Company: They have scissors, snips & holsters, bobbins, pattern making supplies, rotary cutters, mats, knives, sharpeners, notions, needles, pins, ergonomics, safety, & handling supplies, steamers, machine oil, spot lifters, silicone.....and they are very nice people to work with. <http://www.southstarsupply.com>

Quilter's Dream Batting: I have pretty much stopped purchasing rolls of batting. I find it easier to maintain an accurate inventory of batting, and it stores well. Unlike some packaged batting, I don't find that the QD batting is distorted, and so it doesn't require a trip through my dryer before I can use it. Some of my best friends who also have longarm quilting businesses stock packaged batting as well as batting on a roll. We agree that these people are easy to work with! <http://www.quiltersdreambatting.com>

Virginia Longarm: I buy the dress bag and the 3-sided zipper totes to deliver my quilts to customer. They bring their next quilt to me in their bag. When I arrive at our guild meetings, laden with my purple bags, people say it looks like Christmas. Their quilts stay clean and it adds a little extra class and professionalism to my business. <http://www.virginalongarm.com> or call 804-708-0741.

Wingspan Crafts: These are the people at MQX East who have the pre-shunk cotton batting (Katahdin) and the lovely 80/20 (Acadia). They were very nice to work with. <http://www.wingspancrafts.com>

Winline Textiles: These people were at MQS in Wichita. Their batting also feels very nice, has great consistency. They sent me home with two sample batts (a crib size and a twin size). I have used both sample batts and was very, very pleased. Visit them at: <http://www.winline.com>