



Club Notes:


Quartz
SEPTEMBER
2015

Greetings Quilters!

It's supposed to be pretty warm today, but it's overcast, cool, and yet humid. The ragweed count is so high that we can't have the windows open to enjoy the cool air....because Kim's eyes swell shut! It's really hard for her to draw patterns with her eyes closed!

Last week, we made an emergency trip to Overland Park, KS to pick up more batting for my quilt studio. We also dropped off a special wool quilt to Lee, our favorite quilter in Weston, MO. It was a great time to get out of the office and a beautiful day for travel. We batted around several different ideas for special Christmas patterns. Now all we have to do is see if we can make those ideas stitch out! :)

In and amongst all the quilt camp quilts I had come into my studio just prior to last month's pattern release, I finally managed to get a quilt top of my own finished. Kim made patterns for this quilt for Cheryl Harris (CJC member) way back in March 2013, which inspired me to make the quilt. I was even able to find 6 yards of



the same red fabric for the backing! Must be meant to be! Now, I just have to get it quilted!






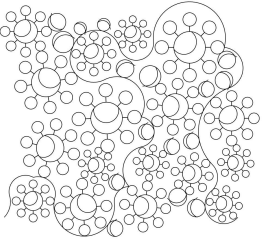


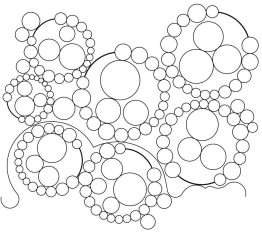



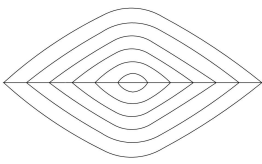


In her "spare time," Kim is knitting, playing with grandchildren, and is gearing up to make some wool birds from Sue Spargo's Fire Dance book. I guess she'll be collecting more bright wools, beads, and pearl cotton thread. I can only imagine what quilting designs this quilt will inspire her to create!

— Janet & Kim



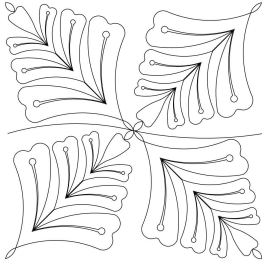












The Quartz September 2015 Archive contains 126 patterns,
including 43 panos, a retail value of \$1475.00.

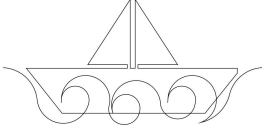








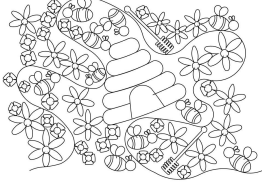






Panos

 <p>Pattern: airplane pano kid 001 Archive: Quartz September 2015</p>	 <p>Pattern: annie pano 001 Archive: Quartz September 2015</p>	 <p>Pattern: artist pano 002 Archive: Quartz September 2015</p>
 <p>Pattern: baby seahorse pano 001 Archive: Quartz September 2015</p>	 <p>Pattern: bandana pano 001 Archive: Quartz September 2015</p>	 <p>Pattern: bandana pano 002 Archive: Quartz September 2015</p>
 <p>Pattern: beer mug pano 001 Archive: Quartz September 2015</p>	 <p>Pattern: cindy flower pano sq 001 Archive: Quartz September 2015</p>	 <p>Pattern: circle ring pano 001 Archive: Quartz September 2015</p>
 <p>Pattern: climbing vine pano 001 Archive: Quartz September 2015</p>	 <p>Pattern: climbing vine pano 002 Archive: Quartz September 2015</p>	 <p>Pattern: climbing vine pano 003 Archive: Quartz September 2015</p>
 <p>Pattern: diamond alt pano 002 Archive: Quartz September 2015</p>	 <p>Pattern: dragonfly pano 001 Archive: Quartz September 2015</p>	 <p>Pattern: drippy flower pano 001 Archive: Quartz September 2015</p>

Panos

 <p>Pattern: dusty crosses pano Archive: Quartz September 2015</p>	 <p>Pattern: eagle world pano 001 Archive: Quartz September 2015</p>	 <p>Pattern: feather magic pano 001 Archive: Quartz September 2015</p>
 <p>Pattern: feather magic pano 002 Archive: Quartz September 2015</p>	 <p>Pattern: floral stripe pano 002 Archive: Quartz September 2015</p>	 <p>Pattern: gina flower pano 001 Archive: Quartz September 2015</p>
 <p>Pattern: golf pano 005 Archive: Quartz September 2015</p>	 <p>Pattern: golf pano 006 Archive: Quartz September 2015</p>	 <p>Pattern: gunnery pano 001 Archive: Quartz September 2015</p>
 <p>Pattern: heather flower pano 001 Archive: Quartz September 2015</p>	 <p>Pattern: kamden pano 001 Archive: Quartz September 2015</p>	 <p>Pattern: linda ichthus pano Archive: Quartz September 2015</p>
 <p>Pattern: mackenzie pano 001 Archive: Quartz September 2015</p>	 <p>Pattern: ride into the sunset 011 Archive: Quartz September 2015</p>	 <p>Pattern: rugby pano 002 Archive: Quartz September 2015</p>

 <p>Pattern: sailboat pano 001 alt Archive: Quartz September 2015</p>	 <p>Pattern: sao paulo pano Archive: Quartz September 2015</p>	 <p>Pattern: sea creature pano 001 Archive: Quartz September 2015</p>
 <p>Pattern: skrunchy lines pano Archive: Quartz September 2015</p>	 <p>Pattern: spidey pano 002 Archive: Quartz September 2015</p>	 <p>Pattern: star swirl pano 002 Archive: Quartz September 2015</p>
 <p>Pattern: sun spirit pano sq Archive: Quartz September 2015</p>	 <p>Pattern: sw sun pano 002 sq Archive: Quartz September 2015</p>	 <p>Pattern: tiger pano 002 Archive: Quartz September 2015</p>
 <p>Pattern: whymical bee pano 002 Archive: Quartz September 2015</p>	 <p>Pattern: woodlands pano 001 Archive: Quartz September 2015</p>	 <p>Pattern: woodlands pano 002 Archive: Quartz September 2015</p>
 <p>Pattern: zig zag pano 003 Archive: Quartz September 2015</p>		

Gerald's Butterfly Quilt


This layout used three patterns released in the September patterns:

Feather element 021
Feather rosey tri 002
Feather rosey tri 003

The border patterns and the crosshatch patterns are not part of the September 2015 archive.




Bandana Patterns



Bandana border 001 and Bandana brd crn 001


Scallop shell border 001 and scallop shell brd crn 001

Bandana border 002 and Bandana brd crn 002




Climbing Vine Panos 001, 002, & 003

Concatenated



More Fairmont Patterns





Spidey Pano 002

Just in time
for
Halloween!





Meet Your New Best Friend!

**Back to School
means more time
to quilt! \$60.00!**

**Created by Sweet Dreams Quilt Studio,
Quilter's LightBox® software was designed to easily:**

- Import photos of your quilt and/or quilt blocks.
- Import photos of quilt block pattern pictures.
- Preview quilting patterns superimposed over the quilt photos.
- Enlarge, reduce, copy, rotate, increase or decrease line widths, and adjust thread colors.
- Print pictures of the quilt/block with the patterns, and a list of the quilting pattern pictures used.
- Create a .zip file with all of the pictures for ease in emailing to quilt customers.
- AND NOW has a freehand feature, for those times when you want to doodle on your own!

The software includes over 9000 quilting pattern pictures and free monthly updates for quilting pattern pictures. The software is available for purchase online with immediate download, and also comes with a backup version on the DVD, along with the library of pattern pictures, delivered via USPS Priority Mail. DVD is shipped within 1 business day of order date. **Don't forget to download your free pattern pictures updates!!**

<http://www.quilterslightbox.com>

Pattern Type	Size	Name of Existing Pattern for Modification	Name to be included in pattern	Attach good photos of quilt and blocks	Style you're going for. Other patterns you're using in the quilt, etc.
Block #1					
Block #2					
Block #3					
Border & Border Corner #1					
Border & Border Corner #2					
Border & Border Corner #3					
Triangle-Equilateral (all sides equal and all angles are 60 degrees)					
Triangle-Isosceles (two equal sides and two equal angles)					
Triangle-Scalene (no equal sides & no equal angles)					
Sash					
Point-to-Point					
Edge-to-Edge—Directional					
Edge-to-edge-Non Directional					
Edge-to-Edge-Interlocking					
Edge-to-Edge-Squared					

Important things to consider and include with your design request:

When you take photos of the quilt and/or quilt block, the camera should be parallel to the quilt (we need a straight on shot). If we have to draft out the block, it helps a lot to capture correct angles.

If you want an existing pattern modified, we need the exact pattern name. (We cannot modify another designer's pattern, so please don't ask us to do that.)

Style you're going for: If you want celtic, but don't tell us and we make floral, no one will be happy.

If you want a name included in the pattern, you need to double check the spelling before you submit the request. If you find out after the pattern has been designed that you requested the pattern with incorrect spelling, your submission of the correct name spelling goes to the end of the drawing list, causing a delay for you.

If your machine has a short throat, please make sure you tell us the largest amount of the fabric your machine has access to quilt. [PLEASE email your design requests \(you can follow up with a phone call, but it helps us to have the email.\)](#)

Favorite Longarm Supplies Vendors:

Updated

We've had many questions from new longarm quilters about the best places to buy their supplies. So, we thought we'd provide a list of our favorite vendors. This is not an exclusive list...you may already have other vendors who take care of your longarm supply needs...and we're not trying to convert anybody.

Superior Thread: I buy King Tut Thread in the 2000 yard cones, although they have poly thread as well. They sell wholesale only, so you'll need your sales tax certificate to set up an account. They have an amazing selection of thread. They have fabulous customer service and an easy online account set up process. They also ship internationally! <http://www.superiorthreads.com>

Checker Distributing: Wholesale Only.....I have rarely looked in vain for anything quilt related on their site. Shopping for supplies can be addicting! Shipping is charged on large items, but not on items such as pins, needles, thread, books, scissors, or most other notions. They do charge shipping on bolts of fabric, luggage, cutting mats, Ott Lights, etc. (They now carry Quilter's Dream Batting.....but only to customers outside of the United States.) <http://www.checkerdist.com>

SouthStar Supply Company: They have scissors, snips & holsters, bobbins, pattern making supplies, rotary cutters, mats, knives, sharpeners, notions, needles, pins, ergonomics, safety, & handling supplies, steamers, machine oil, spot lifters, silicone.....and they are very nice people to work with. <http://www.southstarsupply.com>

Quilter's Dream Batting: I have pretty much stopped purchasing rolls of batting. I find it easier to maintain an accurate inventory of batting, and it stores well. Unlike some packaged batting, I don't find that the QD batting is distorted, and so it doesn't require a trip through my dryer before I can use it. Some of my best friends who also have longarm quilting businesses stock packaged batting as well as batting on a roll. We agree that these people are easy to work with! <http://www.quiltersdreambatting.com>

Virginia Longarm: I buy the dress bag and the 3-sided zipper totes to deliver my quilts to customer. They bring their next quilt to me in their bag. When I arrive at our guild meetings, laden with my purple bags, people say it looks like Christmas. Their quilts stay clean and it adds a little extra class and professionalism to my business. <http://www.virginalongarm.com> or call 804-708-0741.

Wingspan Crafts: These are the people at MQX East who have the pre-shunk cotton batting (Katahdin) and the lovely 80/20 (Acadia). They were very nice to work with. <http://www.wingspancrafts.com>

Winline Textiles: These people were at MQS in Wichita. Their batting also feels very nice, has great consistency. They sent me home with two sample batts (a crib size and a twin size). I have used both sample batts and was very, very pleased. Visit them at: <http://www.winline.com>