

Club Notes: Viscount

May 2009

Kim and I spent most of last week in lovely Paducah, KY at the AQS quilt show. The weather couldn't have been any better....it didn't even rain on us while we waited for the shuttle bus! Even though the convention center was obviously undergoing some renovations, they did a good job of organizing everything!!

We kept our eyes open for new fabrics, new thread collections, and new quilt kits. Kim and I both came home with some of each, and you'll be seeing more patterns for those kits within the next couple of months.



Kim's going to be a grandma, so she's somewhat obsessed with baby things these days. All you Crown Jewels Club Members will get a another email sometime

this month with an amazing pattern collection (I think there are 80 patterns in this special collection)....keep watch for it!

We're going to be at MQS in Overland Park, KS the week of May 12-17th. There will be some great show specials, too! It would be great to see each of you, so stop by the booth!




There are 68 patterns in the Topaz Viscount Collection! Enjoy!




Quilt Man at Paducah, KY....some guys will do *anything* for attention!!

The Sweet Dreams Quilt Studio Team



***Here's Harvey...hard at work.
And you all thought Kim was doing all
the designing!!***



Funky Peacocks....a new collection which includes a b2b pano, a top and a bottom border corner pattern, and a border pattern. There is also a more traditional peacock border and border corner included in this month's batch of patterns. These patterns go well on tone on tone fabrics as well as the more elaborate Asian fabric quilts!

Introducing SBLK: Sashed Blocks

The *Topaz Viscount* includes six new patterns specially designed to stitch out on sashed blocks. They are allisa SBLK 001, flower fan SBLK 001, flower spice SBLK, ironwork SBLK, kings daughter SBLK, and lonestar feather SBLK. These six patterns already have complimentary sashing and border patterns created in previous collections.....you may already have them! Look carefully at the block you're getting ready to stitch. What are the proportions of the sashing to the block quarters? These blocks were fitted to blocks with a 2 to 1 ratio. Next month, we will likely see designs fitted to the 3 to 1 ratio. The next page includes block layouts for five different 2 to 1 ration traditional blocks. You can see how well these new designs compliment this type of block. You may find other sashed blocks to use them on as well! It's all about the options, isn't it?

Help! My thread keeps breaking



Even though we design and sell patterns, we get a lot of requests from our customers who are seeking tips on a variety of longarm quilting issues. This week, we were encouraged to tell you a few thread break trouble shooting tips! Keep in mind, we didn't invent these hints....we're just passing them along, as we've found them to be helpful in our own quilting lives.

So, you're under the gun to get a quilt done, but the thread keeps breaking. You didn't have this problem on the last quilt you did, so what happened? Look at the end of the thread break.



Look at the end of the thread when it breaks. Is it wispy, or blunt? Is the outer sheath of the thread scrunched up the core of the thread?



If the thread is wispy, that means the thread is simply pulling apart....bad thread, or dry thread. Re-hydrate and try again.



If the thread is blunt, that means there could be a tension issue and the thread is just snapping at a stress point. Adjust tension. Or it could mean the needle needs to be adjusted.



If the outer sheath of the thread is scrunched up the core of the thread, that means either the thread is catching on a burr (could be a burr on the needle, a burr on the hook assembly, a burr in the face plate hole) or it could be that the machine is out of timing and the hook is too close to the thread and is shredding the thread.



Another thing (although I'm sure you've all checked for this) is a build up of lint can cause needle deflection, so it's really important to clean out lint every bobbin change, and put one drop of oil in the bobbin race every other bobbin change on big projects. Check your fabric tension, as well.

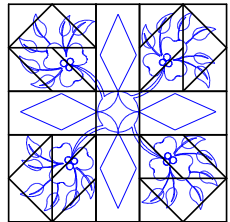



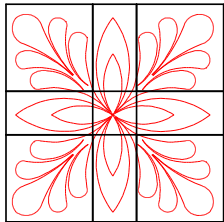

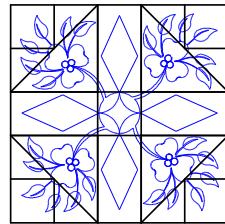




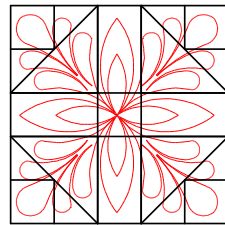
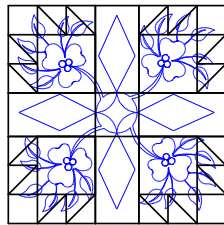




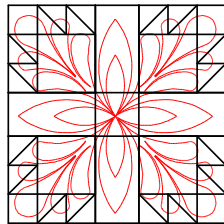
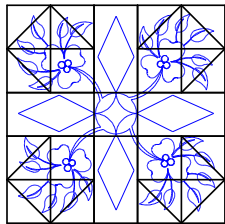




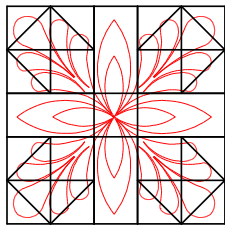

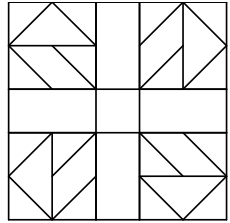
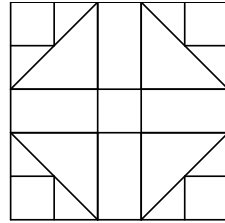
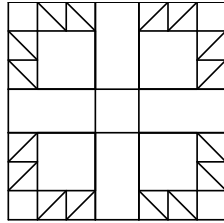
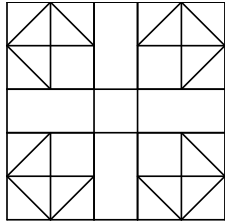
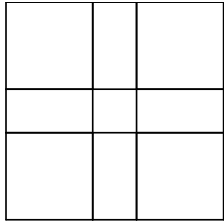
If all else fails....walk away from the quilt and seek chocolate therapy.


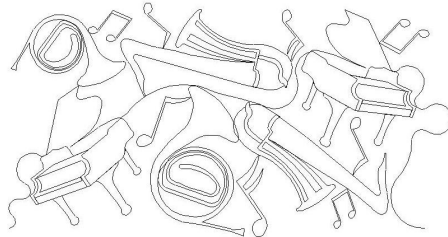









FYI — Crown Jewels Club Subscriptions

If you need to update your credit card information (use a different card, or change the expiration date on your credit card) for your Crown Jewels Club Subscription, we were just informed that the club member should *add the new card before deleting the old card*. If you don't, the system automatically cancels your subscription! We've had several club members who frantically called to say, "I didn't really want to cancel my membership....can you fix it?" We can, but we don't want anybody to experience any computer anxiety!!


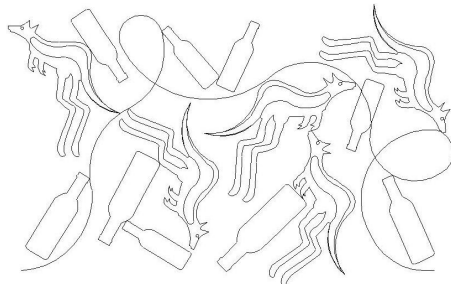
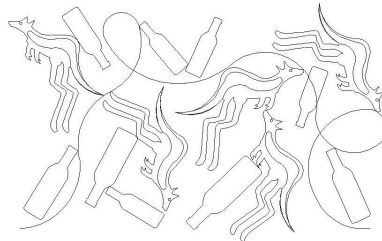
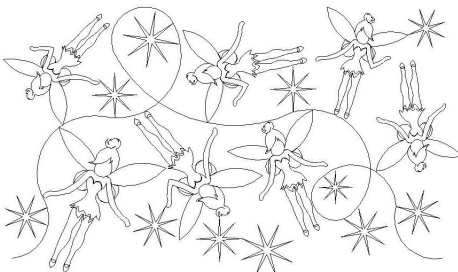

Pattern Options for Sashed Blocks (2:1 ratio)






**More Fun for
e2e Quilters!**

*The Topaz Viscount
brings you 15 panos!*



Concatenating: Let's Play Hockey!


Concatenating Let's Play Hockey!



Concatenating Let's Play Hockey!




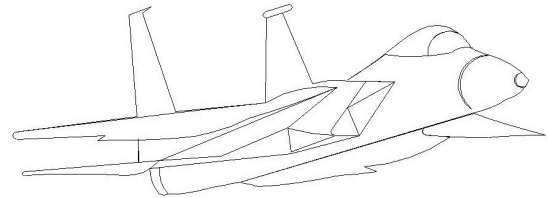
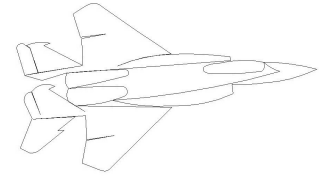

Each month, we're trying to add to the concatenating pattern selections, and giving the quilters more options in how you set up your e2e quilts! Let us know which e2e pattern you like to see "concatenized"!

Concatenating Let's Play Hockey!

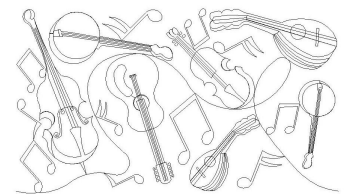


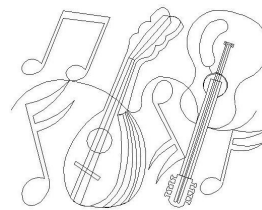
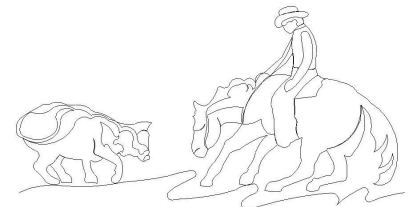

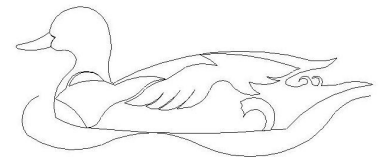
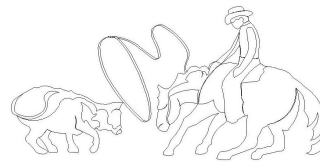


This 4-pattern collection was designed for the **Navajo Wedding Basket Quilt**. We hear that the quilters in the Southwestern states will be seeing many of these in the coming months! There's also an e2e pattern included on the pano page.

Man Quilt





Believe it or not, we've already started getting design requests for Christmas Quilts! Here's the latest....Christmas patterns for the **Double Wedding Ring Quilt**.



Patterns

Not Just Quilts



We're not advertising for this particular pattern, but we did see several of these bags being carried at Paducah, and we have also had requests for quilting grid patterns. Apparently there's a growing trend to have a longarm quilter quilt fabric, and then it can be used to make a variety of bags.

You could offer this quilting service to your customers....or you could make bags yourself.



There are several different versions of grid patterns in the Viscount, especially designed for this type of quilting.

(Due to shrinkage, you won't be able to line up the grids as an e2e pattern, so don't try to use this in place of cross hatching a whole quilt).

