






Flock of Feathers Quilt and Pattern Layout











1





6





2





7





3





8





4




9




5





10








11




16





12





The patterns for all of the blocks in this set do NOT quilt the “feathers”. You will need to use a p2p arc on the feathers.



13



14



15

